



US 20090078342A1

(19) **United States**

(12) **Patent Application Publication**

**Inoue et al.**

(10) **Pub. No.: US 2009/0078342 A1**

(43) **Pub. Date: Mar. 26, 2009**

(54) **CU-BASE AMORPHOUS ALLOY**

(75) Inventors: **Akihisa Inoue**, Sendai-shi (JP);  
**Wei Zhang**, Sendai-shi (JP); **Tao Zhang**, Sendai-shi (JP)

Correspondence Address:  
**WESTERMAN, HATTORI, DANIELS & ADRIAN, LLP**  
**1250 CONNECTICUT AVENUE, NW, SUITE 700**  
**WASHINGTON, DC 20036 (US)**

(73) Assignee: **JAPAN SCIENCE AND TECHNOLOGY CORPORATION**, Kawaguchi-shi (JP)

(21) Appl. No.: **12/292,723**

(22) Filed: **Nov. 25, 2008**

**Related U.S. Application Data**

(62) Division of application No. 10/451,143, filed on Dec. 1, 2003.

(30) **Foreign Application Priority Data**

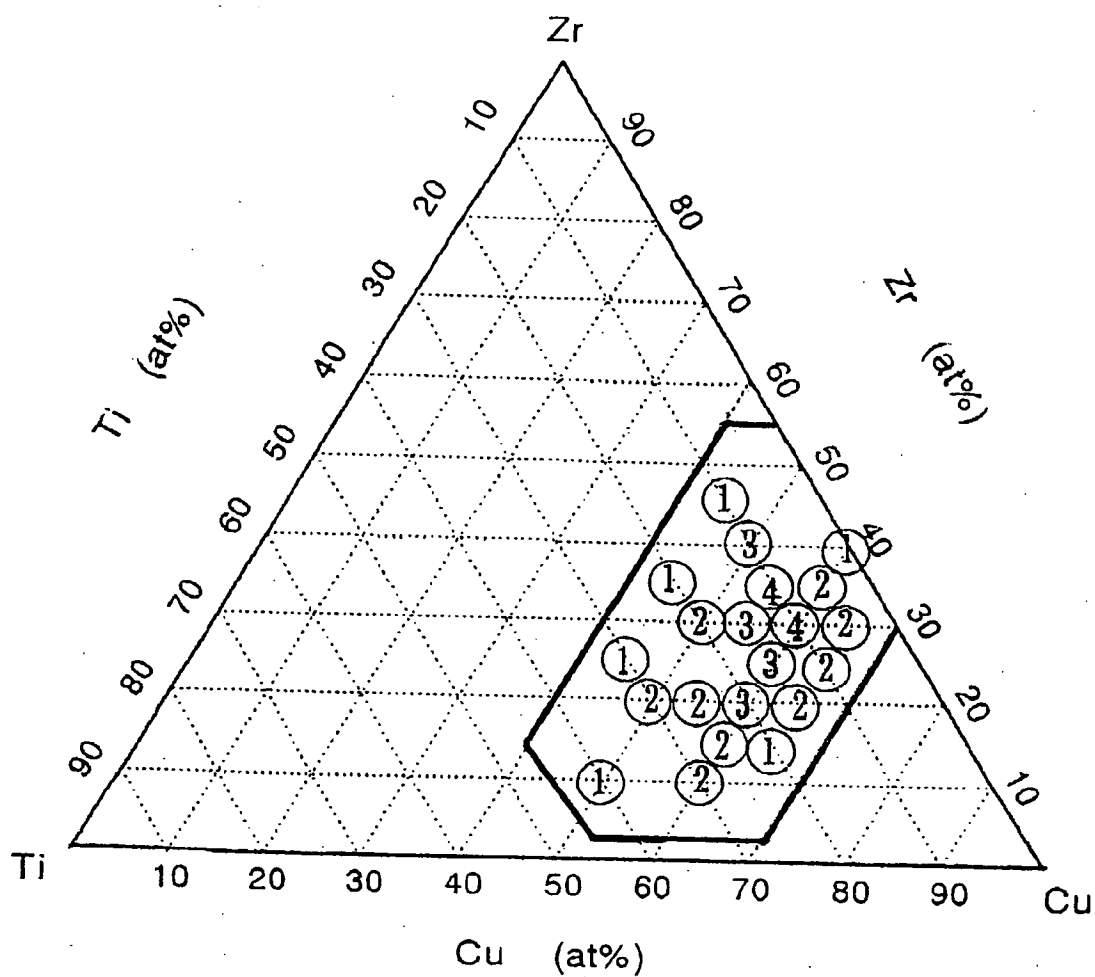
Dec. 27, 2000 (JP) ..... 2000-397007  
Aug. 30, 2001 (JP) ..... 2001-262438

**Publication Classification**

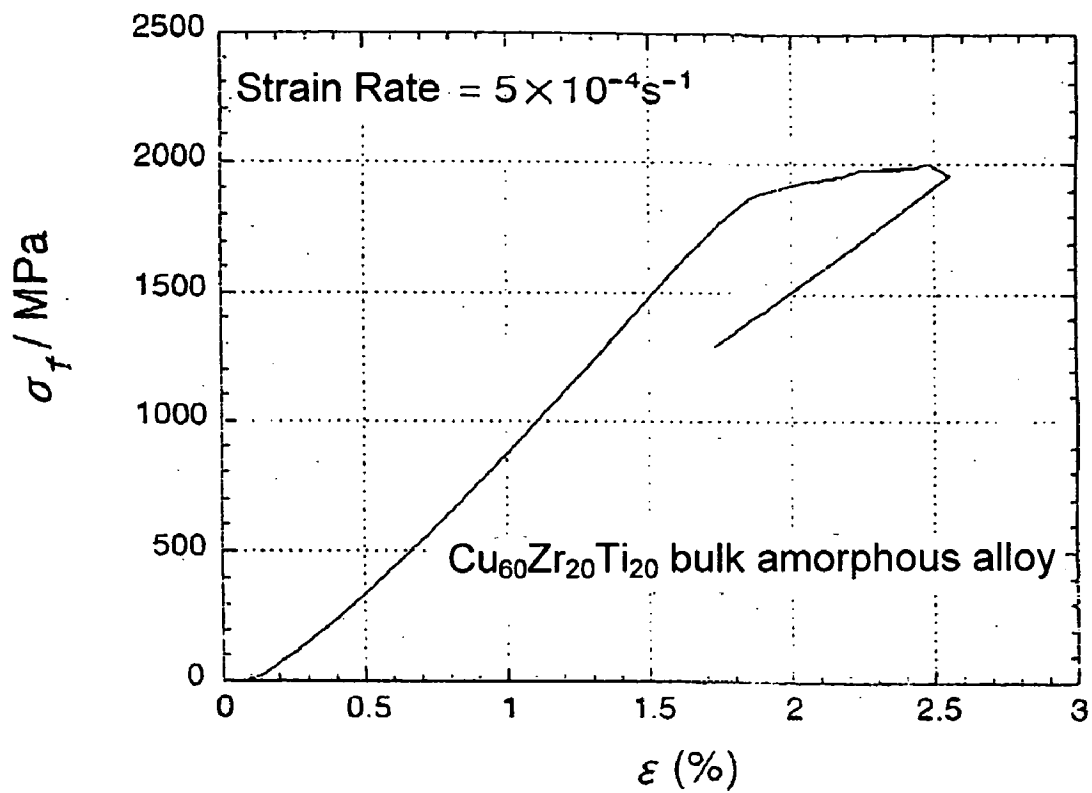
(51) **Int. Cl.**  
**C22F 1/08** (2006.01)  
**C22F 1/00** (2006.01)  
(52) **U.S. Cl.** ..... **148/501; 148/503**  
(57) **ABSTRACT**

The present invention provides Cu-base amorphous alloys comprising an amorphous phase of 90% or more by volume fraction. The amorphous phase has a composition represented by the formula:  $Cu_{100-a-b}(Zr+Hf)_aTi_b$  or  $Cu_{100-a-b-c-d}(Zr+Hf)_aTi_bM_cT_d$ , wherein M is one or more elements selected from the group consisting of Fe, Cr, Mn, Ni, Co, Nb, Mo, W, Sn, Al, Ta and rare earth elements, T is one or more elements selected from the group consisting of Ag, Pd, Pt and Au, and a, b, c and d are atomic percentages falling within the following ranges:  $5 < a \leq 55$ ,  $0 \leq b \leq 45$ ,  $30 < a+b \leq 60$ ,  $0.5 \leq c \leq 5$ ,  $0 \leq d \leq 10$ . The Cu-base amorphous alloy has a high glass-forming ability as well as excellent mechanical properties and formability, and can be formed as a rod or plate material with a diameter or thickness of 1 mm or more and an amorphous phase of 90% or more by volume fraction, through a metal mold casting process.

FIG. 1



**FIG. 2**



## CU-BASE AMORPHOUS ALLOY

### CROSS-REFERENCE TO RELATED APPLICATIONS

[0001] This application is a divisional of prior application Ser. No. 10/451,143 filed on Dec. 1, 2003, the benefit of which is claimed under 35 U.S.C. § 120.

### TECHNICAL FIELD

[0002] The present invention relates to a Cu-base amorphous alloy having a high glass-forming ability as well as excellent mechanical properties and formability.

### BACKGROUND ART

[0003] It is well known that an alloy in its molten state can be rapidly cooled or quenched to obtain an amorphous solid in various forms, such as thin strip, filament or powder/particle. An amorphous alloy thin-strip or powder can be prepared through various processes, such as a single-roll process, a twin-roll process, an in-rotating liquid spinning process and an atomization process, which can provide a high quenching rate. Heretofore, a number of Fe, Ti, Co, Zr, Ni, Pd or Cu-base amorphous alloys have been developed, and their specific properties such as excellent mechanical properties and high corrosion resistance have been clarified.

[0004] In regard to Cu-base amorphous alloys related to the present invention, researches have been mainly made on binary alloys such as Cu—Ti and Cu—Zr, or ternary alloys such as Cu—Ni—Zr, Cu—Ag—RE, Cu—Ni—P, Cu—Ag—P, Cu—Mg—RE and Cu—(Zr, RE, Ti)—(Al, Mg, Ni) (Japanese Patent Laid-Open Publication Nos. H07-41918, H07-173556, H09-59750 and H11-61289; Mater., Trans. JIM, Vol. 37, No. 7 (1996) 1343-1349; Sic. Rep. RITU. A28 (1980) 255-265; Mater. Sic. Eng. A181-182 (1994) 1383-1392; Mater. Trans. JIM, Vol. 38, No. 4 (1997) 359-362).

[0005] While the above Cu-base amorphous alloys have been researched based largely on thin-strip samples prepared through the aforementioned single-roll/liquid quenching process, research and development on Cu-base bulk amorphous alloys for practical use, or Cu-base bulk amorphous alloys excellent in glass-forming ability, has made few advance.

### DISCLOSURE OF THE INVENTION

[0006] It is known that an amorphous alloy undergoing a glass transition with a wide supercooled liquid region and having a high reduced-glass-transition temperature ( $T_g/T_m$ ) exhibits an excellent stability against crystallization and a high glass-forming ability. The alloy having such a high glass-forming ability can be formed as a bulk amorphous alloy through a metal mold casting process. It is also known that when a specific amorphous alloy is heated, the viscosity of the amorphous alloy is sharply lowered during transition to the supercooled liquid state before crystallization.

[0007] Such an amorphous alloy can be formed in an arbitrary shape through a closed forging process or the like by taking advantage of the lowered viscosity in the supercooled liquid state. Thus, it can be said that an alloy having a wide supercooled liquid region and a high reduced-glass-transition temperature ( $T_g/T_m$ ) exhibits a high glass-forming ability and an excellent formability.

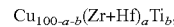
[0008] The conventional Cu-base amorphous alloys have a poor glass-forming ability, and have been able to be formed only in limited forms, such as thin strip, powder and thin line,

through a liquid quenching process. In addition, they have no stability at high temperature, and have difficulty in being converted into a final product with a desired shape, resulting in their quite limited industrial applications.

[0009] In view of the above circumstance, it is an object of the present invention to provide a Cu-base amorphous alloy having a high glass-forming ability as well as excellent mechanical properties and formability.

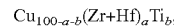
[0010] Through various researches on the optimal composition of Cu-base alloy for achieving the above object, the inventors found that a Cu-base alloy having a specific composition containing Zr and/or Hf can be molten and then rapidly solidified from the liquid state to obtain a Cu-base amorphous alloy having a high glass-forming ability as well as excellent mechanical properties and formability, such as a rod-shaped (or plate-shaped) amorphous-phase material with 1 mm or more of diameter (or thickness). Based on this knowledge, the inventors have completed the present invention.

[0011] Specifically, according to a first aspect of the present invention, there is provided a Cu-base amorphous alloy comprising an amorphous phase of 90% or more by volume fraction. The amorphous phase has a composition represented by the following formula:



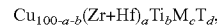
wherein a and b are atomic percentages falling within the following ranges:  $5 < a \leq 55$ ,  $0 \leq b \leq 45$ ,  $30 < a+b \leq 60$ . In this formula, (Zr+Hf) means Zr and/or Hf.

[0012] According to a second aspect of the present invention, there is provided a Cu-base amorphous alloy comprising an amorphous phase of 90% or more by volume fraction. The amorphous phase has a composition represented by the following formula:



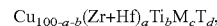
wherein a and b are atomic percentages falling within the following ranges:  $10 < a \leq 40$ ,  $5 \leq b \leq 30$ ,  $35 \leq a+b \leq 50$ .

[0013] According to a third aspect of the present invention, there is provided a Cu-base amorphous alloy comprising an amorphous phase of 90% or more by volume fraction. The amorphous phase has a composition represented by the following formula:



wherein M is one or more elements selected from the group consisting of Fe, Cr, Mn, Ni, Co, Nb, Mo, W, Sn, Al, Ta and rare earth elements, T is one or more elements selected from the group consisting of Ag, Pd, Pt and Au, and a, b, c and d are atomic percentages falling within the following ranges:  $5 < a \leq 55$ ,  $0 \leq b \leq 45$ ,  $30 < a+b \leq 60$ ,  $0.5 \leq c \leq 5$ ,  $0 \leq d \leq 10$ .

[0014] According to a fourth aspect of the present invention, there is provided a Cu-base amorphous alloy comprising an amorphous phase of 90% or more by volume fraction. The amorphous phase has a composition represented by the following formula:



wherein M is one or more elements selected from the group consisting of Fe, Cr, Mn, Ni, Co, Nb, Mo, W, Sn, Al, Ta and rare earth elements, T is one or more elements selected from the group consisting of Ag, Pd, Pt and Au, and a, b, c and d are atomic percentages falling within the following ranges:  $0 < a \leq 40$ ,  $5 \leq b \leq 30$ ,  $35 \leq a+b \leq 50$ ,  $0.5 \leq c \leq 5$ ,  $0 \leq d \leq 10$ .

[0015] The above Cu-base amorphous alloys of the present invention may have a supercooled liquid region with a temperature interval  $\Delta T_x$  of 25 K or more. The temperature interval is represented by the following formula:  $\Delta T_x = T_x - T_g$ , wherein  $T_x$  is a crystallization temperature of the alloy, and  $T_g$  is a glass transition temperature of the alloy.

**[0016]** The Cu-base amorphous alloys of the present invention may have a reduced glass transition temperature of 0.56 or more. The reduced glass transition temperature is represented by the following formula:  $T_g/T_m$ , wherein  $T_g$  is a glass transition temperature of the alloy, and  $T_m$  is a melting temperature of the alloy.

**[0017]** The Cu-base amorphous alloys of the present invention may be formed as a rod or plate material having a diameter or thickness of 1 mm or more and an amorphous phase of 90% or more by volume fraction, through a metal mold casting process.

**[0018]** The Cu-base amorphous alloys of the present invention may have a compressive fracture strength of 1800 MPa or more, an elongation of 1.5% or more, and a Young's modulus of 100 GPa or more.

**[0019]** The term "supercooled liquid region" herein is defined by the difference between a glass transition temperature of the alloy and a crystallization temperature (or an initiation temperature of crystallization) of the alloy, which are obtained from a differential scanning calorimetric analysis performed at a heating rate of 40 K/minute. The "supercooled liquid temperature region" is a numerical value indicative of resistibility against crystallization which is equivalent to thermal stability of amorphous state, glass-forming ability or formability. The alloys of the present invention have a supercooled liquid temperature region  $\Delta T_x$  of 25 K or more.

**[0020]** The term "reduced glass transition temperature" herein is defined by a ratio of the glass transition temperature ( $T_g$ ) to a melting temperature ( $T_m$ ) of the alloy which is obtained from a differential scanning calorimetric analysis (DTA) performed at a heating rate of 5 K/minute. The "reduced glass transition temperature" is a numerical value indicative of the glass-forming ability.

#### BRIEF DESCRIPTION OF THE DRAWINGS

**[0021]** FIG. 1 is a graph showing a composition range of Cu—Zr—Ti ternary alloys capable of forming a bulk amorphous material and the critical thickness (unit: mm) of the bulk amorphous materials.

**[0022]** FIG. 2 is a graph showing a stress-strain curve in a compression test of a  $\text{Cu}_{60}\text{Zr}_{20}\text{Ti}_{20}$  bulk amorphous alloy having a diameter of 2 mm.

#### BEST MODE FOR CARRYING OUT THE INVENTION

**[0023]** One embodiment of the present invention will now be described.

**[0024]** In a Cu-base amorphous alloy of the present invention, Zr and/or Hf are basic elements for forming an amorphous material. The content of Zr and/or Hf is set in the range of greater than 5 atomic % up to 55 atomic %, preferably in the range of 10 to 40 atomic %. If the content of Zr and/or Hf is reduced to 5 atomic % or less or increased to greater than 55 atomic %, the supercooled liquid region  $\Delta T_x$  and the reduced glass transition temperature  $T_g/T_m$  will be reduced, resulting in deteriorated glass-forming ability.

**[0025]** Element Ti is effective to enhance the glass-forming ability to a large degree. However, if the content of Ti is increased to greater than 45 atomic %, the supercooled liquid region  $\Delta T_x$  and the reduced glass transition temperature  $T_g/T_m$  will be reduced, resulting in deteriorated glass-forming ability. Thus, the content of Ti is set in the range of 0 to 45 atomic %, preferably 5 to 30 atomic %.

**[0026]** The total of the content of Zr and/or Hf and the content of Ti is set in the range of greater than 30 atomic % up to 60 atomic %. If the total content of these elements is reduced to 30 atomic % or increased to greater than 60 atomic %, the glass-forming ability will be deteriorated, and no bulk material can be obtained. Preferably, the total content is set in the range of 35 to 50 atomic %.

**[0027]** Cu of up to 10 atomic % may be substituted with one or more element selected from the group consisting of Ag, Pd, Au and Pt. This substitution can slightly increase the temperature interval of the supercooled liquid region. If greater than 10 atomic % of Cu is substituted, the supercooled liquid region will be reduced to less than 25 K, resulting in deteriorated glass-forming ability.

**[0028]** While a small amount of one or more elements selected from the group consisting of Fe, Cr, Mn, Ni, Co, Nb, Mo, W, Sn, Al, Ta and rare earth elements (Y, Gd, Tb, Dy, Sc, La, Ce, Pr, Nd, Sm, Eu and Ho) may be effectively added to provide an enhanced mechanical strength, the glass-forming ability is deteriorated as the addition of these elements is increased. Thus, the content of these element is preferably set in the range of 0.5 to 5 atomic %.

**[0029]** FIG. 1 shows a composition range of Cu—Zr—Ti ternary alloys capable of forming a bulk amorphous material and the critical thickness of the bulk amorphous materials. The composition range capable of forming a bulk amorphous material (having a diameter of 1 mm or more) is shown by the solid line. The numeral in the circle indicates the maximum thickness (unit: mm) of the bulk amorphous materials to be formed in the bulk amorphous materials. FIG. 2 shows a stress-strain curve in a compression test of a  $\text{Cu}_{60}\text{Zr}_{20}\text{Ti}_{20}$  bulk amorphous alloy. This alloy has a compressive fracture strength of about 2000 MPa, an elongation of 2.5%, and a Young's modulus of 122 GPa.

**[0030]** The Cu-base amorphous alloy of the present invention can be cooled and solidified from its molten state through various processes, such as a single-roll process, a twin-roll process, an in-rotating liquid spinning process and an atomization process, to provide an amorphous solid in various forms, such as thin strip, filament or powder/particle. The Cu-base amorphous alloys of the present invention can also be formed as a bulk amorphous alloy having an arbitrary shape through not only the above conventional processes but also a process of filling a molten metal in a metal mold and casting therein by taking advantage of its high glass-forming ability.

**[0031]** For example, in a typical metal mold casting process, a mother alloy prepared to have the alloy composition of the present invention is molten in a silica tube under argon atmosphere. Then, the molten alloy is filled in a copper mold at an injection pressure of 0.5 to 1.5 kg·f/cm<sup>2</sup>, and solidified so as to obtain an amorphous alloy ingot. Alternatively, any other suitable method such as a die-casting process or a squeeze-casting process may be used.

#### EXAMPLE

**[0032]** Examples of the present invention will be described below. For each of materials having alloy compositions as shown in Table 1 (Inventive Examples 1 to 17 and Comparative Examples 1 to 4), a corresponding mother alloy was molten through an arc-melting process, and then a thin-strip sample of about 20  $\mu\text{m}$  thickness was prepared through a single-roll/liquid quenching process. Then, the glass transition temperature ( $T_g$ ) and the crystallization temperature

(Tx) of the thin-strip sample were measured by a differential scanning calorimeter (DSC). Based on these measured values, the supercooled liquid region  $\Delta T_x (=T_x - T_g)$  of the thin-strip sample was calculated. The melting temperature ( $T_m$ ) of the sample was also measured by a differential scanning calorimetric analysis (DTA). Then, the reduced glass transition temperature ( $T_g/T_m$ ) of the sample was calculated from the obtained glass transition temperature and the melting temperature.

**[0033]** Further, a rod-shaped sample of 1 mm diameter was prepared for each of the above materials, and the amorphous phase in the rod-shaped sample was determined through an X-ray diffraction method. The volume fraction (Vf-am.) of the amorphous phase in the sample was also evaluated by comparing the calorific value of the sample during crystallization with that of a completely vitrified thin strip of about 20  $\mu\text{m}$  thickness, by use of DSC. These evaluation results are shown in Table 1. Further, a compression test piece was prepared for each of the above materials, and the test piece was subjected to a compression test using an Instron-type testing machine to evaluate the compressive fracture strength ( $\sigma_f$ ), the Young's modulus (E) and the elongation ( $\epsilon$ ) of the test piece. The Vickers hardness (Hv) was also measured. These evaluation results are shown in Table 2.

TABLE 1

	Alloy Composition (at %)	Tg (K)	Tx (K)	Tx - Tg (K)	Tg/Tm	Vf-Amo. (%)
Inventive Example 1	Cu <sub>65</sub> Zr <sub>25</sub> Ti <sub>10</sub>	726	765	39	0.58	100
Inventive Example 2	Cu <sub>60</sub> Zr <sub>40</sub>	722	777	55	0.60	91
Inventive Example 3	Cu <sub>60</sub> Zr <sub>30</sub> Ti <sub>10</sub>	713	750	37	0.62	100
Inventive Example 4	Cu <sub>60</sub> Zr <sub>20</sub> Ti <sub>20</sub>	708	743	35	0.63	100
Inventive Example 5	Cu <sub>60</sub> Zr <sub>10</sub> Ti <sub>30</sub>	688	719	31	0.58	100
Inventive Example 6	Cu <sub>55</sub> Zr <sub>35</sub> Ti <sub>10</sub>	680	727	47	0.59	100
Inventive Example 7	Cu <sub>65</sub> Hf <sub>25</sub> Ti <sub>10</sub>	760	797	37	0.57	100
Inventive Example 8	Cu <sub>60</sub> Hf <sub>30</sub> Ti <sub>10</sub>	747	814	67	0.61	100
Inventive Example 9	Cu <sub>60</sub> Hf <sub>20</sub> Ti <sub>20</sub>	730	768	38	0.62	100
Inventive Example 10	Cu <sub>60</sub> Hf <sub>10</sub> Ti <sub>30</sub>	696	731	35	0.59	100
Inventive Example 11	Cu <sub>55</sub> Hf <sub>30</sub> Ti <sub>15</sub>	727	785	58	0.59	100
Inventive Example 12	Cu <sub>60</sub> Zr <sub>15</sub> Hf <sub>15</sub> Ti <sub>10</sub>	729	784	55	0.61	100
Inventive Example 13	Cu <sub>60</sub> Zr <sub>10</sub> Hf <sub>10</sub> Ti <sub>20</sub>	716	753	37	0.63	100
Inventive Example 14	Cu <sub>60</sub> Zr <sub>28</sub> Ti <sub>10</sub> Nb <sub>2</sub>	724	757	33	0.59	95
Inventive Example 15	Cu <sub>60</sub> Zr <sub>27</sub> Ti <sub>10</sub> Sn <sub>3</sub>	837	877	40	0.61	95
Inventive Example 16	Cu <sub>60</sub> Zr <sub>27</sub> Ti <sub>10</sub> Ni <sub>3</sub>	719	754	35	0.60	94
Inventive Example 17	Cu <sub>60</sub> Zr <sub>25</sub> Ti <sub>10</sub> Ni <sub>5</sub>	708	749	41	0.60	100
Comparative Example 1	Cu <sub>70</sub> Zr <sub>20</sub> Ti <sub>10</sub>		746			50<
Comparative Example 2	Cu <sub>70</sub> Hf <sub>20</sub> Ti <sub>10</sub>		771			50<
Comparative Example 3	Cu <sub>60</sub> Zr <sub>20</sub> Ti <sub>10</sub> Ni <sub>10</sub>		762			50<
Comparative Example 4	Cu <sub>60</sub> Ti <sub>40</sub>		694			50<

**[0034]** As seen in Table 1, each of the amorphous alloys of Inventive Examples exhibited a supercooled liquid region  $\Delta T_x (=T_x - T_g)$  of 25 K or more and a reduced glass transition temperature ( $T_g/T_m$ ) of 0.56 or more, and could be readily formed as an amorphous alloy rod of 1 mm diameter.

**[0035]** In contrast, each of the amorphous alloys of Comparative Examples 1 and 2, in which the total of the content of Zr and/or Hf and the content of Ti is 30 atomic %, exhibited no glass transition, and no amorphous alloy rod of 1 mm diameter could be formed therefrom due to its poor glass-forming ability. The amorphous alloy of Comparative Example 3, in which the content of Ni is 10 atomic %, exhibited no glass transition, and no amorphous alloy rod of 1 mm diameter could be formed therefrom due to its poor glass-forming ability. While the amorphous alloy of Comparative

Example 4 containing no basic element Zr and/or Hf was vitrified in the form of a ribbon prepared through a single-roll process at a high cooling rate, no amorphous alloy rod of 1 mm diameter could be formed therefrom, and the compression test could not be conducted.

TABLE 2

	Alloy Composition (at %)	$\sigma_f$ (MPa)	E (GPa)	$\epsilon$ (%)	Hv
Inventive Example 1	Cu <sub>65</sub> Zr <sub>25</sub> Ti <sub>10</sub>	1970	108	2.0	603
Inventive Example 2	Cu <sub>60</sub> Zr <sub>40</sub>	1880	102	2.7	555
Inventive Example 3	Cu <sub>60</sub> Zr <sub>30</sub> Ti <sub>10</sub>	2115	124	3.2	504
Inventive Example 4	Cu <sub>60</sub> Zr <sub>20</sub> Ti <sub>20</sub>	2015	140	2.6	556
Inventive Example 5	Cu <sub>60</sub> Zr <sub>10</sub> Ti <sub>30</sub>	2010	135	1.7	576
Inventive Example 6	Cu <sub>55</sub> Zr <sub>35</sub> Ti <sub>10</sub>	1860	112	2.8	567
Inventive Example 7	Cu <sub>65</sub> Hf <sub>25</sub> Ti <sub>10</sub>	2145	142	1.8	698
Inventive Example 8	Cu <sub>60</sub> Hf <sub>30</sub> Ti <sub>10</sub>	2143	134	1.9	592

TABLE 2-continued

	Alloy Composition (at %)	$\sigma_f$ (MPa)	E (GPa)	$\epsilon$ (%)	Hv
Inventive Example 9	Cu <sub>60</sub> Hf <sub>20</sub> Ti <sub>20</sub>	2078	135	2.1	620
Inventive Example 10	Cu <sub>60</sub> Hf <sub>10</sub> Ti <sub>30</sub>	2260	126	1.8	650
Inventive Example 11	Cu <sub>55</sub> Hf <sub>30</sub> Ti <sub>15</sub>	2175	114	2.0	681
Inventive Example 12	Cu <sub>60</sub> Zr <sub>15</sub> Hf <sub>15</sub> Ti <sub>10</sub>	2100	121	2.4	640
Inventive Example 13	Cu <sub>60</sub> Zr <sub>10</sub> Hf <sub>10</sub> Ti <sub>20</sub>	2110	136	2.2	647
Inventive Example 14	Cu <sub>60</sub> Zr <sub>28</sub> Ti <sub>10</sub> Nb <sub>2</sub>	2204	129	2.0	574

TABLE 2-continued

	Alloy Composition (at %)	$\sigma_f$ (MPa)	E (GPa)	$\epsilon$ (%)	Hv
Inventive Example 15	Cu <sub>60</sub> Zr <sub>27</sub> Ti <sub>10</sub> Sn <sub>3</sub>	2145	125	1.8	519
Inventive Example 16	Cu <sub>60</sub> Zr <sub>27</sub> Ti <sub>10</sub> Ni <sub>3</sub>	2130	128	2.1	556
Inventive Example 17	Cu <sub>60</sub> Zr <sub>25</sub> Ti <sub>10</sub> Ni <sub>5</sub>	1915	113	2.4	531
Comparative Example 1	Cu <sub>70</sub> Zr <sub>20</sub> Ti <sub>10</sub>				564
Comparative Example 2	Cu <sub>70</sub> Hf <sub>20</sub> Ti <sub>10</sub>				624
Comparative Example 3	Cu <sub>60</sub> Zr <sub>20</sub> Ti <sub>10</sub> Ni <sub>10</sub>				578
Comparative Example 4	Cu <sub>60</sub> Ti <sub>40</sub>				566

**[0036]** As seen in Table 2, each of the amorphous alloys of Inventive Examples exhibited a compressive fracture strength ( $\sigma_f$ ) of 1800 MPa or more, an elongation ( $\epsilon$ ) of 1.5% or more, and a Young's modulus (E) of 100 GPa or more.

**[0037]** Further, for each of materials having alloy compositions as shown in Table 3 (Inventive Examples 18 to 32 and Comparative Examples 5 to 8), a corresponding mother alloy was molten through an arc-melting process, and then a rod-shaped sample with an amorphous single phase was prepared through a metal mold casting process. Then, the critical thickness and the critical diameter of the rod-shaped sample were measured. A compression test piece was also prepared for each of the above materials, and the test piece was subjected to a compression test using an Instron-type testing machine to evaluate the compressive fracture strength ( $\sigma_f$ ). These results are shown in Table 3.

TABLE 3

	Alloy Composition (at %)	Compressive Fracture Strength ( $\sigma_f$ ) (MPa)	Critical Thickness Critical Diameter* (mm)
Inventive Example 18	Cu <sub>58</sub> Zr <sub>20</sub> Hf <sub>10</sub> Ti <sub>10</sub> Gd <sub>2</sub>	2000	3
Inventive Example 19	Cu <sub>58</sub> Zr <sub>20</sub> Hf <sub>10</sub> Ti <sub>10</sub> Al <sub>2</sub>	2200	3
Inventive Example 20	Cu <sub>58</sub> Zr <sub>20</sub> Hf <sub>10</sub> Ti <sub>10</sub> Sn <sub>2</sub>	2200	4
Inventive Example 21	Cu <sub>58</sub> Zr <sub>20</sub> Hf <sub>10</sub> Ti <sub>10</sub> Ta <sub>2</sub>	2250	4
Inventive Example 22	Cu <sub>58</sub> Zr <sub>20</sub> Hf <sub>10</sub> Ti <sub>10</sub> W <sub>2</sub>	2300	3
Inventive Example 23	Cu <sub>60</sub> Zr <sub>29</sub> Ti <sub>9</sub> Gd <sub>2</sub>	2150	4
Inventive Example 24	Cu <sub>60</sub> Hf <sub>24</sub> Ti <sub>14</sub> Y <sub>2</sub>	2400	5
Inventive Example 25	Cu <sub>60</sub> Hf <sub>24</sub> Ti <sub>14</sub> Gd <sub>2</sub>	2430	3
Inventive Example 26	Cu <sub>58</sub> Zr <sub>29</sub> Ti <sub>9</sub> Fe <sub>2</sub> Y <sub>2</sub>	2000	3
Inventive Example 27	Cu <sub>58</sub> Zr <sub>29</sub> Ti <sub>9</sub> Cr <sub>2</sub> Gd <sub>2</sub>	2300	3
Inventive Example 28	Cu <sub>58</sub> Hf <sub>24</sub> Ti <sub>14</sub> Mn <sub>2</sub> Y <sub>2</sub>	2100	2
Inventive Example 29	Cu <sub>58</sub> Zr <sub>28</sub> Ti <sub>9</sub> Fe <sub>2</sub> Y <sub>2</sub> Ag <sub>1</sub>	2100	3
Inventive Example 30	Cu <sub>58</sub> Zr <sub>28</sub> Ti <sub>9</sub> Cr <sub>2</sub> Gd <sub>2</sub> Au <sub>1</sub>	2100	3
Inventive Example 31	Cu <sub>58</sub> Hf <sub>22</sub> Ti <sub>14</sub> Mn <sub>2</sub> Y <sub>2</sub> Pd <sub>2</sub>	2210	4
Inventive Example 32	Cu <sub>58</sub> Zr <sub>18</sub> Hf <sub>10</sub> Ti <sub>10</sub> Gd <sub>2</sub> Pt <sub>2</sub>	2300	5
Comparative Example 5	Cu <sub>70</sub> Zr <sub>20</sub> Ti <sub>10</sub>		*0.100
Comparative Example 6	Cu <sub>70</sub> Hf <sub>20</sub> Ti <sub>10</sub>		*0.100
Comparative Example 7	Cu <sub>75</sub> Zr <sub>15</sub> Ti <sub>10</sub>		*0.050
Comparative Example 8	Cu <sub>75</sub> Hf <sub>15</sub> Ti <sub>10</sub>		*0.050

**[0038]** As seen in Table 3, the critical thickness in Comparative Examples is 0.1 mm at the highest, whereas Inventive Examples have a critical thickness of 2 mm or more, and a compressive fracture strength of 2000 MPa or more. This result verifies that Inventive Examples added with rare earth elements represented by M in the aforementioned formula

can be formed as an amorphous alloy excellent in glass-forming ability and mechanical properties.

## INDUSTRIAL APPLICABILITY

**[0039]** As mentioned above, according to the Cu-base amorphous alloy composition of the present invention, a rod-shaped sample having a diameter (thickness) of 1 mm or more can be readily prepared through a metal mold casting process. The amorphous alloy exhibits a supercooled liquid region of 25 K or more, and has high strength and Young's modulus. Thus, the present invention can provide a practically useful Cu-base amorphous alloy having a high glass-forming ability as well as excellent mechanical properties and formability.

What is claimed is:

1. A method of making a Cu-base bulk amorphous alloy product comprising:

preparing an alloy melt consisting essentially of a composition represented by the following formula: Cu<sub>100-a-b</sub>(Zr+Hf)<sub>a</sub>Ti<sub>b</sub>, wherein a and b are atomic percentages falling within the following ranges: 10 < a ≤ 40, 5 ≤ b ≤ 30, 35 ≤ a+b ≤ 50, wherein a supercooled liquid region of said amorphous phase has a temperature interval ΔTx of 25 K or more, said temperature interval being presented by the following formula: ΔTx = Tx - Tg, Tx being a crystallization temperature of said alloy, and Tg being a glass transition temperature of said alloy, wherein said alloy melt has a reduced glass transition temperature of 0.56 or more, said reduced-glass transition temperature being represented by the following formula: Tg/Tm, wherein Tg is a glass transition temperature of said alloy, and Tm is a melting temperature of said alloy,

casting said alloy melt into a rod or plate through a metal mold casting process thereby obtaining the Cu base bulk

amorphous alloy product, wherein a maximum diameter or thickness of said Cu base bulk amorphous alloy product being 1 mm to 4 mm, wherein said Cu base bulk amorphous alloy product has an amorphous phase of 90% or more by volume fraction, and wherein said amorphous alloy product has a com-

pressive fracture strength of 1800 MPa or more, an elongation of 1.5% or more, and a Young's modulus of 100 GPa or more.

2. The method of making a Cu-base amorphous alloy product as defined in claim 1, wherein said a and b are atomic percentage falling within the following ranges:  $20 < a \leq 35$ ,  $10 \leq b \leq 20$ ,  $35 \leq a+b \leq 50$ .

3. The method of making a Cu-base amorphous alloy product as defined in claim 1, wherein said a and b are atomic percentage falling within the following ranges:  $30 < a \leq 35$ ,  $10 \leq b \leq 15$ ,  $40 \leq a+b \leq 45$ .

4. The method of making a Cu-base amorphous alloy product as defined in claim 1, wherein said a and b are atomic

percentage falling within the following ranges:  $20 < a \leq 35$ ,  $b=10$ ,  $40 \leq a+b \leq 45$ .

5. The method of making a Cu-base amorphous alloy product as defined in claim 1, wherein said a and b are atomic percentage falling within the following values:  $a=30$ ,  $b=10$ ,  $a+b=40$ .

6. The method of making a Cu-base amorphous alloy product as defined in claim 1, wherein said a and b are atomic percentage falling within the following values:  $a=35$ ,  $b=10$ ,  $a+b=45$ .

\* \* \* \* \*