



(11) **EP 1 215 173 B1**

(12) **EUROPEAN PATENT SPECIFICATION**

(45) Date of publication and mention of the grant of the patent:
11.08.2010 Bulletin 2010/32

(21) Application number: **01921850.2**

(22) Date of filing: **16.04.2001**

(51) Int Cl.:
C01F 7/16 (2006.01) **B01J 23/02** (2006.01)
G01N 31/00 (2006.01) **A01N 59/06** (2006.01)
H01B 1/06 (2006.01) **H01B 1/08** (2006.01)
H01M 4/86 (2006.01)

(86) International application number:
PCT/JP2001/003252

(87) International publication number:
WO 2001/079115 (25.10.2001 Gazette 2001/43)

(54) **12CaO . 7Al₂O₃ COMPOUND CLATHRATING ACTIVE OXYGEN SPECIES AND METHOD FOR PREPARING THE SAME**

12CaO*7Al₂O₃ : EINE ZUSAMMENSETZUNG ZUR BILDUNG VON KLATHRATEN MIT AKTIVEN SAUERSTOFF SPEZIES UND VERFAHREN ZUR HERSTELLUNG DERSELBEN

COMPOSE 12CAO . 7AL₂O₃ PROVOQUANT LA CLATHRATION D'ESPECES D'OXYGENE ACTIF ET PROCEDE DE PREPARATION CORRESPONDANT

(84) Designated Contracting States:
DE FR GB

(30) Priority: **18.04.2000 JP 2000122368**
26.02.2001 JP 2001049524

(43) Date of publication of application:
19.06.2002 Bulletin 2002/25

(73) Proprietor: **Japan Science and Technology Agency**
Kawaguchi-shi,
Saitama 332-0012 (JP)

(72) Inventors:
• **HOSONO, Hideo**
Yamato-shi, Kanagawa 242-0001 (JP)
• **HIRANO, Masahiro**
Tokyo 156-0043 (JP)
• **HAYASHI, Katsuro**
Kawasaki-shi, Kanagawa 213-0004 (JP)

(74) Representative: **Wagner, Karl H. et al**
Wagner & Geyer Partnerschaft
Patent- und Rechtsanwälte
Gewürzmühlstrasse 5
80538 München (DE)

(56) References cited:

- **R. STOSSER ET AL.:** 'Paramagnetic monitors (Mn²⁺, Mn⁴⁺, Fe³⁺ and O₂-) in the solid state reaction yielding 12CaO - 7Al₂O₃ and other aluminates' **JOURNAL OF SOLID STATE CHEMISTRY** vol. 81, 1989, pages 152 - 164, **XP002943427**
- **HIDEO HOSONO ET AL.:** 'Occurrence of superoxide radical ion in crystalline 12CaO - 7Al₂O₃ prepared via solid-state reactions' **INORGANIC CHEMISTRY** vol. 26, no. 8, 1987, pages 1192 - 1195, **XP002943428**
- **HIDEO HOSONO:** 'Maboroshino kagakushu 'chou-sankabutsu ion radical', wo kounoudo ni housetsu suru kessho: 12CaO - 7Al₂O₃' **ZAIYROU KAGAKU** vol. 33, no. 4, 1996, pages 171 - 172, **XP002943429**
- **CHEMICAL ABSTRACTS**, vol. 74, no. 16, 19 April 1971, Columbus, Ohio, US; abstract no. 79160M, **IMLACH J.A. ET AL.:** 'Excess oxygen and the stability of 12CaO - 7Al₂O₃' page 191; column 1; **XP002943430 & CEM. CONCR. RES.** 1971, pages 57 - 61

Note: Within nine months of the publication of the mention of the grant of the European patent in the European Patent Bulletin, any person may give notice to the European Patent Office of opposition to that patent, in accordance with the Implementing Regulations. Notice of opposition shall not be deemed to have been filed until the opposition fee has been paid. (Art. 99(1) European Patent Convention).

EP 1 215 173 B1

Description

TECHNICAL FIELD

5 **[0001]** The present invention relates to a $12\text{CaO} \cdot 7\text{Al}_2\text{O}_3$ compound which is an oxide clathrating an O_2^- ion radical and an O^- ion radical as active oxygen species in a high concentration (hereinafter, these two ion radicals are referred collectively to as "active oxygen species"). The present invention also relates to a method for producing such a compound and to the use thereof.

10 BACKGROUND ART

[0002] An O_2^- ion radical is known as one of active oxygen species which has a key role in oxidizing processes of various organic and inorganic materials. Extensive researches have heretofore been made on O_2^- absorbed on the solid surface of an oxide compound (J. H. Lunsford, Catal, Rev. 8, 135, 1973, M. Che and A. J. Tench, Adv. Catal, 32, 1, 1983). In most of such researches, high-energy gamma rays are irradiated onto the surface of an oxide compound to create O_2^- ion radicals thereon.

[0003] RO_2 (R: alkali metal) is known as a crystal including an O_2^- ion radical as a constituent anion. However, the related compounds are unavailable for a certain application such as oxidation catalysts or ionic conductors, because all of the compounds will be readily decomposed even at a temperature of 300°C or less.

20 **[0004]** As compared to O_2^- ion radicals, O^- ion radicals have higher activity. Several articles have reported that a small amount of O^- ion radicals was included in alkali halide glasses, calcium-aluminosilicate glasses or the like (J. R. Bralsford et al., J. Chem. Physics, Vol. 49, pp 2237, 1968, H. Hosono et al., J. Am. Ceramic. Soc., 70, 867, 1987). However, there has not been known any crystal having an O^- ion radical as a constituent ion.

25 **[0005]** In 1970, H. B. Bartl et al. made a point that among sixty-six oxygens within a unit cell containing two molecules in a $12\text{CaO} \cdot 7\text{Al}_2\text{O}_3$ crystal, so-called C12A7, two oxygens of them existed within a space of each cage structure in the crystal as "free oxygens" without residing in a network of the crystal (H. B. Bartl and T. Scheller, Neues Jahrb. Mineral., Monatsh, 1970, 547).

30 **[0006]** Based on an electron spin resonance analysis, Hosono, one of the inventors, et al. have discovered that about $1 \times 10^{19} \text{ cm}^{-3}$ of O_2^- was clathrated in a $12\text{CaO} \cdot 7\text{Al}_2\text{O}_3$ crystal synthesized by reacting two raw materials, CaCO_3 and Al_2O_3 or CaCO_3 and $\text{Al}(\text{OH})_3$, in a solid phase reaction at a temperature of 1200°C in ambient atmosphere. They have proposed a model in which a part of free oxygens exists in each cage structure in the form of O_2^- (H. Hosono and Y. Abe, Inorg. Chem. 26, 1193, 1987).

35 **[0007]** $12\text{CaO} \cdot 7\text{Al}_2\text{O}_3$ is inherently a stable oxide having a melting point of 1415°C . If a larger amount of active oxygen species can be clathrated in this oxide and then a reversible incorporation and release of oxygen can be achieved, the oxide would have a desirable availability for various purposes, such as oxidation catalysts or ionic conductors.

[0008] While one of the inventors, et al. have found out that O_2^- was clathrated in the $12\text{CaO} \cdot 7\text{Al}_2\text{O}_3$ crystal, the concentration of O_2^- was a relatively low value of 10^{19} cm^{-3} and any O^- ion radical having higher activity has not been identified. Further, any effective technique for controlling the amount of O_2^- and releasing/incorporating it from/into the crystal reversibly has not been achieved.

40 **[0009]** The document R. STOSSER ET AL, JOURNAL OF SOLID STATE CHEMISTRY vol. 81, 1989, pages 152 to 164, discloses a $12\text{CaO} \cdot 7\text{Al}_2\text{O}_3$ compound which contains O_2 at a concentration of about $2.7 \cdot 10^{19} \text{ atoms/cm}^{-3}$. This compound is prepared by synthesis and heat treatment in air.

45 **[0010]** For using such a compound as high-efficiency oxidation catalysts or antibacterial agents, it is required to clathrate the active oxygen species in a higher concentration and to provide a reversible function for releasing the clathrated active oxygen species and incorporating oxygen from outside. It is also necessary to establish a technique for quantitatively analyzing the concentration of the clathrated active oxygen species.

DISCLOSURE OF INVENTION

50 **[0011]** The inventors have discovered that a $12\text{CaO} \cdot 7\text{Al}_2\text{O}_3$ compound clathrating active oxygen species in a high concentration of 10^{20} cm^{-3} or more is obtained by preparing a raw material including calcium and aluminum mixed with each other in an atomic equivalent ratio of approximately 12 : 14 and then reacting the raw material in a solid phase reaction at a controlled temperature under a controlled atmosphere. The present invention is directed to such a compound itself, a method for producing the same, a method for releasing clathrated ions, and the use of the compound.

55 **[0012]** The present invention provides a $12\text{CaO} \cdot 7\text{Al}_2\text{O}_3$ compound as set forth in claim 1, an oxidation catalyst comprising this compound as set forth in claim 5, an antibacterial agent comprising this compound as set forth in claim 6, an ion conductor comprising this compound as set forth in claim 7 and an electrode material for solid-oxide fuel cells, comprising this compound as set forth in claim 8. Preferred embodiments of the subject matters of claims 1 and 5 to 8

are set forth in the dependent claims 9 to 13, respectively.

[0013] The inventive method is set forth in claim 2. A preferred embodiment of this method is stated in the sub-claim 3.

[0014] More specifically, the present invention provides a $12\text{CaO} \cdot 7\text{Al}_2\text{O}_3$ compound produced by preparing a raw material including calcium and aluminum mixed with each other in an atomic equivalent ratio of approximately 12 : 14, preferably a raw material including calcium carbonate and gamma-aluminum oxide mixed with each other in a molecular equivalent ratio of approximately 12 : 7, and then reacting the raw material in a solid phase reaction at a sintering temperature of 1200°C or more, preferably 1300°C, and less than 1415°C under an atmosphere with an oxygen partial pressure of 10^4 Pa or more and a water-vapor partial pressure of 10^2 Pa or less, preferably an oxygen partial pressure of 10^5 Pa or more and a water-vapor partial pressure of 1 Pa or less. This compound can include 10^{20} cm⁻³ or more of clathrated active oxygen species. The amount of the clathrated active oxygen species can be determined by an electron spin resonance analysis and a Raman spectrum analysis.

[0015] When the sintering atmosphere is arranged in an oxygen partial pressure of 10^4 Pa or less and a water-vapor partial pressure of 10^2 Pa or more, the concentration of the clathrated active oxygen species will be less than 10^{20} cm⁻³. Further, even under a dry oxidation atmosphere with an oxygen partial pressure of 10^4 Pa or more and a water-vapor partial pressure of 10^2 Pa or less, when the sintering temperature is arranged in less than 1200°C, it will be difficult to synthesize the desired $12\text{CaO} \cdot 7\text{Al}_2\text{O}_3$ compound. Conversely, when the sintering temperature exceeds 1415°C, the raw material will be undesirably molten. Thus, it will also be hard to obtain the desired $12\text{CaO} \cdot 7\text{Al}_2\text{O}_3$ compound. In case of synthesizing the $12\text{CaO} \cdot 7\text{Al}_2\text{O}_3$ compound through a solid phase reaction, the mixture of calcium carbonate and gamma-aluminum oxide is suitable for the raw material. However, any combination of calcium hydroxide or calcium oxide and aluminum hydroxide or one of various aluminum oxides (alpha, gamma or theta aluminum oxide) may be used as the raw material to synthesize the above compound.

[0016] An electron spin resonance (ESR) spectrum (at 77 K) of the $12\text{CaO} \cdot 7\text{Al}_2\text{O}_3$ compound clathrating the active oxygen species is formed of a superposition of two spectrums; one defined by $g_x = 2.00$, $g_y = 2.01$ and $g_z = 2.04$, the other defined by $g_x = g_y = 2.05$ and $g_z = 2.00$. These g values correspond to those of O_2^- ion radicals and O^- ion radicals in the solid, respectively. Thus, it can be concluded that O_2^- ion radicals and O^- ion radicals are clathrated in the $12\text{CaO} \cdot 7\text{Al}_2\text{O}_3$ compound.

[0017] The absorption band shape in the ESR spectrum is symmetric at room temperature and becomes asymmetric at a low temperature of 77K. This indicates that O_2^- ion radicals and O^- ion radicals rotationally move within each cage structures at room temperature, while they are coupled electrostatically with and retained spatially by Ca^{2+} ions residing on each wall of the cage structures at low temperature. Each concentration of O_2^- ion radicals and O^- ion radicals can be quantitatively determined from the intensity of the absorption band.

[0018] In a Raman scattering spectrum of the above compound, a strong scattering peak is exhibited around 1130 cm⁻¹. This peak corresponds to the peak of O_2^- ion radicals which has been reported by K. Nakamoto et al. (K. Nakamoto, Infrared and Raman Spectra of Inorganic and Coordination Compound, 1978, Wiley). Since there is a certain dependence between the ESR absorption band and the Raman scattering intensity, the intensity of clathrated O_2^- ion radicals can be quantitatively determined from the Raman scattering intensity. When the above compound is heated at 1200°C or more under an oxygen partial pressure of 10^4 Pa or less or a water-vapor partial pressure of 10^2 Pa or more, the active oxygen species or oxygen molecules will be released from the compound.

BRIEF DESCRIPTION OF DRAWINGS

[0019]

Fig. 1 is a schematic diagram showing the crystal structure of $12\text{CaO} \cdot 7\text{Al}_2\text{O}_3$.

Fig. 2 is a graph showing an ESR spectrum of a compound obtained in an inventive example 1, at room temperature.

Fig. 3 is a graph showing an ESR spectrum (at 77K) of each compound obtained in the inventive example 1 and a comparative example 1.

Fig. 4 is a graph showing each Raman spectrum of the compounds obtained in the inventive example 1 and the comparative example 1.

Fig. 5 is a graph showing an analytical curve of temperature to release-gas intensity with a molecular mass/charge ratio = 32 in each of the $12\text{CaO} \cdot 7\text{Al}_2\text{O}_3$ compounds of the inventive example 1 and comparative example 1.

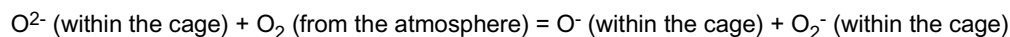
BEST MODE FOR CARRYING OUT THE INVENTION

[0020] As shown in Fig. 1, $12\text{CaO} \cdot 7\text{Al}_2\text{O}_3$ has a cubic crystal system with the space group 143d, and 2 molecules of $12\text{CaO} \cdot 7\text{Al}_2\text{O}_3$ exist in each unit lattice or unit cell of the crystal. $12\text{CaO} \cdot 7\text{Al}_2\text{O}_3$ has a melting point of 1415°C. The crystal has a structure in which Ca^{2+} ions are located on a network structure formed of polymerized tetrahedrons of AlO_4 . Each crystal lattice defines a space (cage) therewithin

EP 1 215 173 B1

[0021] That is, $2(12\text{CaO} \cdot 7\text{Al}_2\text{O}_3) = \text{Ca}_{24}\text{Al}_{28}\text{O}_{66} = [\text{Ca}_{24}\text{Al}_{28}\text{O}_{64}]^{4+} \cdot 2\text{O}^{2-}$. The O^{2-} is referred to as a free oxygen, which exists within the cage. Generally, the O^{2-} is coordinated by a cation all the time and thereby hardly to be free. However, in the $12\text{CaO} \cdot 7\text{Al}_2\text{O}_3$ crystal, the O^{2-} ion resides within the cage. Thus, the O^{2-} ion can be free without coupling with the cation. This state is referred to as "clathration". In this state, the O^{2-} ion is chemically active as in the state when absorbed on a solid surface.

[0022] The O^{2-} ion clathrated by the cage is confined within the cage so as to prevent any reaction with the outside atmosphere. However, in a high temperature of 1200°C or more, the size of the cage is thermally expanded. This allows oxygen molecules from the atmosphere to pass through the bottleneck of the cage. Consequently, the following reaction will be caused.



[0023] Thus, a pair of O^- and O_2^- is generated from an oxygen ion O^{2-} residing in each of the unit cell as a result of the reaction with O_2 molecule. The $12\text{CaO} \cdot 7\text{Al}_2\text{O}_3$ compound clathrating O^- and O_2^- in a high concentration can be represented by $[\text{Ca}_{24}\text{Al}_{28}\text{O}_{64}]^{4+} \cdot m \text{O}_2^- \cdot m \text{O}^- \cdot (2-m) \text{O}^{2-}$, where $m \leq 2$, and the O_2^- and O^{2-} are clathrated within the cage.

[0024] By subjecting the compound to a heat treatment at a temperature of 1200°C or more under an atmosphere with an oxygen partial pressure of 10^4 Pa or less or a water-vapor partial pressure of 10^2 Pa or more, oxygen molecules from the atmosphere actively pass through the bottleneck of the cage. Thus, during the course of the transition of the concentration of the active oxygen ion radicals to a certain equilibrium concentration, the active oxygen ion radicals can be released from the cage to the atmosphere.

[0025] The O_2^- ion radicals clathrated in the $12\text{CaO} \cdot 7\text{Al}_2\text{O}_3$ compound of the present invention can be quantitatively analyzed through the use of a scattering intensity caused by the O_2^- ion radicals around a Raman shift of 1128 cm^{-1} .

[0026] The O_2^- ion radicals and the O^- ion radicals each clathrated in the $12\text{CaO} \cdot 7\text{Al}_2\text{O}_3$ compound can also be quantitatively analyzed through the use of two electron spin resonance absorption intensities; one defined by $g_x = 2.00$, $g_y = 2.01$ and $g_z = 2.04$, the other defined by $g_x = g_y = 2.05$ and $g_z = 2.00$.

(EXAMPLE)

[0027] The present invention will be more specifically described in connection with inventive examples and a comparative example.

Inventive Example 1

[0028] A powder of raw material including calcium carbonate and gamma-alumina mixed with each other in a molecular equivalent ratio of 12 : 7 was sintered at 1300°C under an atmosphere with an oxygen partial pressure of 1 Atm for two hours (sample 1). Through an X-ray diffraction analysis, the obtained sample 1 was verified as a $12\text{CaO} \cdot 7\text{Al}_2\text{O}_3$ compound. An ESR spectrum of the obtained compound was measured at each of room temperature and 77K.

[0029] Figs. 2 and 3 show ESR spectra of the obtained compound of the example 1 measured at room temperature and 77K, respectively. The wavelength of microwave used was 9.75 GHz. At room temperature, an absorption band having a symmetric shape with respect to a magnetic field intensity of 343 mT was observed. The g value was determined as 2.02. At 77K, an asymmetric absorption band was observed. Each of these absorption bands was formed of a superposition of one absorption band defined by $g_x = 2.002$, $g_y = 2.009$ and $g_z = 2.073$ arising from O_2^- ion radicals, and another absorption band defined by $g_x = g_y = 2.042$ and $g_z = 2.001$ arising from O^- ion radicals. Each concentration of the O_2^- ion radicals and the O^- ion radicals is quantitatively determined as $1 \times 10^{21} \text{ cm}^{-3}$ from respective intensities of the absorption bands.

Comparative Example 1

[0030] A powder of raw material including calcium carbonate and gamma-alumina mixed with each other in a molecular equivalent ratio of 12 : 7 was sintered at 1300°C in air for two hours (sample 2 or comparative example 1). Through an X-ray diffraction analysis, the obtained sample 2 was verified as a $12\text{CaO} \cdot 7\text{Al}_2\text{O}_3$ compound. Fig. 3 shows an ESR spectrum at 77K. In the comparative example 1 (sample 2), an absorption band is divided into three components, which are determined as $g_x = 2.009$, $g_y = 2.002$ and $g_z = 2.073$, respectively. This absorption band is caused by O_2^- ion radicals, and the concentration of the O_2^- ion radicals is quantitatively determined as $1 \times 10^{19} \text{ cm}^{-3}$.

[0031] A Raman spectrum was measured for each of the inventive example 1 (sample 1) and the comparative example 1 (sample 2). Fig. 4 shows the Raman spectra obtained from the inventive example 1 and the comparative example 1. In both the spectra, several scattering lines arising from $[\text{Ca}_{24}\text{Al}_{28}\text{O}_{64}]^{4+}$ were observed in the energy range of 1000 cm^{-1} or less. In the inventive example 1 (sample 1), an additional Raman peak arising from the O_2^- ion radicals was

observed at a Raman shift of 1128 cm⁻¹.

Inventive Example 2

5 **[0032]** A powder of raw material including calcium carbonate and gamma-alumina mixed with each other in a molecular equivalent ratio of 12 : 7 was sintered at 1300°C in room air for two hours (sample 1), and then additionally annealed at 1300°C under an atmosphere with an oxygen partial pressure of 1 Atm for two hours (sample 3). Through an X-ray diffraction analysis, the obtained sample 3 was verified as a 12CaO • 7Al₂O₃ compound. The concentration of O₂⁻ ion radicals included in the obtained 12CaO • 7Al₂O₃ compound was quantitatively determined from ESR and Raman-scattering spectra. The determined amount of the clathrated O₂⁻ ion radicals was 1 x 10²¹ cm⁻³. From the ESR spectrum, it was also proved that O⁻ ion radicals were clathrated by a concentration of 1 x 10²¹ cm⁻³.

Inventive Example 3

15 **[0033]** The 12CaO • 7Al₂O₃ compound obtained from the inventive example 1 was subjected to a heat treatment at 1300°C in air for two hours (sample 4). The concentration of O₂⁻ ion radicals included in the 12CaO • 7Al₂O₃ compound after the heat treatment was quantitatively determined from ESR and Raman-scattering spectra. The determined amount of the clathrated O₂⁻ ion radicals was 1 x 10¹⁹ cm⁻³. It is proved that the active oxygen species have been reduced by 3.8 - 0.02 = 3.78 for each of the unit cell through the heat treatment. Most of these active oxygen species were released to the atmosphere.

20 **[0034]** The 12CaO • 7Al₂O₃ compound obtained from the inventive example 1 was subjected to an analysis for determining a release-gas intensity with increasing temperature. The measurement was done in a vacuum atmosphere. It was confirmed that the obtained compound of the inventive example 1 exhibited a sharply rising peak with a molecular mass/charge ratio = 32, and the active oxygen species were released from the compound. Fig. 5 shows an analytical curve of temperature to release-gas intensity with a molecular mass/charge ratio = 32 in each of the 12CaO • 7Al₂O₃ compounds obtained from the inventive example 1 and comparative example 1.

25 **[0035]** Concentrations of the active oxygens in the inventive examples and the comparative example will be shown in Table 1.

Table 1

	Conditions of Burning and heating	concentration of O ₂ ⁻ ion radical (cm ⁻³) (per unit cell)	concentration of O ⁻ ion radical (cm ⁻³) (per unit cell)
35	Inventive Example 1 In oxygen 1 Atm 1300°C, two hours	1 x 10 ²¹ / 1.9	1 x 10 ²¹ / 1.9
40	Inventive Example 2 In air 1300°C, two hours + In oxygen 1 Atm 1300°C, two hours	1 x 10 ²¹ /1.9	1 x 10 ²¹ /1.9
45	Inventive Example 3 In oxygen 1 Atm 1300°C, two hours + In air 1300°C, two hours	1 x 10 ¹⁹ / 0.02	below sensitivity limits/ below sensitivity limits
	Comparative Example 1 In air 1300°C, two hours	1 x 10 ¹⁹ / 0.02	below sensitivity limits/ below sensitivity limits

50 **[0036]** The amount of active oxygen species clathrated in each of the inventive example 1 (sample 1) and the inventive example 2 (sample 3) is 3.8 per unit cell. This value is almost equal to the theoretically calculated maximum total value of 2 + 2 = 4.

55 **[0037]** As shown the above examples, clathrated active oxygen species and incorporating oxygen from the atmosphere can be achieved by controlling the temperature and the oxygen partial pressure of the atmosphere during the sintering process of 12CaO • 7Al₂O₃, and releasing of the clathrated active oxygen species can be achieved by the heat treatment of the obtained 12CaO • 7Al₂O₃ compound under the controlled oxygen partial pressure of the atmosphere.

INDUSTRIAL APPLICABILITY

[0038] The present invention provides a $12\text{CaO} \cdot 7\text{Al}_2\text{O}_3$ compound which clathrates active oxygen species in a high concentration of 10^{20} cm^{-3} or more and allows the clathrated active oxygen species or oxygen ions to be released at a high temperature of 1250°C or more. Thus, this compound can be used as an oxidization catalyst, for example, in order to oxidize organic materials. Further, the active oxygen species has an excellent antibacterial action as is generally known. Thus, the $12\text{CaO} \cdot 7\text{Al}_2\text{O}_3$ compound clathrating a large amount of active oxygen species according to the present invention can also be used as an effective antibacterial agent.

[0039] Furthermore, the active oxygen species in the $12\text{CaO} \cdot 7\text{Al}_2\text{O}_3$ compound clathrating a large amount of them can substantially freely move within the crystal structure. This opens the way for applying the $12\text{CaO} \cdot 7\text{Al}_2\text{O}_3$ compound of the present invention to an ion conductor. Moreover, by combining the ion conductivity with the ability of oxidizing organic materials, this compound can be used as an electrode material for solid-oxide fuel cells.

Claims

1. A $12\text{CaO} \cdot 7\text{Al}_2\text{O}_3$ compound comprising an O_2^- ion radical and/or an O^- ion radical serving as active oxygen species, said ion radical being clathrated in said compound in a concentration of 10^{20} cm^{-3} or more.
2. A method for producing a $12\text{CaO} \cdot 7\text{Al}_2\text{O}_3$ compound comprising the steps of:
 - preparing a raw material powder including calcium (Ca) and aluminum (Al) mixed with each other in an atomic equivalent ratio of 12 : 14; and
 - reacting said raw material in a solid phase reaction at a sintering temperature ranging between 1200°C or more and less than 1415°C , under a dry oxidization atmosphere with an oxygen partial pressure of 10^4 Pa or more and a water-vapor partial pressure of 10^2 Pa or less.
3. A method as defined in claim 2, wherein said raw material includes a calcium component selected from the group consisting of calcium carbonate, calcium hydroxide and calcium oxide, and an aluminum component selected from the group consisting of aluminum oxide and aluminum hydroxide.
4. A method for releasing an active oxygen species clathrated in the $12\text{CaO} \cdot 7\text{Al}_2\text{O}_3$ compound as defined in claim 1, **characterized by** subjecting said $12\text{CaO} \cdot 7\text{Al}_2\text{O}_3$ compound to a heat treatment at a temperature of 1200°C or more under an atmosphere with an oxygen partial pressure of less than 10^4 Pa or a water-vapor partial pressure of 10^2 Pa or more.
5. An oxidization catalyst comprising a $12\text{CaO} \cdot 7\text{Al}_2\text{O}_3$ compound including an O_2^- ion radical and/or an O^- ion radical serving as active oxygen species, said ion radical being clathrated in said compound in a concentration of 10^{20} cm^{-3} or more.
6. An antibacterial agent comprising a $12\text{CaO} \cdot 7\text{Al}_2\text{O}_3$ compound including an O_2^- ion radical and/or an O^- ion radical serving as active oxygen species, said ion radical being clathrated in said compound in a concentration of 10^{20} cm^{-3} or more.
7. An ion conductor comprising a $12\text{CaO} \cdot 7\text{Al}_2\text{O}_3$ compound including an O_2^- ion radical and/or an O^- ion radical serving as active oxygen species, said ion radical being clathrated in said compound in a concentration of 10^{20} cm^{-3} or more.
8. An electrode material for solid-oxide fuel cells, comprising a $12\text{CaO} \cdot 7\text{Al}_2\text{O}_3$ compound including an O_2^- ion radical and/or an O^- ion radical serving as active oxygen species, said ion radical being clathrated in said compound in a concentration of 10^{20} cm^{-3} or more.
9. A compound, as defined in claim 1, comprising an O^- ion radical in a concentration of 10^{20} cm^{-3} or more.
10. An oxidization catalyst, as defined in claim 5, wherein said $12\text{CaO} \cdot 7\text{Al}_2\text{O}_3$ compound includes an O^- ion radical in a concentration of 10^{20} cm^{-3} or more.
11. An antibacterial agent, as defined in claim 6, wherein said $12\text{CaO} \cdot 7\text{Al}_2\text{O}_3$ compound includes an O^- ion radical

in a concentration of 10^{20} cm⁻³ or more.

12. An ion conductor, as defined in claim 7, wherein said $12\text{CaO} \cdot 7\text{Al}_2\text{O}_3$ compound includes an O^- ion radical in a concentration of 10^{20} cm⁻³ or more.

13. An electrode material, as defined in claim 8, wherein said $12\text{CaO} \cdot 7\text{Al}_2\text{O}_3$ compound includes an O^- ion radical in a concentration of 10^{20} cm⁻³ or more.

Patentansprüche

1. Eine $12\text{CaO} \times 7\text{Al}_2\text{O}_3$ -Verbindung, die folgendes aufweist:

ein O_2^- -Ionenradikal und /oder ein O^- Ionenradikal, das als Oxidationsmittel (aktive Sauerstoffspezies) dient, wobei das Ionenradikal die erwähnte Verbindung in einer Konzentration von 10^{20} cm⁻³ oder mehr klathratiert ist.

2. Ein Verfahren zur Herstellung einer $12\text{CaO} \times 7\text{Al}_2\text{O}_3$ -Verbindung, wobei die folgenden Schritte vorgesehen sind:

Herstellen eines Rohmaterialpulvers einschließlich Kalzium (Ca) und Aluminium (Al) gemischt miteinander in einem Atomäquivalenzverhältnis von 12:14; und zur Reaktion bringen des Rohmaterials in einer Festphasenreaktion bei einer Sinter Temperatur im Bereich von 1200°C oder mehr und weniger als 1415°C , und zwar unter einer trockenen Oxidationsatmosphäre mit einem Sauerstoffpartialdruck von 10^4 Pa oder mehr und einem Wasserdampfpartialdruck von 10^2 Pa oder weniger.

3. Ein Verfahren nach Anspruch 2, wobei das Rohmaterial eine Kalziumkomponente aufweist, und zwar ausgewählt aus der aus folgendem bestehenden Gruppe:

Kalziumkarbonat, Kalziumhydroxyd und Kalziumoxyd und einer Aluminiumkomponente ausgewählt aus der aus folgenden bestehenden Gruppe Aluminiumoxyd und Aluminiumhydroxyd.

4. Verfahren zur Freigabe eines Oxidationsmittels (einer aktiven Sauerstoffspezies) klathratiert in der $12\text{CaO} \cdot 7\text{Al}_2\text{O}_3$ -Verbindung wie in Anspruch 1 definiert, **dadurch gekennzeichnet, dass** die $12\text{CaO} \cdot 7\text{Al}_2\text{O}_3$ -Verbindung einer Wärmebehandlung bei einer Temperatur von 1200°C oder mehr unter einer Atmosphäre mit einem Sauerstoffpartialdruck von weniger als 10^4 Pa oder einem Wasserdampfpartialdruck von 10^2 Pa oder mehr ausgesetzt wird.

5. Oxidationskatalysator der folgendes aufweist: eine $12\text{CaO} \cdot 7\text{Al}_2\text{O}_3$ -Verbindung einschließlich einem O_2^- Ionenradikal und/oder einem O^- Ionenradikal, was als Oxidationsmittel dient, wobei das Ionenradikal in die erwähnte Verbindung in einer Konzentration von 10^{20} cm⁻³ oder mehr klathratiert ist.

6. Ein antibakterielles Agens, das folgendes aufweist:

eine $12\text{CaO} \cdot 7\text{Al}_2\text{O}_3$ -Verbindung einschließlich eines O_2^- Ionenradikals und/oder eines O^- Ionenradikals, was als Oxidationsmittel dient, wobei das Ionenradikal in der erwähnten Verbindung in einer Konzentration von 10^{20} cm⁻³ oder mehr klathratiert ist.

7. Ein Ionenleiter, der folgendes aufweist:

eine $12\text{CaO} \cdot 7\text{Al}_2\text{O}_3$ -Verbindung einschließlich eines O_2^- Ionenradikals und/oder eines O^- Ionenradikals die-
nend als Oxidationsmittel, wobei das Ionenradikal in der erwähnten Verbindung in einer Konzentration von 10^{20} cm⁻³ oder mehr klathratiert ist.

8. Ein Elektrodenmaterial für Festoxidbrennstoffzellen, das folgendes aufweist:

eine $12\text{CaO} \cdot 7\text{Al}_2\text{O}_3$ -Verbindung mit einem O_2^- Ionenradikal und/oder einem O^- Ionenradikal, das als Oxidationsmittel (aktive Sauerstoffspezies) dient, wobei das Ionenradikal in die Verbindung in einer Konzentration von 10^{20} cm⁻³ oder mehr klathratiert ist.

9. Eine Verbindung nach Anspruch 1, wobei ein O^- Ionenradikal in einer Konzentration von 10^{20} cm⁻³ oder mehr

EP 1 215 173 B1

vorgesehen ist.

- 5
10. Ein Oxidationskatalysator nach Anspruch 5, wobei die erwähnte $12\text{CaO} \times 7\text{Al}_2\text{O}_3$ -Verbindung ein O^- -Ionenradikal in einer Konzentration von 10^{20} cm^{-3} oder mehr aufweist.
11. Ein antibakterielles Agens nach Anspruch 6, wobei die erwähnte $12\text{CaO} \times 7\text{Al}_2\text{O}_3$ -Verbindung ein O^- -Ionenradikal in einer Konzentration von 10^{20} cm^{-3} oder mehr aufweist.
- 10
12. Ein Ionenleiter nach Anspruch 7, wobei die $12\text{CaO} \times 7\text{Al}_2\text{O}_3$ -Verbindung ein O^- -Ionenradikal in einer Konzentration von 10^{20} cm^{-3} oder mehr aufweist.
13. Ein Elektrodenmaterial nach Anspruch 8, wobei die erwähnte $12\text{CaO} \times 7\text{Al}_2\text{O}_3$ -Verbindung ein O^- -Ionenradikal in einer Konzentration von 10^{20} cm^{-3} oder mehr aufweist.

Revendications

- 20
1. Composé $12\text{CaO}-7\text{Al}_2\text{O}_3$ comprenant un radical d'ion O_2^- et/ou un radical d'ion O^- servant d'espèce d'oxygène actif, ledit radical d'ion étant clathraté dans ledit composé dans une concentration de 10^{20} cm^{-3} ou plus.
2. Procédé de production d'un composé $12\text{CaO}-7\text{Al}_2\text{O}_3$ comprenant les étapes consistant à :
- 25
- préparer une poudre de matière première comprenant du calcium (Ca) et de l'aluminium (Al) mélangés ensemble dans un rapport équivalent atomique de 12 : 14 ; et
- faire réagir ladite matière première dans une réaction en phase solide à une température de frittage allant de 1 200 °C ou plus à moins de 1 415 °C, dans une atmosphère d'oxydation sèche avec une pression partielle d'oxygène de 10^4 Pa ou plus et une pression partielle de vapeur d'eau de 10^2 Pa ou moins.
- 30
3. Procédé selon la revendication 2, dans lequel ladite matière première comprend un composant calcium choisi dans le groupe consistant en le carbonate de calcium, l'hydroxyde de calcium et l'oxyde de calcium, et un composant aluminium choisi dans le groupe consistant en l'oxyde d'aluminium et l'hydroxyde d'aluminium.
- 35
4. Procédé de libération d'une espèce d'oxygène actif clathratée dans le composé $12\text{CaO}-7\text{Al}_2\text{O}_3$ selon la revendication 1, **caractérisé par** la soumission dudit composé $12\text{CaO}-7\text{Al}_2\text{O}_3$ à un traitement thermique à une température de 1 200 °C ou plus dans une atmosphère avec une pression partielle d'oxygène inférieure à 10^4 Pa ou une pression partielle de vapeur d'eau de 10^2 Pa ou plus.
- 40
5. Catalyseur d'oxydation comprenant un composé $12\text{CaO}-7\text{Al}_2\text{O}_3$ comprenant un radical d'ion O_2^- et/ou un radical d'ion O^- servant d'espèce d'oxygène actif, ledit radical d'ion étant clathraté dans ledit composé dans une concentration de 10^{20} cm^{-3} ou plus.
- 45
6. Agent antibactérien comprenant un composé $12\text{CaO}-7\text{Al}_2\text{O}_3$ comprenant un radical d'ion O_2^- et/ou un radical d'ion O^- servant d'espèce d'oxygène actif, ledit radical d'ion étant clathraté dans ledit composé dans une concentration de 10^{20} cm^{-3} ou plus.
7. Conducteur d'ions comprenant un composé $12\text{CaO}-7\text{Al}_2\text{O}_3$ comprenant un radical d'ion O_2^- et/ou un radical d'ion O^- servant d'espèce d'oxygène actif, ledit radical d'ion étant clathraté dans ledit composé dans une concentration de 10^{20} cm^{-3} ou plus.
- 50
8. Matériau d'électrode pour piles à combustible à oxyde solide, comprenant un composé $12\text{CaO}-7\text{Al}_2\text{O}_3$ comprenant un radical d'ion O_2^- et/ou un radical d'ion O^- servant d'espèce d'oxygène actif, ledit radical d'ion étant clathraté dans ledit composé dans une concentration de 10^{20} cm^{-3} ou plus.
- 55
9. Composé selon la revendication 1, comprenant un radical d'ion O^- dans une concentration de 10^{20} cm^{-3} ou plus.
10. Catalyseur d'oxydation selon la revendication 5, dans lequel ledit composé $12\text{CaO}-7\text{Al}_2\text{O}_3$ comprend un radical d'ion O^- dans une concentration de 10^{20} cm^{-3} ou plus.

EP 1 215 173 B1

11. Agent antibactérien selon la revendication 6, dans lequel ledit composé $12\text{CaO}\cdot 7\text{Al}_2\text{O}_3$ comprend un radical d'ion O^- dans une concentration de 10^{20} cm^{-3} ou plus.
12. Conducteur d'ions selon la revendication 7, dans lequel ledit composé $12\text{CaO}\cdot 7\text{Al}_2\text{O}_3$ comprend un radical d'ion O^- dans une concentration de 10^{20} cm^{-3} ou plus.
13. Matériau d'électrode selon la revendication 8, dans lequel ledit composé $12\text{CaO}\cdot 7\text{Al}_2\text{O}_3$ comprend un radical d'ion O^- dans une concentration de 10^{20} cm^{-3} ou plus.

5

10

15

20

25

30

35

40

45

50

55

Fig. 1

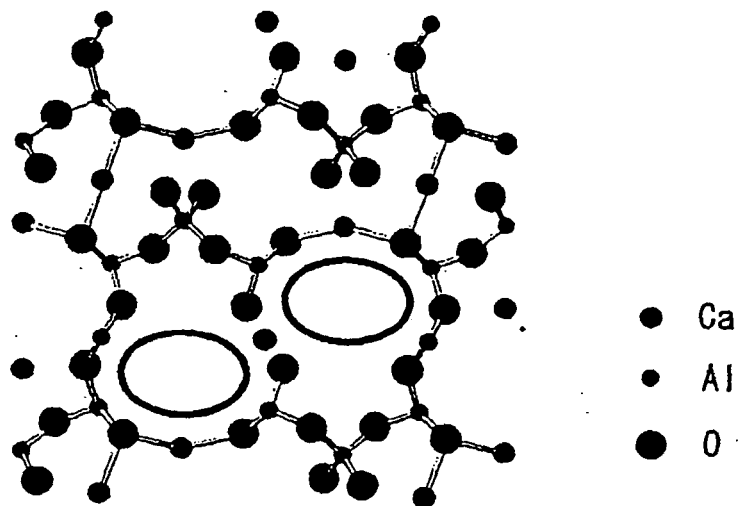


Fig. 2

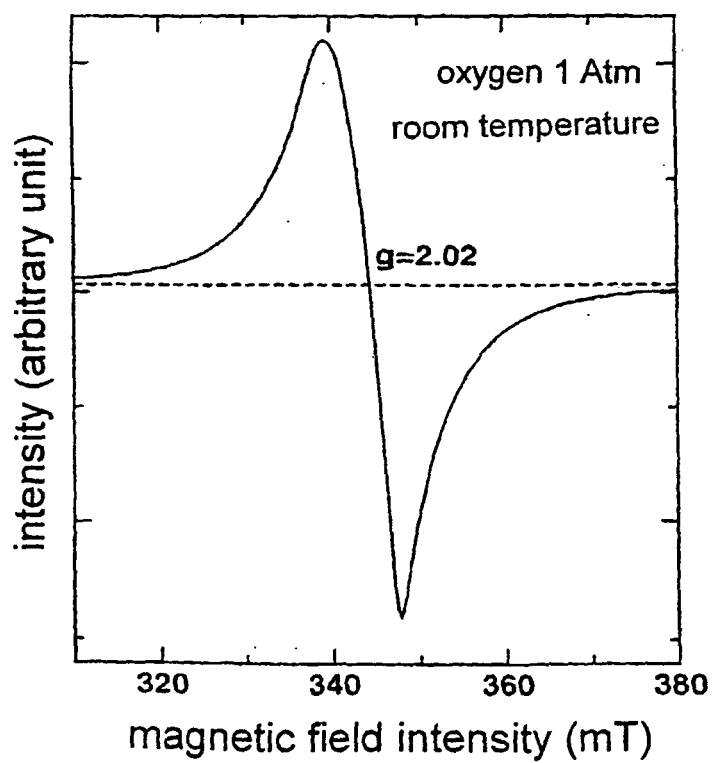


Fig. 3

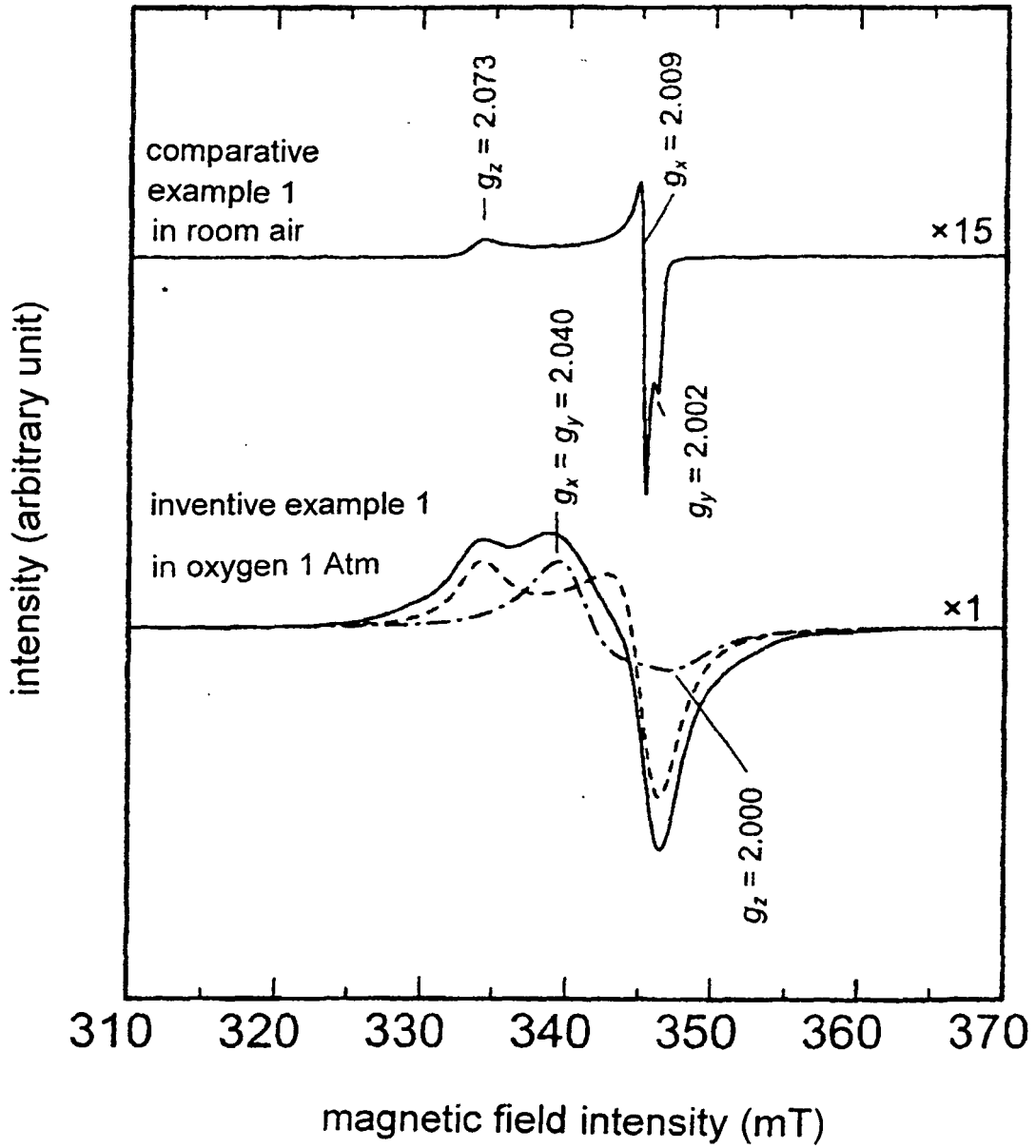


Fig. 4

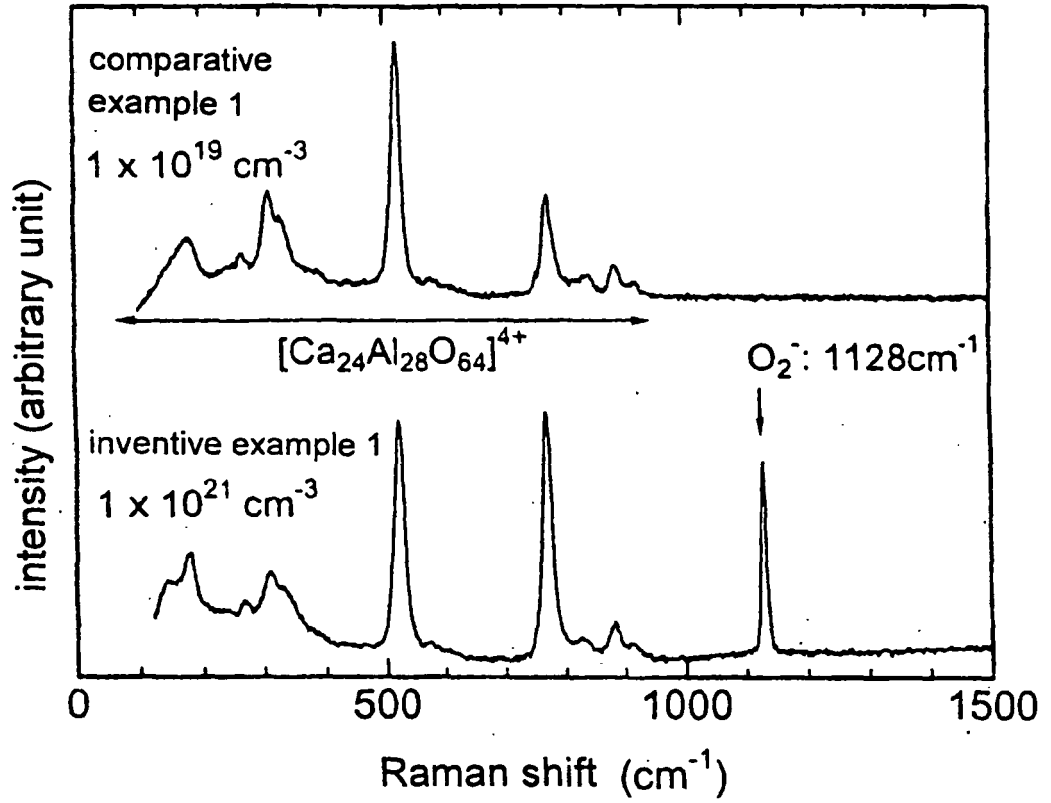
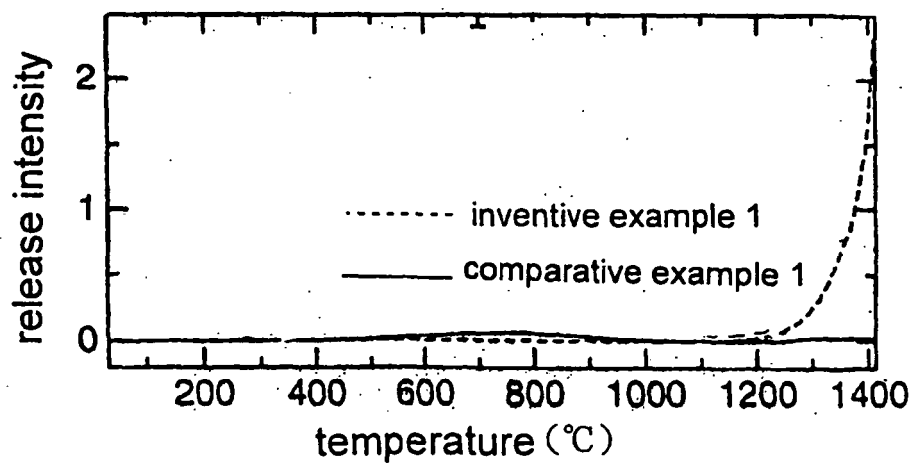


Fig. 5



REFERENCES CITED IN THE DESCRIPTION

This list of references cited by the applicant is for the reader's convenience only. It does not form part of the European patent document. Even though great care has been taken in compiling the references, errors or omissions cannot be excluded and the EPO disclaims all liability in this regard.

Non-patent literature cited in the description

- **J. H. Lunsford.** *Catal, Rev.*, 1973, vol. 8, 135 [0002]
- **M. Che ; A. J. Tench.** *Adv. Catal*, 1983, vol. 32, 1 [0002]
- **J. R. Bralsford et al.** *J. Chem. Physics*, 1968, vol. 49, 2237 [0004]
- **H. Hosono et al.** *J. Am. Ceramic. Soc.*, 1987, vol. 70, 867 [0004]
- **H. Hosono ; Y. Abe.** *Inorg. Che.*, 1987, vol. 26, 1193 [0006]
- **R. STOSSER et al.** *JOURNAL OF SOLID STATE CHEMISTRY*, 1989, vol. 81, 152-164 [0009]
- **K. Nakamoto et al.** *K. Nakamoto, Infrared and Raman Spectra of Inorganic and Coordination Compound.* Wiley, 1978 [0018]