

(12) **EUROPEAN PATENT SPECIFICATION**

(45) Date of publication and mention
of the grant of the patent:
02.08.2006 Bulletin 2006/31

(21) Application number: **00906594.7**

(22) Date of filing: **01.03.2000**

(51) Int Cl.:
C07D 401/06 ^(2006.01) **C07D 491/048** ^(2006.01)
A61K 31/517 ^(2006.01) **A61P 33/06** ^(2006.01)
A61K 31/505 ^(2006.01) **C07D 401/06** ^(2006.01)
C07D 239/00 ^(2006.01) **C07D 211/00** ^(2006.01)

(86) International application number:
PCT/JP2000/001192

(87) International publication number:
WO 2000/052005 (08.09.2000 Gazette 2000/36)

(54) **FEBRIFUGINE AND ISOFEBRIFUGINE AND PROCESSES FOR THE PREPARATION OF BOTH**
FEBRIFUGIN UND ISPOFEBRIFUGIN UND VERFAHREN ZUR HERSTELLUNG DER BEIDEN
FEBRIFUGINE ET ISOFEBRIFUGINE, ET LEURS PROCEDES DE PREPARATION

(84) Designated Contracting States:
CH DE FR GB IT LI NL

(30) Priority: **01.03.1999 JP 5263199**

(43) Date of publication of application:
14.02.2001 Bulletin 2001/07

(73) Proprietor: **Japan Science and Technology Agency**
Kawaguchi-shi,
Saitama 332-0012 (JP)

(72) Inventors:
• **KOBAYASHI, Shu**
Tokyo 101-0064 (JP)
• **WATAYA, Yusuke,**
Faculty of Pharmaceutical Sciences
Okayama-shi,
Okayama 700-0082 (JP)
• **KIM, Hye-Sook,**
Faculty of Pharmaceutical Sciences
Okayama-shi,
Okayama 700-0082 (JP)

(74) Representative: **Calamita, Roberto et al**
Frank B. Dehn & Co.
St Bride's House
10 Salisbury Square
London EC4Y 8JD (GB)

(56) References cited:

- **UESATO S. ET. AL.:** 'Conformational analysis of febrifugines and halofuginones in organic solvents.' **CHEM. PHARM. BULL.** vol. 46, no. 1, 1998, pages 1 - 5, XP002928294
- **BARRINGER D. F. ET. AL.:** 'The stereochemistry of febrifugine. II. Evidence for the trans. configuration in the piperidine ring.' **J. ORG. CHEM.** vol. 38, no. 10, 1973, pages 1937 - 1940, XP002928295
- **BURGESS L. E. ET. AL.:** 'The preparation of alpha-substituted beta-hydroxy piperidines and pyrrolidines: The total synthesis of febrifugine.' **TETRAHEDRON LETT.** vol. 37, no. 19, 1996, pages 3255 - 3258, XP002928296
- **MURATA K. ET. AL.:** 'Enhancement of NO production in activated macrophages in vivo by an antimalarial crude drug, dichroafebrifuga.' **J. NAT. PROD.** vol. 61, no. 6, 1998, pages 729 - 733, XP002928297
- **KOBAYASHI S. ET. AL.:** 'Catalytic asymmetric synthesis of febrifugine and isofebrifugine.' **TETRAHEDRON LETT.** vol. 40, no. 11, 1999, pages 2175 - 2178, XP002928298
- **KOBAYASHI S. ET. AL.:** 'Catalytic asymmetric synthesis of antimalarial alkaloids febrifugine and Isofebrifugine and their biological activity.' **J. ORG. CHEM.** vol. 64, no. 18, 1999, pages 6833 - 6841, XP002928299

Note: Within nine months from the publication of the mention of the grant of the European patent, any person may give notice to the European Patent Office of opposition to the European patent granted. Notice of opposition shall be filed in a written reasoned statement. It shall not be deemed to have been filed until the opposition fee has been paid. (Art. 99(1) European Patent Convention).

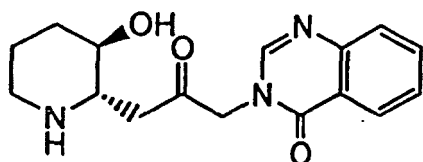
- TAKEUCHI Y. ET. AL.: 'Total synthesis of dl-febrifugine and dl-isofebrifugine.' CHEM. PHARM. BULL. vol. 47, no. 6, 1999, pages 905 - 906, XP002928709
- TAKEUCHI Y. ET. AL.: 'Synthesis of D/L-febrifugine and D/L-isofebrifugine.' SYNTHESIS vol. 10, 1999, pages 1814 - 1818, XP002928710
- TAKAYA Y. ET. AL.: 'New type of febrifugine analogues, bearing a quinolizidine moiety, show potent antimalarial activity against plasmodium malaria parasite.' J. MED. CHEM. vol. 42, no. 16, 1999, pages 3163 - 3166, XP002928711

Description

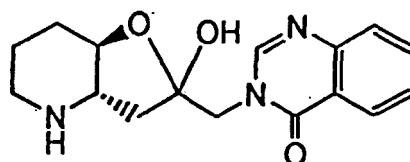
[0001] The present invention relates to febrifugine, isofebrifugine, and to methods for producing the same.

[0002] Febrifugine and isofebrifugine derived from Chinese hydrangea are known to have strong activities against tropical malarial protozoan.

[0003] The chemical structures of febrifugine and isofebrifugine, known to show such strong activities against malarial protozoan, were reported to be represented by Formulas (A₀) and (B₀):



Febrifugine

(A₀)

Isofebrifugine

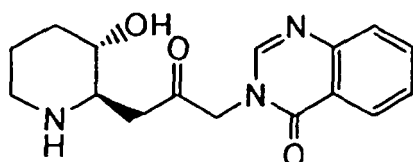
(B₀)

[0004] Although the activity of these febrifugine compounds have been known from old times as active ingredients of Chinese medicines such as "JOSAN", practical isolation and utilization of these compounds have been difficult due to their rarity in nature, and efforts to develop an efficient method for synthesizing them under gentle conditions have not been successful.

[0005] Therefore, extensive investigations have been desired, from the viewpoint of efficient synthesis of febrifugines, including the synthesis of analogues, and the view point of the stereochemistry which enables the exertion of bioactivity.

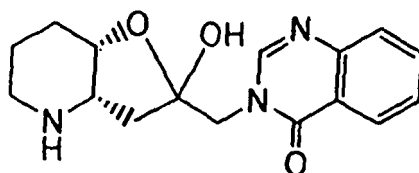
[0006] Thus, the objective of the present invention is to thoroughly reinvestigate the basis of such strong activity against malarial protozoan in relation with its stereochemistry, to identify actual substances which exhibit extremely strong activity against tropical malarial protozoan, and to establish a total synthetic route which allows efficient large scale synthesis, by overcoming such conventional circumstances.

[0007] In order to accomplish the above objectives, the present invention provides, firstly, a febrifugine represented by Formula (A):



(A)

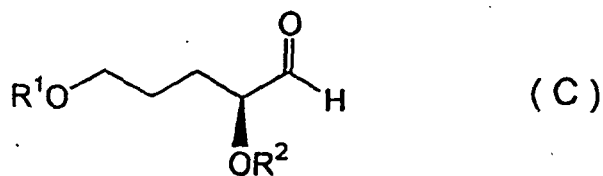
[0008] Secondly, provided by the present invention is an isofebrifugine represented by Formula (B):



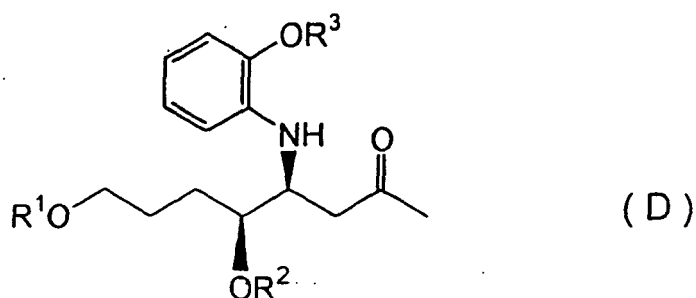
(B)

[0009] In a further aspect, there is provided an anti-malarial composition containing, as an active ingredient, a febrifugine or an isofebrifugine according to the first or second aspects of the invention mentioned above.

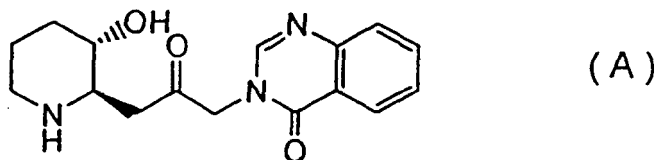
[0010] Furthermore, the present invention provides the following production methods. There is provided, as a first method aspect, a method for producing febrifugine wherein an S-aldehyde compound represented by Formula (C):



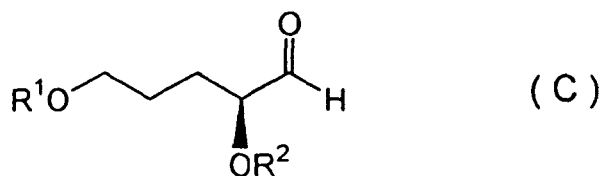
10 (wherein R¹ represents a silyl group and R² represents a hydrocarbon group) is subjected to a Mannich reaction with a 2-alkoxyaniline compound and a 2-alkoxypropene compound in the presence of an aqueous Lewis acid of a rare earth metal, in an aqueous solvent, to form a diastereomeric mixture of a β-aminoketone compound represented by Formula (D):



(wherein R¹ and R² are defined as described above, and R³ represents a hydrocarbon group which forms an alkoxy group of the 2-alkoxyaniline described above), after which the anti-diastereomer is cyclized to form a piperidine compound, and reacted with a quinazoline compound to obtain a febrifugine represented by Formula (A):



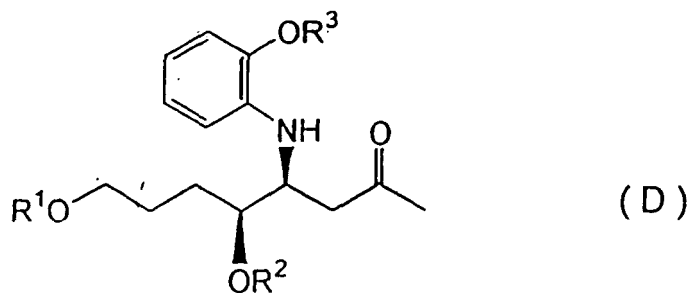
40 **[0011]** In a second method aspect of the invention, there is provided a method for producing isofebrifugine wherein an S-aldehyde compound represented by Formula (C):



(wherein R¹ represents a silyl group and R² represents a hydrocarbon group) is subjected to a Mannich reaction with a 2-alkoxyaniline compound and a 2-alkoxypropene compound in the presence of an aqueous Lewis acid of a rare earth metal, in an aqueous solvent, to form a diastereomeric mixture of a β-aminoketone compound represented by Formula (D):

55

5

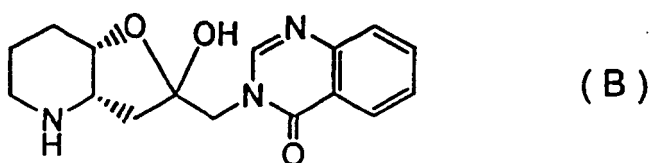


10

(wherein R¹ and R² are defined as described above, and R³ represents a hydrocarbon group which forms an alkoxy group of the 2-alkoxyaniline described above), after which the syn-diastereomer is cyclized to form a piperidine compound, and reacted with a quinazoline compound to obtain an isofebrifugine represented by Formula (B):

15

20



[0012] In a yet further aspect, there is provided a method for producing a febrifugine or an isofebrifugine according to the first or second method aspects recited above, wherein a silyloxypropanal represented by Formula (E):

25

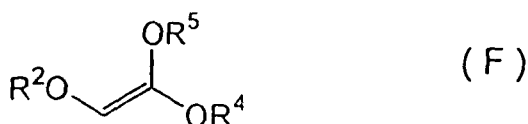
30



(wherein R¹ represents a silyl group) and an ethene compound represented by Formula (F):

35

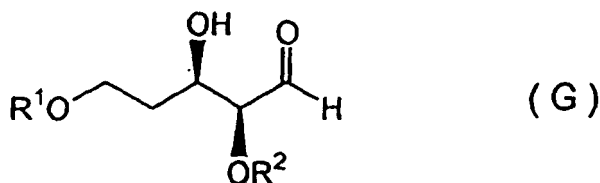
40



(wherein R² and R⁴ each represents a hydrocarbon group and R⁵ represents a silyl group) are subjected to an asymmetric aldol condensation in the presence of a chiral tin (II) Lewis acid catalyst, to form an addition reaction product represented by Formula (G):

45

50



(wherein R¹, R² and R⁴ are defined as described above), dehydroxylated, and reduced to form an aldehyde compound of Formula (C), which is then subjected to a Mannich reaction.

55

[0013] Furthermore, there is also provided a method for producing febrifugine or isofebrifugine according to the first and second method aspects recited above, wherein an aldehyde compound represented by Formula (C) is reacted with a 2-alkoxyaniline compound and a 2-alkoxypropene compound by a Mannich reaction in water, in the presence of a

Lewis acid-surfactant-integrated catalyst to form a β -aminoketone compound of formula (D).

[0014] As described above, the present invention provides, by investigating extensively the product obtained through the established novel production method, novel substances represented by the above Formulas (A) and (B), as febrifugine and isofebrifugine expressing strong activity against tropical malarial protozoan.

[0015] Moreover, the present invention provides a production method which enables convenient and efficient large scale production of such novel substances.

[0016] While the aspects of the invention are as stated above, the embodiments of the invention are as described below.

[0017] First, a febrifugine and an isofebrifugine according to the invention may be specified as (2'R, 3'S)-febrifugine represented by Formula (A) and (2'S, 3'S)-isofebrifugine represented by Formula (B), respectively, and are distinct in terms of their absolute configuration, from conventional (2'S, 3'R)- and (2'R, 3'R)-compounds represented by the above Formulas (A₀) and (B₀).

[0018] Next, in the production of such compounds according to the present invention, an *S*-aldehyde compound represented by the above Formula (C), is the first key intermediate in the synthetic route. The second key intermediate is a β -aminoketone compound represented by the above Formula (D).

[0019] The symbol R' in Formulas (C), (D), (E), (F) and (G) represents a silyl group which may be a hydrocarbon group, same or different, bonded to an Si atom. Examples of a trialkylsilyl group may be *t*-butyldimethylsilyl, trimethylsilyl groups and so on. R² may be any one of various hydrocarbon groups which form protective groups. An example would be a benzyl group. R³ may also be any hydrocarbon group, such as an alkyl group including methyl, ethyl, and so on. R⁴ is also a hydrocarbon. An example would be a phenyl group. R⁵ is a silyl group, which may vary as described for R'.

[0020] An aldol addition product (G) from which an aldehyde compound (C) is derived, is produced by an asymmetric aldol reaction, in which a chiral metal compound obtained from a metal compound and a chiral compound may be employed as a catalyst. For example, a chiral metal compound catalyst obtained from a triflate or perchlorate such as tin (II), and a chiral amine compound is useful.

[0021] The reaction may also be performed in an organic solvents such as ethers and nitriles.

[0022] One which is especially useful is a chiral tin (II) catalyst.

[0023] Also, the Mannich reaction by which compound (D) is derived from the above compound (C), may be performed in the presence of an aqueous Lewis acid catalyst of a rare earth metal.

[0024] For example, a triflate or a perchlorate of a rare earth metal such as ytterbium (Yb) and scandium (Sc) may be used.

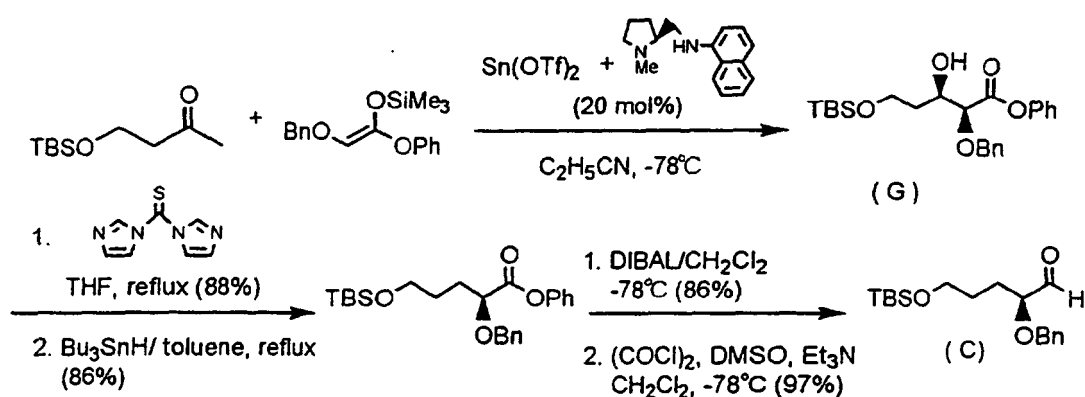
[0025] Furthermore, a Lewis acid-surfactant-integrated catalyst may be employed in the Mannich reaction described above. Such catalyst may be any of the various salts of transition metals with surfactant compounds, such as scandium dodecylsulfate (STDS) obtained by mixing scandium chloride and sodiumdodecylsulfate in water, as well as sulfonate compounds. The reaction may be performed in water, and the procedures are very simple.

[0026] The embodiments of the present invention are further described in reference to the following Examples. These Examples are not intended to restrict the invention in any sense. It is also a matter of course that a reaction method known per se may be employed in any relevant step.

Examples

<Example 1> Production of aldehyde compound (C)

[0027] An aldehyde compound (C) was prepared according to the reaction scheme shown below.



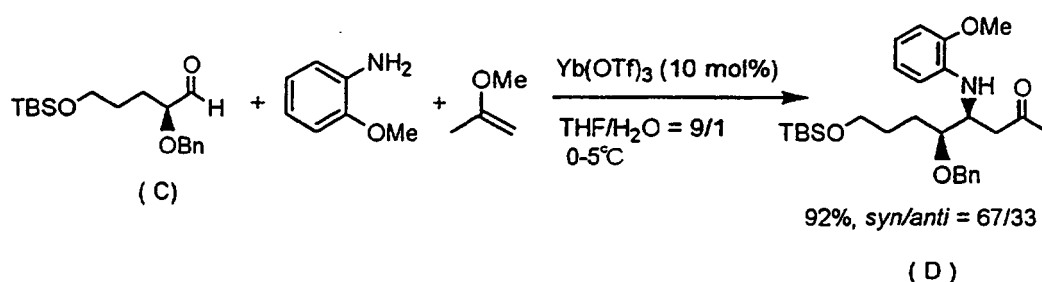
[0028] That is, in the presence of a chiral tin (II) Lewis acid (20 mol%) obtained from tin (II) triflate and a chiral diamine compound, 3-t-butyltrimethylsilyloxypropanal was reacted with 2-benzyloxy-1-trimethylsilyloxy-1-phenoxyethene in a solvent of propionitrile, at -78°C, to obtain the corresponding aldol-type addition reaction product, at 70% yield, with an excellent diastereo- and enantio-selectivity.

[0029] The product thus obtained was dehydroxylated at the 3-position in two steps, as indicated in the above reaction scheme, after which the ester group was reduced to form an alcohol, which was then subjected to a Swern oxidation (Synthesis, 1978, 297) conditions to convert into the intended *S*-aldehyde compound (C).

[0030] The chiral tin (II) Lewis acid could be obtained, for example, from tin (II) triflate and various chiral diamine, and a variety of such substances were proven to be useful in the synthesis of an aldol-type addition reaction product.

<Example 2> Synthesis of β -aminoketone compound (D)

[0031] A β -aminoketone compound (D) was prepared according to the following reaction scheme.

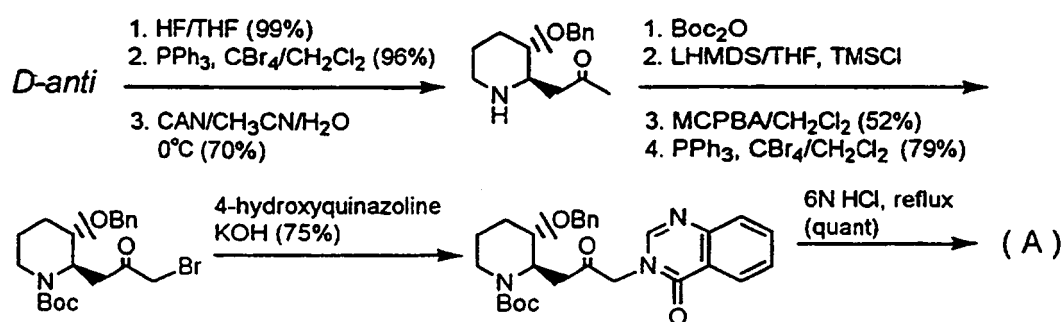


[0032] That is, the *S*-aldehyde compound (C) obtained in the above Example 1 was reacted with 2-methoxyaniline and 2-methoxypropene in the presence of 10 mol% of ytterbium triflate (Yb(OTf)₃) in an aqueous solvent consisting of a mixture of tetrahydrofuran (THF) and water (THF/H₂O=9/1) at a temperature of 0 to 5°C.

[0033] A β -aminoketone compound was obtained as the Mannich reaction product at a 92 % yield (Syn/anti=67/33).

<Example 3> Synthesis of febrifugine (A).

[0034] Febrifugine (A) was prepared according to the reaction scheme shown below.



[0035] The anti-diastereomer of the β -aminoketone compound obtained in Example 2 as the Mannich reaction product was treated with HF to eliminate the TBS protecting group and cyclized by bromination, after which the 2-methoxyphenyl group as an N-protecting group was eliminated using cerium ammonium nitrate (CAN). As a result, a piperidine compound was obtained.

[0036] Then, the N atom of the piperidine compound was protected as an N-Boc group and treated sequentially with lithium hexamethyl disilazide (LHMDs) followed by trimethylsilyl chloride (TMSCl).

[0037] The silylenol ether thus obtained was oxidized, then brominated, to obtain a piperidine brominated acetone compound.

[0038] This substance was coupled with 4-hydroxyquinazoline using KOH (75 %) and the resulting addition product was treated with 6N HCl to eliminate the protecting group.

[0039] As a result, a febrifugine (A) was obtained quantitatively.

[0040] After recrystallization from ethanol, the ^1H and ^{13}C NMR spectra and the melting point (MP) were measured.

[0041] The ^1H NMR and ^{13}C NMR spectra were identical to those reported previously, and the melting point was 138 to 140° C which was within the range reported.

[0042] The optical rotation, however, was negative as reflected by $[\alpha]_{\text{D}}^{24} -28.0^\circ$ (C=0.24, EtOH) which differed from the previously reported positive value $[\alpha]_{\text{D}}^{25} +28^\circ$ (C=0.5, EtOH) (Koepfly, J.B.; Mead, J.F.; Brockman, Jr., J.A. J. Am. Chem. Soc., 1949, 71, 1048).

[0043] Based on the findings described above, the product was identified as a (2'R, 3'R) febrifugine represented by the above Formula (A).

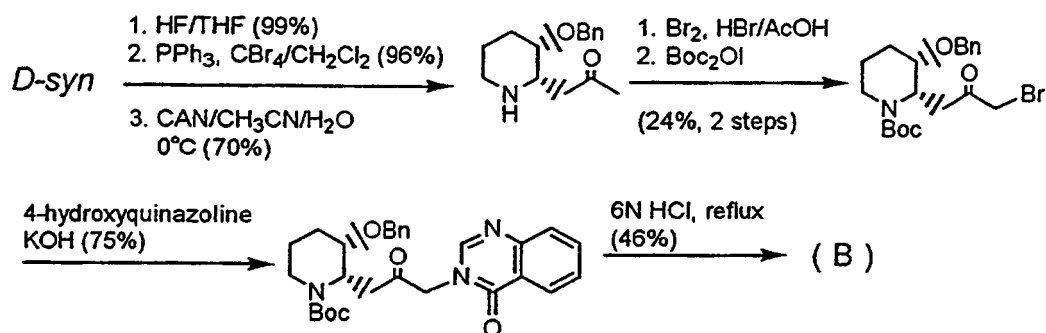
10 <Example 4> Production of isofebrifugine (B)

[0044] Isofebrifugine (B) was prepared by procedures similar to those of Example 3 according to the reaction scheme shown below.

15

20

25



[0045] The product was identified as the (2'S, 3'S) isofebrifugine represented by the above Formula (B).

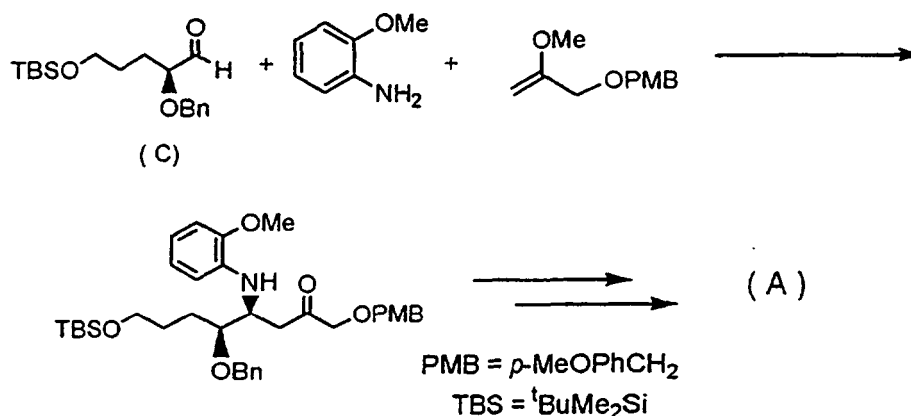
30 <Example 5> Production of febrifugine (A)

[0046] Using 2-methoxypropene having a p-methoxybenzyloxy group instead of 2-methoxypropene employed in Example 2, and also using a scandium trisdodecylsulfate (STDS) as a Lewis acid-surfactant-integrated catalyst instead of the triflate of ytterbium used as a rare earth metal in Example 2, a β -aminoketone compound was produced in water according to the reaction scheme shown below, and then converted to febrifugine (A) as in Example 3.

40

45

50



[0047] Febrifugine (A) was obtained almost quantitatively.

55 <Example 6>

[0048] The febrifugine and the isofebrifugine represented by Formulas (A) and (B) obtained by the methods of the present invention were examined for their activity against tropical malarial protozoan together with previously known

compounds represented by the above Formulas (A₀) and (B₀).

Culture assay of tropical fever malarial protozoan

5 **[0049]** In this experiment, *P.falciparum* FCR-3 strain (ATCC 30932) was employed as the tropical fever malarial protozoan. In order to verify the effect of the commercially available anti-malarial agent chloroquin on resistant strains, a chloroquin resistant malarial protozoan of the *P.falciparum* K1 strain was employed. The medium used in this experiment was a filter-sterilized RPMI1640 medium which was adjusted to pH 7.4 and supplemented with 10 % human serum. The malarial protozoan was cultured under 5 % O₂, 4 % CO₂ and 90% NO₂ at 36.5°C. The hematocrit level (% volume of erythrocyte in erythrocyte suspension) was adjusted to 5 % for use. The initial infection rate with the tropical fever malarial protozoan at the beginning of the cultivation was 0.1 %. The cultivation was performed using a 24-well cultivation plate, replacing the culture medium everyday, and subcultured at an infection rate of 4 %. The infection rate was obtained by making a thin layer smear preparation, which was subjected to Giemsa staining or Diff-Quick staining, and observed microscopically (immersed in oil, magnified to x 1000) after which the malarial protozoan infection rate was determined using the following equation.

Malarial protozoan infection rate =

$$20 \quad [(\text{number of infected erythrocyte}) / (\text{total number of erythrocyte})] \times 100$$

25 <Test 1> Screening of malarial protozoan growth inhibition

[0050] The cultured malarial protozoan-infected erythrocyte was collected by centrifugation, and washed with a serum-supplemented medium, after which a non-infected erythrocyte was added to adjust the initial infection rate to 0.3 %. At this time, the hematocrit rate was 3 %. The sample used in the test was obtained by dissolving in sterilized water, dimethylformamide (DMF), or dimethylsulfoxide (DMSO) to create samples of desired concentration.

[0051] 5 to 10 μl of the sample were added to a 24-well cultivation plate. The samples were tested in duplicates or triplicates. As a control, 10 μl/well of sterilized water, DMF or DMSO was employed.

[0052] Subsequently, to the above medium, 990 to 995 μl of the tropical fever malarial protozoan culture medium previously prepared were added by gentle pipetting to create a uniform suspension. The culture plate was incubated for 72 hours in a CO₂-O₂-N₂ (5 %, 5 %, 90 %) incubator, after which thin layer smear preparations of each well was made, stained, and observed microscopically, to determine the infection rate together with the infection rate for the control.

[0053] From the malarial protozoan infection rate obtained by the method described above, the reproductive rate was calculated, whereby obtaining the 50 % growth inhibition concentration (EC₅₀) for malarial protozoan. The results are shown in Table 1.

$$40 \quad \text{Reproductive rate} = \{([b]-[a]) / ([c]-[a])\} \times 100$$

45 a: initial infection rate

b: infection rate with sample added

c: infection rate without sample (Control)

50 <Test 2> Mouse FM3A cell growth inhibition test

[0054] An F28-7 strain, a wild cell strain derived from mouse breast cancer FM3A cells was employed. A medium was prepared by supplementing an ES medium with 2 % inactivated fetal calf serum, and incubated at 37°C under 5 % CO₂. Under these conditions, the doubling time of the FM3A cell was about 12 hours.

[0055] Following preincubation, the cells in logarithmic growth phase were diluted with the medium to 5 x 10⁴ cells/ml. The sample used was one prepared for the anti-malarial activity test of the malaria protozoan. 5 to 10 μl of the samples were added to a 24-well cultivation plate (final concentration after addition of medium was 1 x 10⁻⁴ to 1 x 10⁻⁶). The compounds were tested in duplicates or triplicates, and wells containing 10 μl of sterilized water, DMF or DMSO were also prepared as a control. Subsequently, 990 to 995 μl of the cultured cell suspension previously prepared were added

by gentle pipetting, and uniformly suspended in the medium. After incubating for 48 hours, the number of cells in each well was counted using SELF CONTROLLER (CC-108, Toa Medical Electronics) and the reproductive rate was calculated by using the following equation.

$$\text{Reproductive rate (\%)} = \left\{ \frac{([C] - [A])}{([B] - [A])} \right\} \times 100$$

A: initial number of cells

B: number of control cell after 48 hours

C: number of cells after 48 hours from sample addition

[0056] The cell growth inhibition activity was calculated from the number of cells in the well containing the sample and the number of cells in the control. From the results thus obtained, the cytotoxicity of each sample was evaluated and represented as the cell growth inhibition concentration (EC₅₀). The EC₅₀ value is the concentration (expressed as molar concentration) of a sample necessary to inhibit the reproductive rate of the control by 50 %, wherein the reproductive rate or the rate of malarial protozoan infection for the control in which samples are not added to the medium of malarial protozoan or FM3A cell, is regarded as 100 %. The results are shown in Table 1.

[0057] The anti-malarial effect of the sample was evaluated based on the ratio of the EC₅₀ of the sample for malarial protozoa to the EC₅₀ of the sample for FM3A cell (chemotherapeutic coefficient, see the equation shown below), from which the drug efficacy was determined.

[0058] The results are shown in Table 1.

Chemotherapeutic coefficient

$$= \frac{[\text{EC}_{50} \text{ of the sample for mouse FM3A cell}]}{[\text{EC}_{50} \text{ of the sample for tropical fever malarial protozoan}]}$$

Table 1

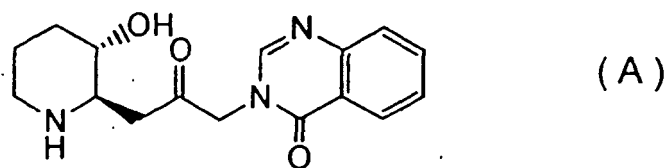
Sample	P. falciparum EC ₅₀ (M)	FM3A EC ₅₀ (M)	Ratio of Selective Toxicity for Malarial Protozoan <chemotherapeutic coefficient>
A	3.0×10 ⁻¹⁰	8.0×10 ⁻⁷	2667
A ₀	1.9×10 ⁻⁷	2.0×10 ⁻⁵	105
B	7.6×10 ⁻¹¹	2.2×10 ⁻⁷	2895
B ₀	2.0×10 ⁻⁷	2.2×10 ⁻⁵	110

[0059] As can be seen from Table 1, febrifugine (A) and isofebrifugine (B) of the present invention showed selective malarial protozoan growth inhibiting activity, while formerly known substances only showed low activity.

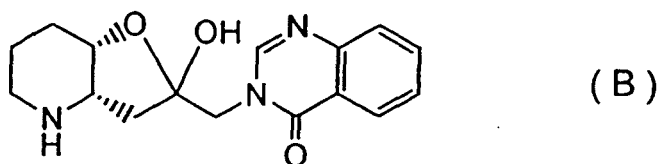
[0060] As described in detail above, the present invention provides a febrifugine and an isofebrifugine as novel compounds having extremely strong activities against tropical malarial protozoan. The present invention also provides a novel production method which enables efficient large scale synthesis to establish a total synthesis route.

Claims

1. A febrifugine represented by Formula (A):

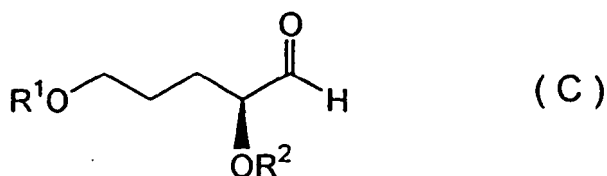


10 2. An isofebrifugine represented by Formula (B):

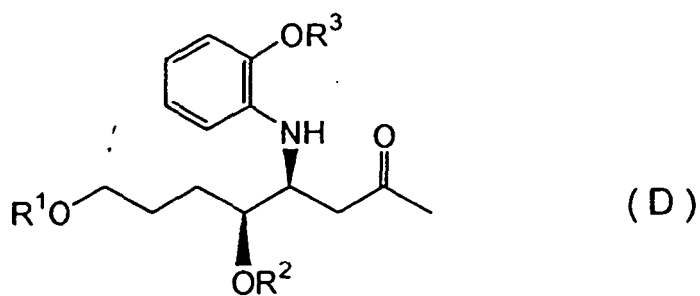


20 3. An anti-malarial composition containing, as an active ingredient, a febrifugine as claimed in claim 1 or an isofebrifugine as claimed in claim 2.

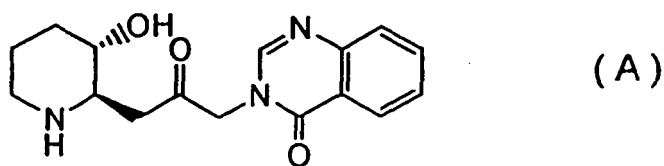
25 4. A method for producing febrifugine wherein an *S*-aldehyde compound represented by Formula (C):



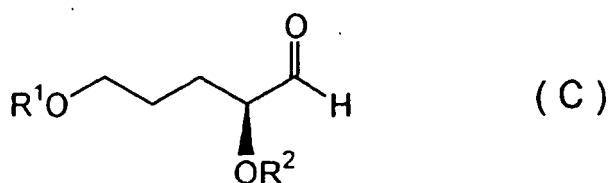
35 (wherein R¹ represents a silyl group and R² represents a hydrocarbon group) is subjected to a Mannich reaction with a 2-alkoxyaniline compound and a 2-alkoxypropene compound in the presence of an aqueous Lewis acid of a rare earth metal, in an aqueous solvent, to form a diastereomeric mixture of a β-aminoketone compound represented by Formula (D):



50 (wherein R¹ and R² are defined as described above, and R³ represents a hydrocarbon group which forms an alkoxy group of the 2-alkoxyaniline described above), after which the anti-diastereomer is cyclized to form a piperidine compound, and reacted with a quinazoline compound to obtain a febrifugine represented by Formula (A):

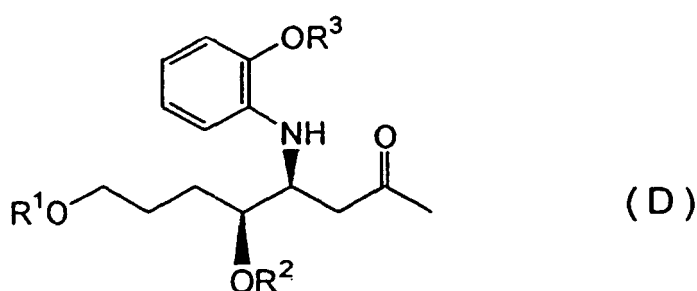


5. A method for producing isofebrifugine wherein an *S*-aldehyde compound represented by Formula (C):



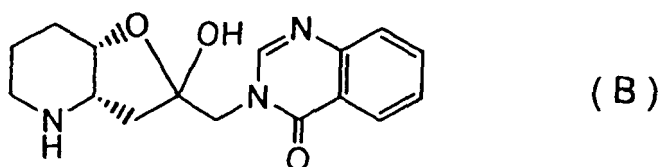
(wherein R¹ represents a silyl group and R² represents a hydrocarbon group) is subjected to a Mannich reaction with a 2-alkoxyaniline compound and a 2-alkoxypropene compound in the presence of an aqueous Lewis acid of a rare earth metal, in an aqueous solvent, to form a diastereomeric mixture of a β-aminoketone compound represented by Formula (D):

15



(wherein R¹ and R² are defined as described above, and R³ represents a hydrocarbon group which forms an alkoxy group of the 2-alkoxyaniline described above), after which the syn-diastereomer is cyclized to form a piperidine compound, and reacted with a quinazoline compound to obtain an isofebrifugine represented by Formula (B) :

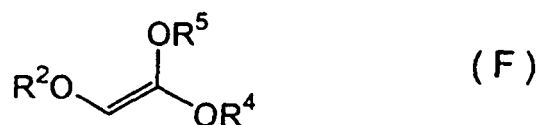
30



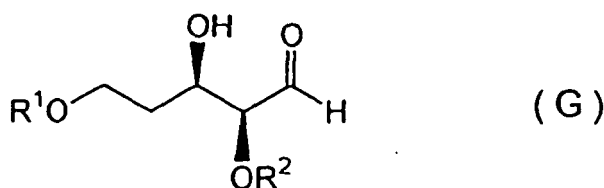
6. A method for producing febrifugine or isofebrifugine as claimed in either of claims 4 and 5, wherein a silyloxypropanal represented by Formula (E):



(wherein R¹ represents a silyl group) and an ethene compound represented by Formula (F):



(wherein R^2 and R^4 each represents a hydrocarbon group and R^5 represents a silyl group) are subjected to an asymmetric aldol condensation in the presence of a chiral tin (II) Lewis acid catalyst, to form an addition reaction product represented by Formula (G):

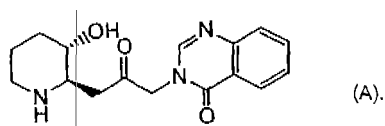


15 (wherein R^1 , R^2 and R^4 are defined as described above), dehydroxylated, and reduced to form an aldehyde compound of Formula (C), which is then subjected to a Mannich reaction.

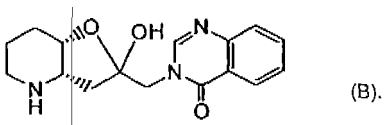
- 20
7. A method for producing febrifugine or isofebrifugine as claimed in either of claims 4 and 5, wherein an aldehyde compound represented by Formula (C) is reacted with a 2-alkoxyaniline compound and a 2-alkoxypropene compound by a Mannich reaction in water, in the presence of a Lewis acid-surfactant-integrated catalyst to form a β -aminoketone compound of formula (D).
- 25
8. A febrifugine as claimed in claim 1 or an isofebrifugine as claimed in claim 2 for use as an antimalarial.
9. Use of a febrifugine as claimed in claim 1 or an isofebrifugine as claimed in claim 2 in the manufacture of a medicament for use as an antimalarial.

Patentansprüche

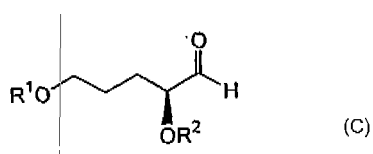
- 30
1. Ein Febrifugin, dargestellt durch Formel (A):



- 40
2. Ein Isofebrifugin, dargestellt durch Formel (B):



- 50
3. Eine Anti-Malaria-Zusammensetzung, die als einen Wirkstoff ein wie in Anspruch 1 beanspruchtes Febrifugin oder ein wie in Anspruch 2 beanspruchtes Isofebrifugin enthält.
- 55
4. Ein Verfahren zur Erzeugung von Febrifugin, bei dem eine durch Formel (C):

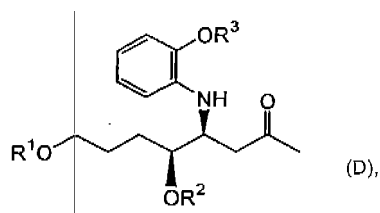


(wobei R^1 eine Silylgruppe bedeutet und R^2 eine Kohlenwasserstoffgruppe bedeutet) dargestellte S-Aldehydverbindung einer Mannich-Reaktion mit einer 2-Alkoxyanilinverbindung und einer 2-Alkoxypropenverbindung in Ge-

EP 1 076 057 B1

genwart einer wäßrigen Lewissäure eines Seltenerdmetalls in einem wäßrigen Lösungsmittel unterworfen wird, um eine diastereomere Mischung einer β -Aminoketonverbindung, dargestellt durch Formel (D):

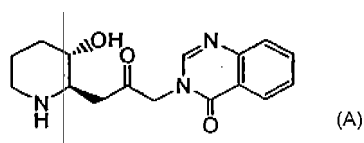
5



10

(wobei R^1 und R^2 wie oben beschrieben definiert sind und R^3 eine Kohlenwasserstoffgruppe bedeutet, die eine Alkoxygruppe des oben beschriebenen 2-Alkoxyanilins bildet) zu bilden, wonach das anti-Diastereomer cyclisiert wird, um eine Piperidinverbindung zu bilden, und mit einer Chinazolinverbindung umgesetzt wird, um ein durch Formel (A):

15

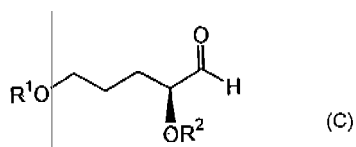


20

dargestelltes Febrifugin zu erhalten.

25 5. Ein Verfahren zur Erzeugung von Isofebrifugin, bei dem eine durch Formel (C):

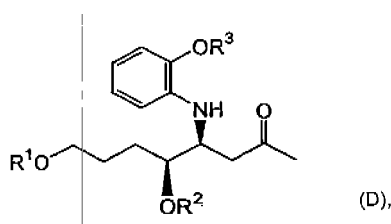
30



35

(wobei R^1 eine Silylgruppe bedeutet und R^2 eine Kohlenwasserstoffgruppe bedeutet) dargestellte 5-Aldehydverbindung einer Mannich-Reaktion mit einer 2-Alkoxyanilinverbindung und einer 2-Alkoxypropenverbindung in Gegenwart einer wäßrigen Lewissäure eines Seltenerdmetalls in einem wäßrigen Lösungsmittel unterworfen wird, um eine diastereomere Mischung einer β -Aminoketonverbindung, dargestellt durch Formel (D):

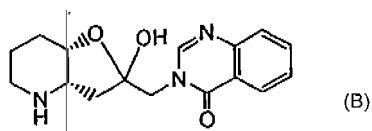
40



45

(wobei R^1 und R^2 wie oben beschrieben definiert sind und R^3 eine Kohlenwasserstoffgruppe bedeutet, die eine Alkoxygruppe des oben beschriebenen 2-Alkoxyanilins bildet) zu bilden, wonach das syn-Diastereomer cyclisiert wird, um eine Piperidinverbindung zu bilden, und mit einer Chinazolinverbindung umgesetzt wird, um ein durch Formel (B):

50

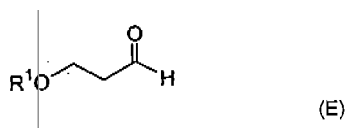


55

dargestelltes Isofebrifugin zu erhalten.

6. Ein Verfahren zur Erzeugung von Febrifugin oder Isofebrifugin wie in Anspruch 4 bzw. Anspruch 5 beansprucht, bei dem ein Silyloxypropanal, dargestellt durch Formel (E):

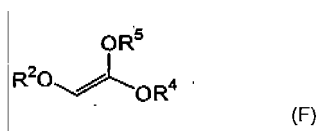
5



10

(wobei R¹ eine Silylgruppe bedeutet), und eine Ethenverbindung, dargestellt durch Formel (F):

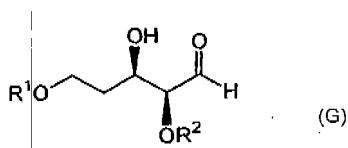
15



20

(wobei R² und R⁴ jeweils eine Kohlenwasserstoffgruppe bedeuten und R⁵ eine Silylgruppe bedeutet), einer asymmetrischen Aldolkondensation in Gegenwart eines chiralen Zinn(II)-Lewissäurekatalysators unterworfen werden, um ein Additionsreaktionsprodukt zu bilden, das durch Formel (G) dargestellt wird:

25



30

(wobei R¹, R² und R⁴ wie oben beschrieben definiert sind), welches dehydroxyliert und reduziert wird, um eine Aldehydverbindung der Formel (C) zu bilden, die dann einer Mannich-Reaktion unterworfen wird.

7. Ein Verfahren zur Erzeugung von Febrifugin oder Isofebrifugin wie in Anspruch 4 bzw. Anspruch 5 beansprucht, bei dem eine durch Formel (C) dargestellte Aldehydverbindung mit einer 2-Alkoxyanilinverbindung und einer 2-Alkoxypropenverbindung durch eine Mannich-Reaktion in Wasser in Gegenwart eines integrierten Lewissäure-Tensid-Katalysators umgesetzt wird, um eine β-Aminoketonverbindung der Formel (D) zu bilden.

35

8. Ein wie in Anspruch 1 beanspruchtes Febrifugin oder ein wie in Anspruch 2 beanspruchtes Isofebrifugin zur Verwendung als ein Anti-Malaria-Mittel.

40

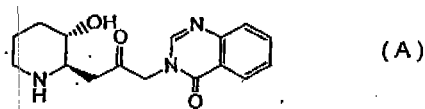
9. Die Verwendung eines wie in Anspruch 1 beanspruchten Febrifugins oder eines wie in Anspruch 2 beanspruchten Isofebrifugins bei der Herstellung eines Medikaments zur Verwendung als ein Anti-Malaria-Mittel.

Revendications

45

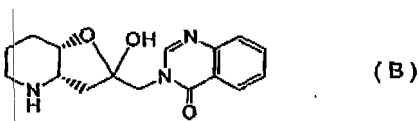
1. Fébrifugine représentée par la formule (A) :

50

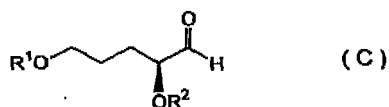


2. Isofébrifugine représentée par la formule (B) :

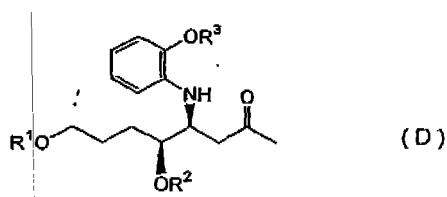
55



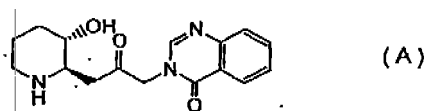
3. Composition antipaludique contenant, comme principe actif, une fébrifugine selon la revendication 1 ou une isofébrifugine selon la revendication 2.
4. Procédé de production de fébrifugine dans lequel un composé S-aldéhyde représenté par la formule (C):



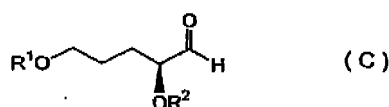
(dans laquelle R¹ représente un groupe silyle et R² représente un groupe hydrocarboné) est soumis à une réaction de Mannich avec un composé 2-alcoxyaniline et un composé 2-alcoxypropène en présence d'un acide de Lewis aqueux d'un métal de terre rare, dans un solvant aqueux, pour former un mélange diastéréoisomère d'un composé β-aminocétone représenté par la formule (D):



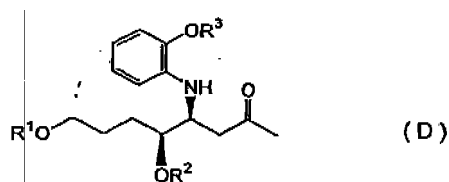
(dans laquelle R¹ et R² sont définis de la manière décrite ci-dessus, et R³ représente un groupe hydrocarboné qui forme un groupe alcoxy de la 2-alcoxyaniline décrite ci-dessus), après quoi le diastéréoisomère anti est cyclisé pour former un composé pipéridine, et mis à réagir avec un composé quinazoline pour donner une fébrifugine représentée par la formule (A) :



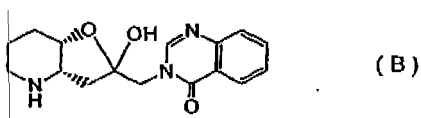
5. Procédé de production d'isofébrifugine dans lequel un composé S-aldéhyde représenté par la formule (C):



(dans laquelle R¹ représente un groupe silyle et R² représente un groupe hydrocarboné) est soumis à une réaction de Mannich avec un composé 2-alcoxyaniline et un composé 2-alcoxypropène en présence d'un acide de Lewis aqueux d'un métal de terre rare, dans un solvant aqueux, pour former un mélange diastéréoisomère d'un composé β-aminocétone représenté par la formule (D):



(dans laquelle R¹ et R² sont définis de la manière décrite ci-dessus, et R³ représente un groupe hydrocarboné qui forme un groupe alcoxy de la 2-alcoxyaniline décrite ci-dessus), après quoi le diastéréoisomère syn est cyclisé pour former un composé pipéridine, et mis à réagir avec un composé quinazoline pour donner une isofébrifugine représentée par la formule (B):



5

6. Procédé de production de fébrifugine ou d'isofébrifugine selon l'une quelconque des revendications 4 et 5, dans lequel un silyloxypropanal représenté par la formule (E):

10



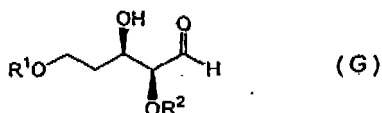
(dans laquelle R¹ représente un groupe silyle) et un composé éthène représenté par la formule (F):

15



- (dans laquelle R² et R⁴ représentent chacun un groupe hydrocarboné et R⁵ représente un groupe silyle) sont soumis à une condensation aldol asymétrique en présence d'un catalyseur acide de Lewis à base d'étain (II) chiral, pour former un produit de réaction d'addition représenté par la formule (G):

25



- (dans laquelle R¹, R² et R⁴ sont définis de la manière décrite ci-dessus), déshydroxylé et réduit pour former un composé aldéhyde de formule (C), qui est ensuite soumis à une réaction de Mannich.

30

7. Procédé de production de fébrifugine ou d'isofébrifugine selon l'une quelconque des revendications 4 et 5, dans lequel un composé aldéhyde représenté par la formule (C) est mis à réagir avec un composé 2-alcoxyaniline et un composé 2-alcoxypropène par une réaction de Mannich dans de l'eau, en présence d'un catalyseur acide de Lewis-tensioactif intégré, pour former un composé β-aminocétone de formule (D).

35

8. Fébrifugine selon la revendication 1 ou une isofébrifugine selon la revendication 2 pour une utilisation comme antipaludéen.

9. Utilisation d'une fébrifugine selon la revendication 1 ou d'une isofébrifugine selon la revendication 2 dans la fabrication d'un médicament à utiliser comme antipaludéen.

45

50

55