



Europäisches Patentamt
European Patent Office
Office européen des brevets



(11) **EP 1 707 559 A1**

(12) **EUROPEAN PATENT APPLICATION**
published in accordance with Art. 158(3) EPC

(43) Date of publication:
04.10.2006 Bulletin 2006/40

(21) Application number: **05704279.8**

(22) Date of filing: **24.01.2005**

(51) Int Cl.:
C07C 231/12 ^(2006.01) **B01J 31/22** ^(2006.01)
C07B 53/00 ^(2006.01) **C07C 233/47** ^(2006.01)
C07C 269/06 ^(2006.01) **C07C 271/22** ^(2006.01)
C07D 207/273 ^(2006.01) **C07B 61/00** ^(2006.01)

(86) International application number:
PCT/JP2005/001282

(87) International publication number:
WO 2005/070876 (04.08.2005 Gazette 2005/31)

(84) Designated Contracting States:
DE FR GB

(30) Priority: **23.01.2004 JP 2004016407**

(71) Applicant: **Japan Science and Technology Agency
Kawaguchi-shi,
Saitama 332-0012 (JP)**

(72) Inventor: **KOBAYASHI, Shu
Chiyoda-ku, Tokyo 101-0048 (JP)**

(74) Representative: **Gordon, Kirsteen Helen et al
Frank B. Dehn & Co.
St Bride's House
10 Salisbury Square
London EC4Y 8JD (GB)**

(54) **METHOD OF ENANTHIO-SELECTIVE NUCLEOPHILIC ADDITION REACTION FOR
CONVERSION OF ENAMIDE TO IMINE AND METHOD OF SYNTHESIZING ALPHA AMINO-
GAMMA-KETO ACID ESTER**

(57) An asymmetric synthesis of amino acid compound that is useful as a starting material or synthetic intermediate for production of medicinal products, agrichemicals, perfumes, functional polymers, etc. There is provided a method of enantio-selective nucleophilic addition reaction to imine compound being a method of nucleophilic addition reaction of enamide compound ac-

companied by amino formation to imino group (-CH=N-) of imine compound, **characterized in that** the reaction is performed in the presence of a chiral copper catalyst. Further, there is provided a novel method of synthesizing an amino acid compound, etc., to which the above is applied.

EP 1 707 559 A1

Description

Technical Field

5 [0001] The present invention relates to a method of an enantioselective nucleophilic addition reaction of enamide to an imine which enables an asymmetric synthesis of a compound which is useful as a raw material or a synthesis intermediate for producing a pharmaceutical preparation, an agricultural chemical, a fragrance, a functional polymer or the like and, as an application thereof, a synthesis method of an α -amino- γ -keto acid ester or the like.

10 Background Art

[0002] Conventionally, a method of a nucleophilic addition reaction to an imino group of an imine compound has been studied and, in recent years, this nucleophilic addition reaction has drawn attention as a measure for efficiently and asymmetrically synthesizing an amino acid derivative as a raw material or an intermediate for producing a pharmaceutical preparation, an agricultural chemical, a fragrance, a functional polymer or the like.

15 [0003] Under these circumstances, the present inventors have developed and disclosed a method for synthesizing an N-acylated amino acid derivative by a nucleophilic addition reaction to an N-acylimino ester compound by using a polymer-carrying catalyst (Journal of Combinatorial Chemistry, 2001, Vol. 3, No. 5, 401 to 403) and, further, a method for enantioselectively synthesizing these compounds by using a chiral copper catalyst (Org. Lett. Vol. 4, No. 1, 2002, 143 to 145; J. Am. Chem. Soc. Vol. 125, No. 9, 2003, 2507 to 2515).

20 [0004] However, the nucleophilic addition reaction on which the present inventors have studied is limited to such nucleophilic reactants as a silyl enol ether and an alkyl vinyl ether and, accordingly, a subject to which the nucleophilic addition reaction is applied and such application thereof have inevitably been restricted.

25 [0005] Then, under these circumstances, the present invention has an object of providing a method of an enantioselective nucleophilic addition reaction to an imine compound which enables an asymmetric synthesis of an amino acid compound or the like which is useful as a raw material or a synthesis intermediate for producing a pharmaceutical preparation, an agricultural chemical, a fragrance, a functional polymer or the like and, further, as an application thereof, a novel synthesis method of the amino acid compound or the like.

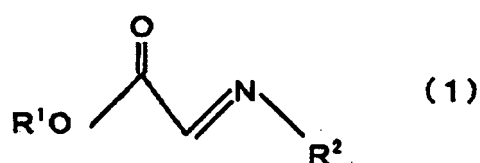
30 Disclosure of the Invention

[0006] In order to solve these problems, according to a first aspect of the present invention, there is provided a method of an enantioselective nucleophilic addition reaction of enamide which is a method of a nucleophilic addition reaction of an enamide compound accompanied by generation of an amino group to an imino group (-CH=N-) of an imine compound and which is characterized by allowing the reaction to be performed in the presence of a chiral copper catalyst.

35 [0007] Then, with reference to the above-described method, according to a second aspect of the invention, there is provided the method of the enantioselective nucleophilic addition reaction of enamide which is characterized in that the chiral copper catalyst is constituted by a copper compound which is a salt of an organic or inorganic acid or a complex or composite of the salt, and a chiral diamine ligand and, according to a third aspect of the invention, there is provided the method of the enantioselective nucleophilic addition reaction of enamide which is characterized in that the chiral diamine ligand has an ethylene diamine structure as a portion thereof.

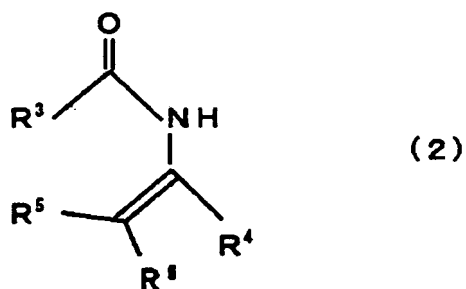
40 [0008] Further, according to a fourth aspect of the invention, with reference to the above-described method, there is provided a method for synthesizing an optically active α -amino- γ -imino acid ester which is characterized in that the imine compound is represented by the following formula (1):

45



55 (wherein R^1 represents a hydrocarbon group which may have a substituent; R^2 represents an $\text{R}^0\text{-CO-}$ or $\text{R}^0\text{-O-CO-}$ group, wherein R^0 represents a hydrocarbon group which may have a substituent); and the enamide compound is represented by the following formula (2):

5

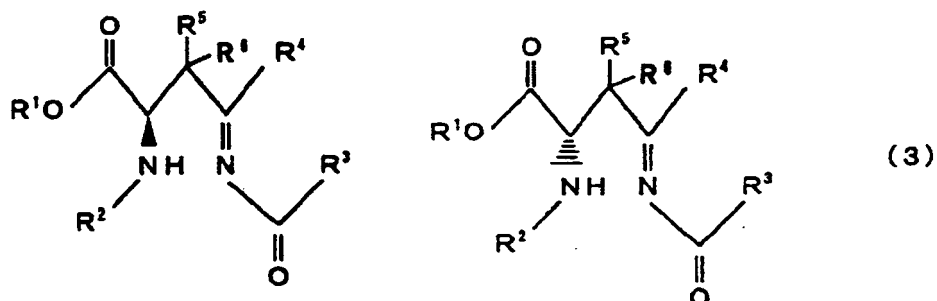


10

(wherein R³ represents a hydrocarbon group which may have a substituent or a hydrocarbon group which may have a substituent to be bonded via an oxygen atom; R⁴ represents a hydrocarbon group which may have a substituent; and R⁵ and R⁶ may be same with or different from each other and each represent a hydrogen atom or a hydrocarbon group which may have a substituent, wherein at least one of them represents a hydrogen atom) and generates a compound, namely, an α -amino- γ -imino acid compound, represented by at least one of the following formulae (3):

15

20



25

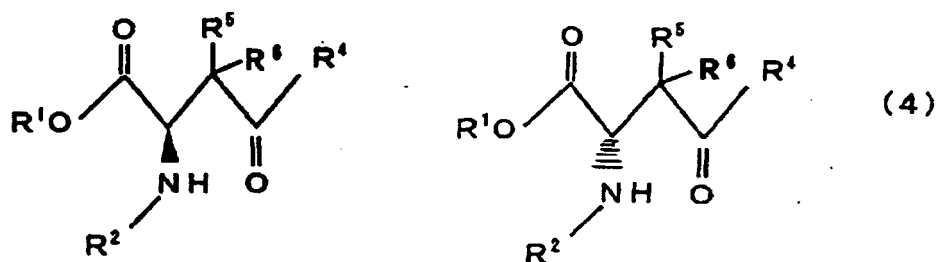
30

(wherein R¹, R², R³, R⁴, R⁵ and R⁶ each represent same article as described above).

[0009] According to a fifth aspect of the invention, there is provided a method for synthesizing an optically active α -amino- γ -keto acid ester which is characterized in that, after the above-described nucleophilic addition reaction, an acid treatment is performed, to thereby generate a compound represented by at least one of the following formulae (4):

35

40



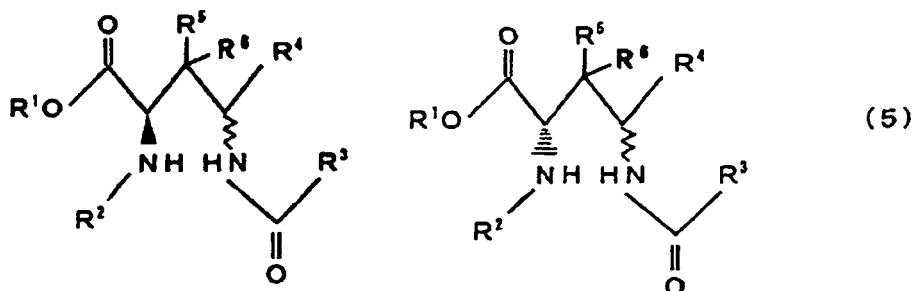
45

(wherein R¹, R², R⁴, R⁵ and R⁶ each represent same article as described above) and, further, according to a sixth aspect of the invention, there is provided a method for synthesizing an optically active α -amino- γ -keto acid ester which is characterized in that, after the above-described nucleophilic addition reaction, a reduction treatment is performed, to thereby generate a compound represented by at least one of the following formulae (5):

50

55

5



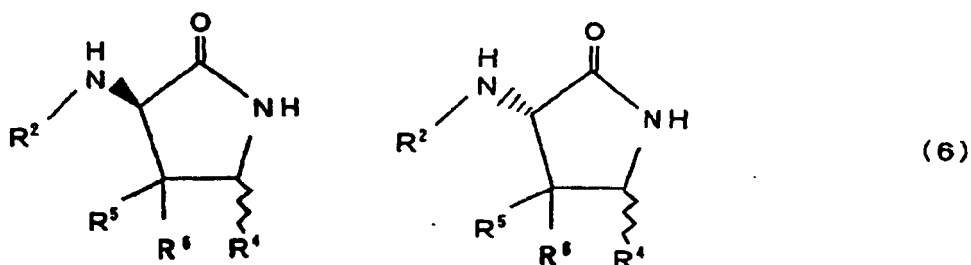
10

15

(wherein R¹, R², R³, R⁴, R⁵ and R⁶ each represent same article as described above) and, further, according to a seventh aspect of the invention, there is provided a method for synthesizing optically active γ -lactams which is characterized in that an acyl group of a γ -amino group of the thus-synthesized α , γ -diamino acid ester is removed, to thereby generate a compound represented by at least one of the following formulae (6):

20

25



30

(wherein R², R⁴, R⁵ and R⁶ each represent same article as described above).

Best Mode for Carrying Out the Invention

35

[0010] The present invention has characteristics as described above and is, further, described with reference to embodiments thereof.

40

[0011] In a method of an enantioselective nucleophilic addition reaction of enamide to an imine compound according to the invention, a chiral copper catalyst is used as a catalyst. As for the chiral copper catalyst on this occasion, various types of such chiral catalysts in each of which a copper atom is indispensable for a constitution thereof and to each of which a chiral organic molecular structure is attached are considered. Ordinarily, the chiral copper catalyst is constituted by a copper compound and a chiral organic compound and, more practically, from the standpoint of reaction yield and enantioselectivity, the chiral copper catalyst constituted by a copper compound and a chiral diamine ligand compound is favorably considered.

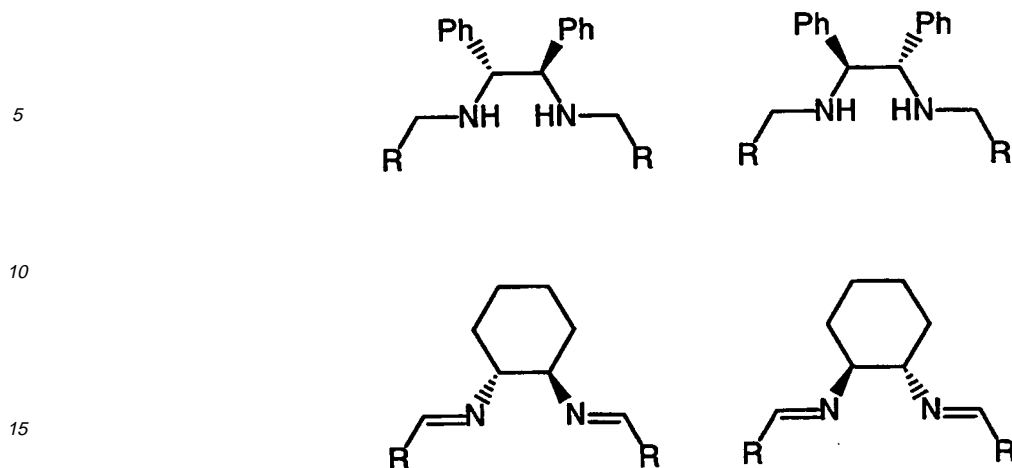
45

[0012] The copper compound may be selected from among various types of salts, complex salts, organic metal compounds and the like as a monovalent or bivalent copper compound and, among other things, a salt with an organic or inorganic acid, a complex or organic composite of the salt is favorably mentioned. Among these compounds, a salt with a strong acid, for example, a salt of (per)fluoroalkyl sulfonic acid, perchloric acid or sulfonic acid, a complex or an organic composite of the salt is favorably illustrated. For example, Cu(OTf)₂, CuClO₄, CuClO₄·4CH₃CN are mentioned.

50

[0013] As for the chiral diamine ligand as a counterpart, an article having an ethylene diamine structure in a molecular constitution as a portion thereof is favorably used. On this occasion, an amino group may contain an imine bond. For example, as representatives, various types represented by the following formulae are illustrated:

55



20 **[0014]** On this occasion, R in the formulae represents a hydrocarbon group which may have a substituent. The hydrocarbon may be any one of various types in a chain state or a cyclic state and may have, as a substituent, a halogen atom, a hydrocarbon group of an alkyl group or the like, an alkoxy group or the like. Further, Ph (phenyl group) in the formulae may have a substituent.

25 **[0015]** With reference to the chiral copper catalyst as described above according to the invention, a complex may previously be prepared by using a copper compound and a chiral organic molecule and, then, used as a catalyst, or the copper compound and the chiral organic molecule may be mixed with each other in a reaction system and, then, used. As far as a ratio in use as a catalyst is concerned, the copper compound or the complex of the copper compound and the chiral organic molecule is used at a rate of ordinarily from about 0.5 to about 30% by mol against the imine compound.

30 **[0016]** The imine compound to be used in the reaction may have any one of various types of structures. For example, such imine compound as this is represented by the above-described formula (1). This article has an ester bond portion and reference mark R¹ in the formula represents a hydrocarbon group which may have a substituent. The hydrocarbon group may be any one of various types of hydrocarbon groups, for example, a chain or an alicyclic hydrocarbon group, an aromatic hydrocarbon group and mixtures thereof. As for such substituents, so long as they do not interfere with the nucleophilic addition reaction, the hydrocarbon group may appropriately have any one of various types of substituents such as a hydrocarbon group such as an alkyl group, an alkoxy group, a sulfide group, a cyano group, a nitro group, and an ester group.

35 **[0017]** Further, reference mark R³ may be, as described above, R⁰-CO- or R⁰-O-CO-, in which R⁰ may appropriately be selected from among hydrocarbon groups which each may have a substituent.

40 **[0018]** The enamide compound as a counterpart can, for example, be represented by the above-described formula (2). As for characteristics thereof, it has an amide bond or a carbamate bond. As for reference marks in the formula, R³ represents a hydrocarbon group which may have a substituent or a hydrocarbon group which may have a substituent to be bonded via an oxygen atom; and R⁵ and R⁶ may be same with or different from each other and each represent a hydrogen atom or a hydrocarbon group which may have a substituent, in which at least one of them represents a hydrogen atom.

45 **[0019]** The hydrocarbon group may be any one of various types of hydrocarbon groups in a same manner as described above, for example, an aliphatic hydrocarbon group, an alicyclic hydrocarbon group, an aromatic hydrocarbon group and mixtures thereof. As for such substituents, various types of substituents such as a hydrocarbon group such as an alkyl group, a halogen atom, an alkoxy group, a sulfide group, a cyano group, a nitro group, and an ester group are appropriately be considered.

50 **[0020]** Further, as for reference mark R³, a hydrocarbon group which is bonded via an oxygen atom such as -OEt, -O^tBu, or -OBn is appropriately illustrated. As for reference mark R⁴, an article having a substituent such as a phenyl group, a naphthyl group, or any one of these groups each having a substituent such as a halogen atom, an alkyl group, or an alkoxy group is favorably illustrated.

55 **[0021]** In the nucleophilic addition reaction of the imine compound to imino (-CH=N-), an appropriate organic solvent, for example, a halogenated hydrocarbon, any one of nitriles, or any one of ethers may be used and, in a reaction temperature, a range of from about -20°C to about 40°C can appropriately be adopted. A ratio of the imine compound to the enamide compound to be used in an atmosphere of the air or in an inert atmosphere can appropriately be set to be in the range of from about 0.1 to about 10 in terms of a molar ratio.

[0022] In the nucleophilic addition reaction of the enamide compound, when a reaction between the imine compound

represented by the above-described formula (1) and the enamide compound represented by the above-described formula (2) is taken as an example, an optically active α -amino- γ -imino acid ester represented by the above-described formula (3) is enantioselectively generated.

[0023] By either without isolating or isolating this compound, an acid treatment, for example, an acid treatment by using an aqueous solution of HCl, HBr or the like is performed, to thereby obtain the optically active α -amino- γ -keto acid ester represented by the above-described formula (4) at high yield and with excellent enantioselectivity.

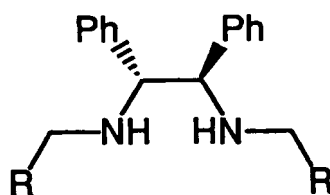
[0024] Further, on the other hand, without performing the acid treatment but performing a reduction treatment, the α , γ -diamino acid ester represented by the above-described formula (5) can be obtained at high yield and with excellent enantioselectivity in a same manner as described above. The reduction treatment on this occasion can use, for example, a boron reducing agent compound, any one of other metal hydrides or a metallic hydrogen complex compound. Then, the thus-generated α , γ -diamino acid ester can favorably be converted into any one of γ -lactams as represented by the above-described formula (6) by removing an acyl group on an amino group by an appropriate method (for example, catalytic hydrogen reduction or the like, when the acyl group is a benzyloxycarbonyl group).

[0025] Hereinafter, the present invention is described in detail with reference to embodiments. It goes without saying that the present invention is not limited to these embodiments.

Examples

<Example 1>

[0026] Cu(OTf)₂ (7.2 mg, 0.020 mmol) was dried for 2 hours at 100°C under a vacuum and, then, added with a chiral diamine ligand (10.8 mg, 0.022 mmol) represented by the following formula:



in which R represents a 1-naphthyl group in an argon atmosphere and, thereafter, added with CH₂Cl₂ (1.5 ml). The resultant light blue solution was stirred for 2 hours or more and, further, added with CH₂Cl₂ (1.7 ml) and, then, cooled to 0°C.

[0027] Next, the resultant mixed solution was added with a CH₂Cl₂ (0.8 ml) solution of enamide represented by the formula (2) shown in Table 1 and, then, gradually added with a CH₂Cl₂ (2.0 ml) solution of an imine compound (0.20 mmol) represented by the formula (1) consuming 30 minutes and, thereafter, stirred for 15 minutes at 0°C.

[0028] The resultant reaction mixed solution was added with a saturated aqueous solution of NaHCO₃, to thereby terminate the reaction. Thereafter, the reaction mixed solution was allowed to have room temperature and subjected to extraction by using CH₂Cl₂. After the resultant organic phase was rinsed with a saturated saline solution, it was dried by dried magnesium sulfate anhydrous.

[0029] After the solvent was evaporated, the resultant residue was dissolved in EtOH (3.0 ml), added with a 48% aqueous HBr solution (0.3 ml) and, then, stirred for 1.5 minute at room temperature.

[0030] After the resultant reaction solution was added with an aqueous sodium hydrogen carbonate solution under an ice-cooled condition, it was subjected to extraction by using CH₂Cl₂ and, then, the resultant organic phase was subjected to a saturation rinse by using a saturated saline solution and, thereafter, dried by using magnesium sulfate anhydrous. Next, the solvent was evaporated therefrom to obtain a crude product. The crude product was purified by using silica gel chromatography.

[0031] In Table 1, reaction yield and ee (%) in accordance with the type of enamide are shown. On this occasion, the ee (%) was determined by an HPLC analysis.

Table 1

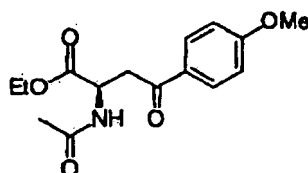
No.	Imine compound		Enamide compound			Yield (%)	ee (%)
	R ¹	R ²	R ³	R ⁴	R ⁵		
1	Et	COC ₁₁ H ₂₃	BnO	Ph	H, H	94	93
2	Et	COCH ₃	BnO	Ph	H, H	72	94

EP 1 707 559 A1

(continued)

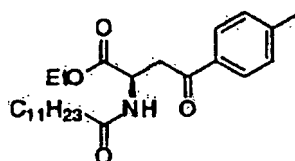
No.	Imine compound		Enamide compound			Yield (%)	ee (%)
	R ¹	R ²	R ³	R ⁴	R ⁵		
3	Bn	COC ₁₁ H ₂₃	BnO	Ph	H, H	89	91
4	Et	COC ₁₁ H ₂₃	Me	Ph	H, H	83	85
5	Et	COC ₁₁ H ₂₃	BnO	4-MeO-Ph	H, H	97	90
6	Et	COCH ₃	BnO	4-MeO-Ph	H, H	76	92
7	Et	COC ₁₁ H ₂₃	BnO	4-Cl-Ph	H, H	89	90
8	Et	COC ₁₁ H ₂₃	BnO	4-Me-Ph	H, H	93	91
9	Et	COC ₁₁ H ₂₃	BnO	2-naphthyl	H, H	83	88
10	Et	COCH ₃	BnO	2-naphthyl	H, H	76	91
11	Bn	COC ₁₁ H ₂₃	EtO	Me	H, H	84	83

[0032] Identification values of products of Nos. 6, 8, 9 and 10 are shown below.

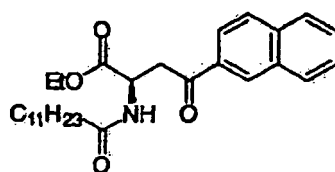


(2*R*)-Ethyl 2-Acetylamino-4-oxo-4-(4-methoxyphenyl)butyrate : $[\alpha]_D^{19}$ -108.02 (92% ee, c 1.61, CHCl₃); Mp. 117-118 °C; ¹H NMR (CDCl₃) δ = 1.23 (t, 3H, *J* = 7.1 Hz), 2.01 (s, 3H), 3.53 (dd, 1H, *J* = 3.9, 18.0 Hz), 3.70 (dd, 1H, *J* = 3.9, 18.0 Hz), 3.88 (s, 3H), 4.21 (q, 2H, *J* = 7.1 Hz), 4.93 (dt, 1H, *J* = 3.9, 7.7 Hz), 6.67 (d, 1H, *J* = 7.7 Hz), 6.94 (d, 2H, *J* = 8.9 Hz), 7.92 (d, 2H, *J* = 8.9 Hz); ¹³C NMR (CDCl₃) δ = 14.1, 23.2, 40.1, 48.4, 55.6, 61.7, 113.9, 129.1, 130.4, 164.0, 169.9, 171.3, 196.4; IR (neat) 1602, 1674, 1741 cm⁻¹; MS (EI) *m/z* = 293 (M⁺); HRMS (EI); Exact mass calcd for C₁₅H₁₉NO₅ [M]⁺, 293.1263.

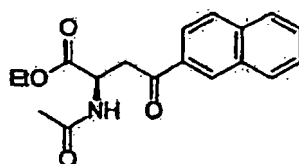
[0033] Found 293.1273; HPLC, Daicel Chiralcel AD+AD+AD, hexane/*i*PrOH = 4/1, flow rate = 0.75 mL/min : *t_R* = 66.5 min (*S*), *t_R* = 70.4 min (*R*).



(2*R*)-2-Dodecanoylamino-4-oxo-4-*p*-tolyl-butyric acid ethyl ester : $[\alpha]_D^{27}$ -55.3 (91% ee, c 1.70, CHCl₃); Mp. 60-60.5 °C; ¹H NMR (CDCl₃) δ = 0.88 (t, 3H, *J* = 6.6 Hz), 1.15-1.35 (m, 19H), 1.55-1.68 (m, 2H), 2.14-2.27 (m, 2H), 2.41 (s, 3H), 3.56 (dd, 2H, *J* = 4.2, 18.1 Hz), 3.71 (dd, 2H, *J* = 4.1, 18.1 Hz), 4.20 (q, 2H, *J* = 7.1 Hz), 4.96 (dt, 1H, *J* = 4.2, 8.0 Hz), 6.67 (d, 1H, *J* = 8.0 Hz), 7.26 (apparent d, 2H, *J* = 7.8 Hz), 7.83 (apparent d, 2H, *J* = 8.3 Hz); ¹³C NMR (CDCl₃) δ = 13.9, 14.0, 21.5, 22.5, 25.5, 29.0, 29.2, 29.3, 29.5, 31.8, 36.4, 40.3, 48.1, 61.5, 128.1, 129.3, 133.5, 144.5, 171.2, 172.8, 197.4; IR (neat) 3310, 2925, 2854, 1742, 1682, 1653, 1607, 1523, 1466, 1407, 1367, 1289, 1207, 1182, 1040, 811 cm⁻¹; HRMS (FAB); Exact mass calcd for C₂₅H₄₀NO₄ [M+H]⁺, 418.2957. Found 418.2958. Anal. Calcd for C₂₅H₃₉NO₄: C, 71.91; H, 9.41; N, 3.35. Found: C, 71.68; H, 9.49; N, 3.72.; HPLC, Daicel Chiralcel AD, hexane/*i*PrOH = 9/1, flow rate = 0.5 mL/min : *t_R* = 19.8 min (2*S*), *t_R* = 22.7 min (2*R*).



10 **(2R)-2-Dodecanoylamino-4-naphthalen-2-yl-4-oxo-butylric acid ethyl ester** : $[\alpha]_D^{19}$ -45.7 (88% ee, c 0.615, CHCl_3); Mp. 75.0-76.0 °C; $^1\text{H NMR}$ (CDCl_3) δ = 0.87 (t, 3H, J = 6.8 Hz), 1.10-1.35 (m, 19H), 1.54-1.66 (m, 2H), 2.14-2.30 (m, 2H), 3.75 (dd, 1H, J = 4.1, 18.0 Hz), 3.88 (dd, 1H, J = 4.1, 18.0 Hz), 4.22 (q, 2H, J = 7.1 Hz), 5.02 (dt, 1H, J = 4.1, 7.8 Hz), 6.68 (d, 1H, J = 7.8 Hz), 7.30-7.40 (m, 1H), 7.50-7.65 (m, 2H), 7.85-8.00 (m, 4H); $^{13}\text{C NMR}$ (CDCl_3) δ = 14.0, 14.0, 22.6, 23.5, 29.1, 29.2, 29.2, 29.4, 29.5, 31.8, 36.5, 40.5, 48.3, 61.7, 66.8, 123.4, 126.9, 127.7, 128.0, 128.1, 128.5, 128.6, 128.8, 129.6, 130.2, 132.4, 133.3, 135.8, 111.2, 173.0, 197.9; IR (neat) 3333, 3060, 2922, 2852, 1733, 1684, 1644, 1545, 1468, 1401, 1366, 1230, 1173, 1126, 1047, 815, 749, 668, 566 cm^{-1} ; HRMS (EI); Exact mass calcd for $\text{C}_{28}\text{H}_{39}\text{NO}_4[\text{M}]^+$, 453.2879. Found 453.2885; HPLC, Daicel Chiralcel AD, hexane/ PrOH =19/1, flow rate = 1.0 mL/min: t_R = 29.6 min (S). t_R = 36.3 min (R).



30 **(2R)-2-Acetylamino-4-naphthalen-2-yl-4-oxo-butylric acid ethyl ester** : $[\alpha]_D^{27}$ -81.9 (91% ee, c 0.835, CHCl_3); Mp. 94-95 °C; $^1\text{H NMR}$ (CDCl_3) δ = 1.23 (t, 3H, J = 7.2 Hz), 2.03 (s, 3H), 3.75 (dd, 2H, J = 3.9, 18.1 Hz), 3.87 (dd, 2H, J = 4.2, 18.1 Hz), 4.22 (q, 2H, J = 7.2 Hz), 5.02 (dt, 1H, J = 3.9, 8.0 Hz), 6.79 (d, 1H, J = 8.0 Hz), 7.50-7.65 (m, 2H), 7.85-7.90 (m, 2H), 7.92-8.00 (m, 2H), 8.46 (s, 1H); $^{13}\text{C NMR}$ (CDCl_3) δ = 14.0, 23.0, 40.5, 48.4, 61.6, 123.3, 126.9, 127.7, 128.5, 128.7, 129.5, 130.2, 132.3, 133.2, 135.7, 169.9, 171.1, 197.9; IR (neat) 3289, 3059, 2983, 2935, 1736, 1677, 1541, 1469, 1372, 1281, 1214, 1191, 1124, 1022, 944, 859, 822 cm^{-1} ; LRMS (FAB) m/z = 314 ($\text{M}+\text{H}^+$); Anal. Calcd for $\text{C}_{19}\text{H}_{19}\text{NO}_4$: C, 68.99; H, 6.11; N, 4.47. Found: C, 68.89; H, 6.22; N, 4.32.; HPLC, Daicel Chiralcel AD, hexane/ PrOH = 4/1, flow rate = 1.0 mL/min : t_R = 13.0 min (2S), t_R = 15.6 min (2R).

<Example 2>

40 **[0034]** In the synthesis of the product of No. 1 in Example 1, a chiral ligand in which R in the above-described formula represents 3,5-di- $^i\text{BuC}_6\text{H}_3$ was used.

[0035] The yield of the product of No. 1 was 92% and ee (%) was 93.

<Example 3>

45 **[0036]** In the synthesis of the product of No. 1 in Example 1, a reaction was performed by using a compound in which $\text{R}^1=\text{Et}$ and $\text{R}^2=\text{OC}(\text{CH}_3)_3$ as an imine compound and a chiral diamine ligand in which R represents a 2-MeO- C_6H_4 group in the above-described formula.

[0037] The yield of the product was 78% and ee (%) was 87.

<Example 4>

50 **[0038]** In the synthesis of the product of No. 11 in Example 1, a chiral diamine ligand in which R represents a 3,5-di- $^i\text{BuC}_6\text{H}_3$ group in the above-described formula was used.

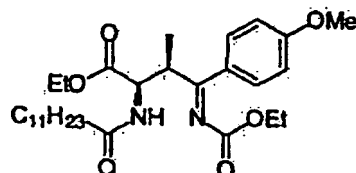
55 **[0039]** The yield of the product of No. 11 was 81 % and ee (%) was 84.

EP 1 707 559 A1

<Example 5>

[0040] A nucleophilic addition reaction was performed in a same manner as in Example 1 by using an imine compound in which R¹=Et, and R²=COC₁₁H₂₃ in the formula (1) and an enamide compound in which R³=Et, R⁴=4MeO-Ph, R⁵=H, R⁶=Me(E/Z=>99/<1) in the formula (2). The product was isolated without performing an acid treatment using aqueous HBr solution.

[0041] The compound described below was obtained with results of yield of 77%, syn/anti of 86/14 and 94% ee (syn).



(2*R*,3*R*)-2-Dodecanoylamino-4-ethoxycarbonylimino-4-(4-methoxy-phenyl)-3-methyl-butyrac acid ethyl ester (syn/anti = 86/14): ¹H NMR (CDCl₃) δ = 0.88 (t, 3H, *J* = 6.5 Hz), 1.10-1.40 (m, 25H), 1.50-1.75 (m, 2H), 2.10-2.36 (m, 2H), 3.60-3.75 (m, 1H), 3.82 (s, 3H), 4.0-4.3 (m, 4H), 4.75 (dd, 1Hx5/6, *J* = 4.6, 7.9 Hz), 4.94 (dd, 1Hx1/6, *J* = 4.4, 9.2 Hz), 6.26 (d, 1Hx5/6, *J* = 7.9 Hz), 6.76 (d, 1Hx1/6, *J* = 9.2 Hz), 6.80-7.00 (m, 2H), 7.44 (apparent d, 2H, *J* = 8.6 Hz); HRMS (EI); Exact mass calcd for C₂₉H₄₆N₂O₆ [M]⁺, 518.3356. Found 518.3350; HPLC, Daicel Chiraicel AD+AD, hexane/*i*PrOH = 9/1, flow rate = 0.7 mL/min: *t*_R = 33.4 min (2*S*, 3*R*), *t*_R = 36.0 min (2*S*, 3*S*), *t*_R = 41.4 min (2*R*, 3*S*), *t*_R = 54.4 min (2*R*, 3*R*).

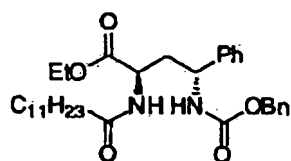
<Example 6>

[0042] A treatment as described below was performed in place of the acid treatment by using the aqueous HBr solution in Example 1.

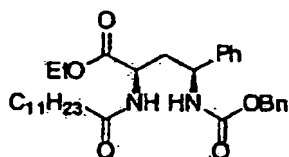
[0043] Namely, the residue was added with Et₂O (7.2 ml) and, then, cooled to -45°C and, thereafter, added with LiI (133.8 mg, 1.0 mmol) and, subsequently, stirred for 30 minutes. The resultant mixed solution was added with LiAlH (O^{*t*}Bu)₃ (254.3 mg, 1.0 mmol) and, then, stirred for 37 hours at -45°C.

[0044] Then, a reaction was terminated by being added with water and, then, further added with a 1N hydrochloric acid. The resultant solution was subjected to extraction by using ether and the resultant organic phase was rinsed with a saturated aqueous solution of sodium hydrogen carbonate and, subsequently, a saturated saline solution and, then, dried by using magnesium sulfate anhydrous.

[0045] The compound described below was obtained in an amount of 93.6 mg at a yield of 87%. A ratio of syn/anti was 14/86.



(2*R*,4*R*)-4-Senzyloxycarbonylamino-2-dodecanoylamino-4-phenyl-butyrac acid ethyl ester [α]_D²⁰ -2.0 (92% ee, c 0.465, CHCl₃); ¹H NMR (CDCl₃) δ=0.88 (t, 3H, *J* = 6.8 Hz), 1.14-1.38 (m, 19H), 1.48-1.68 (m, 2H), 2.15-2.42 (m, 4H), 4.00-4.20 (m, 2H), 4.54 (brs, 1H), 4.82 (brd, 1H, *J* = 4.9 Hz), 5.05 (d, 1H, *J* = 12.3 Hz), 5.09 (d, 1H, *J* = 12.3 Hz), 5.28 (brs, 1H), 6.19 (brs, 1H), 7.20-7.40 (m, 10H); ¹³C NMR (CDCl₃) δ = 14.0, 14.1, 22.6, 25.4, 29.2, 29.3, 29.3, 29.4, 29.5, 29.6, 31.8, 36.3, 50.1, 61.6, 66.8, 126.5, 127.8, 128.0, 128.0, 128.1, 128.4, 128.5, 128.7, 136.3, 155.7, 171.9, 173.1; IR (neat) 3230, 2925, 2854, 2079, 1715, 1654, 1538, 1455, 1254, 1043, 699, 668, 548 cm⁻¹, HRMS (EI) Exact mass calcd for C₃₂H₄₆N₂O₅ [M]⁺, 538.3407. Found 538.3398; Anal. Calcd for C₃₂H₄₆N₂O₅; C, 71.34; H, 8.61; N, 5.20. Found: C, 71.11; H, 8.73; N, 5.06; HPLC, Daicel Chiralcel ODH+ODH, hexane/*i*PrOH = 4/1, flow rate = 0.2 mL/mm : *t*_R = 49.0 min (2*R*), *t*_R = 53.9 min (2*S*).



5

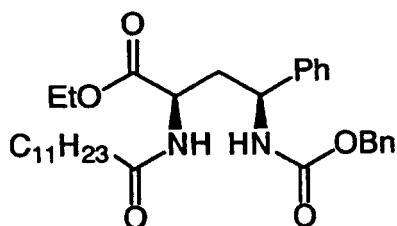
(2R, 4S)-4-Benzoyloxycarbonylamino-2-dodecanoylamino-4-phenyl-butyric acid ethyl ester [α] ^{18}D -53.6 (92% ee, c 0.225, CHCl_3); Mp. 98-99 °C; ^1H NMR (CDCl_3) δ = 0.88 (t, 3H, J = 6.6 Hz), 1.18-1.36 (m, 19H), 1.54-1.70 (m, 2H); 4.10-4.26 (m, 2H), 4.62-4.76 (m, 1H), 4.82-4.94 (m, 1H), 5.09 (s, 2H), 5.53 (d, 1H, J = 8.3 Hz), 6.52 (d, 1H, J = 7.6 Hz), 7.20-7.40 (m, 10H); ^{13}C NMR (CDCl_3) δ = 14.1, 14.2, 22.7, 25.5, 29.2, 29.3, 29.3, 29.5, 29.6, 31.9, 36.5, 38.6, 49.6, 51.2, 61.8, 67.0, 126.1, 127.7, 128.1, 128.5, 128.8, 136.2, 141.3, 156.0, 172.1, 173.2; IR (neat) 3319, 2923, 2852, 1733, 1691, 1650, 1550, 1454, 1248, 1053 cm^{-1} ; HRMS (EI); Exact mass calcd for $\text{C}_{32}\text{H}_{46}\text{N}_2\text{O}_5$ [M] $^+$, 538.3407. Found 538.3411; Anal. Calcd for $\text{C}_{32}\text{H}_{46}\text{N}_2\text{O}_5$: C, 71.34; H, 8.61; N, 5.20. Found: C, 71.12; H, 8.67; N, 5.09; HPLC, Daicel Chiralcel AD, hexane/ i PrOH = 9/1, flow rate = 0.8 mL/min : t_{R} = 10.2 min (2R), t_{R} = 16.0 min (2S).

15

<Example 7>

[0046] γ -lactams were synthesized from the product represented by the following formula in Example 6:

20



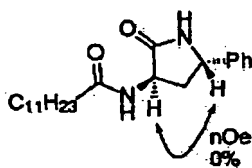
25

30

[0047] Namely, an AcOEt (2.0 ml) solution of the product (26.5 mg, 0.0492 mmol) was added with 5% Pd/C (10.5 mg, 10% by mol) at room temperature. An argon gas in the atmosphere was replaced with an H_2 gas and the resultant mixed solution was stirred for from 15 to 24 hours. Pd/C was filtered out and, then, a filtrate was subjected to vacuum concentration, to thereby obtain a crude product. The thus-obtained crude product was purified by using silica gel chromatography and, as a result, a compound as described below was obtained.

35

40



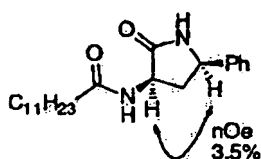
45

(3R, 5S)-Dodecanoic acid (2-oxo-5-phenyl-pyrrolidin-3-yl)-amide [α] ^{30}D +13.9 (90% ee, c 0.405, CHCl_3); Mp. 118-119 °C; ^1H NMR (CDCl_3) δ = 0.88 (t, 3H, J = 6.6 Hz), 1.20-1.35 (m, 16H), 1.54-1.68 (m, 2H), 2.21 (t, 2H, J = 7.6 Hz), 2.43 (dt, 1H, J = 9.3, 13.0 Hz), 2.60-2.75 (m, 1H), 4.40-4.54 (m, 1H), 4.82 (d, 1H, J = 8.5 Hz), 6.23 (s, 1H), 6.62 (d, 1H, J = 14.4 Hz), 7.20-7.40 (m, 5H); ^{13}C NMR (CDCl_3) δ = 14.1, 22.7, 25.6, 29.3, 29.3, 29.4, 29.5, 29.6, 31.9, 36.3, 38.5, 49.5, 55.0, 125.4, 127.9, 129.0, 141.7, 173.9, 175.9; IR (neat) 3295, 3221, 2920, 2850, 1701, 1646, 1556, 1542, 1507, 1458, 1282, 760, 698 cm^{-1} ; HRMS (FAB); Exact mass calcd for $\text{C}_{22}\text{H}_{35}\text{N}_2\text{O}_2$ [$\text{M}+\text{H}$] $^+$, 359.2698. Found 359.2713; HPLC, Daicel Chiralcel ADH, hexane/ i PrOH = 4/1, flow rate = 0.4 mL/min : t_{R} = 15.2 min (3S), t_{R} = 22.7 min (3R).

50

[0048] Further, a compound as described below was obtained from another product in Example 6 in a same manner as described above.

55



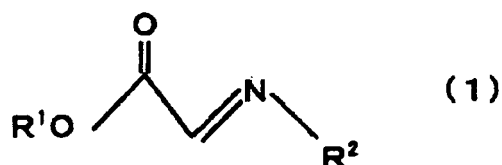
5
10
15
(3R, 5R)-Dodecanoic acid (2-oxo-5-phenyl-pyrrolidin-3-yl)-amide [α] ^{30}D -40.8(91% ee, c 0.345, CHCl_3); Mp. 126-127°C; ^1H NMR (CDCl_3) δ = 0.85 (t, 3H, J = 6.6 Hz), 1.15-1.36 (m, 16H), 1.55-1.70 (m, 2H), 1.70-1.85 (m, 1H), 2.17-2.27 (m, 2H), 3.10-3.23 (m, 1H), 4.49 (ddd, 1H, J = 5.3, 7.9, 11.4 Hz), 4.65 (dd, 1H, J = 5.9, 9.7 Hz), 5.91 (s, 1H), 6.08 (d, 1H, J = 4.6 Hz), 7.25-7.40 (m, 5H); ^{13}C NMR (CDCl_3) δ = 14.1, 22.7, 25.5, 29.2, 29.3, 29.4, 29.6, 31.9, 36.4, 41.0, 51.9, 55.3, 126.0, 128.5, 129.1, 140.5, 173.8, 174.8, IR (neat) 3297, 3249, 2922, 2852, 1699, 1643, 1541, 1457, 1420, 1295, 1242, 1082, 759, 699 cm^{-1} ; HRMS (FAB); Exact mass calcd for $\text{C}_{22}\text{H}_{35}\text{N}_2\text{O}_2$ [$\text{M}+\text{H}$] $^+$. 359.2698. Found 359.2702.; HPLC, Daicel Chiralcel ADH, hexane/ PrOH = 4/1, flow rate = 0.4 mL/min : t_{R} = 13.5 min (3S), t_{R} = 18.2 min (3R).

Industrial Applicability

20
25
[0049] As has been described above in detail, according to the present invention, there is provided a novel method of an enantioselective nucleophilic addition reaction to an imine compound which enables an asymmetric synthesis of an α -amino- γ -keto acid ester, an α , γ -diamino acid ester or the like which is useful as a raw material or a synthesis intermediate for producing a pharmaceutical preparation, an agricultural chemical, a fragrance, a functional polymer or the like. Further, there is provided a novel method for synthesizing any one of optically active γ -lactams as an application thereof.

Claims

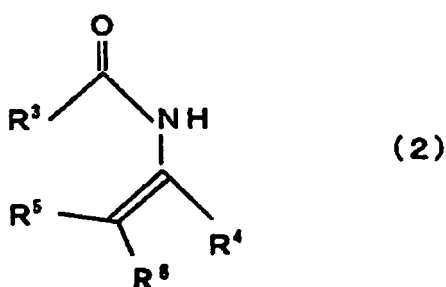
- 30
35
40
45
50
1. A method of an enantioselective nucleophilic addition reaction of enamide, which is a method of a nucleophilic addition reaction of an enamide compound accompanied by generation of an amino group to an imino group ($-\text{CH}=\text{N}-$) of an imine compound, being **characterized by** allowing the reaction to be performed in the presence of a chiral copper catalyst.
2. The method of the enantioselective nucleophilic addition reaction of enamide according to Claim 1, being **characterized in that** the chiral copper catalyst is constituted by a copper compound which is a salt of an organic or inorganic acid or a complex or composite of the salt, and a chiral diamine ligand.
3. The method of the enantioselective nucleophilic addition reaction of enamide according to Claim 2, being **characterized in that** the chiral diamine ligand has an ethylene diamine structure as a portion thereof.
4. A method for synthesizing an optically active α -amino- γ -imino acid ester, which is the method of the enantioselective nucleophilic addition reaction of enamide according to any one of Claims 1 to 3, being **characterized in that** the imine compound is represented by the following formula (1):



55
(wherein R^1 represents a hydrocarbon group which may have a substituent; R^2 represents an $\text{R}^\circ\text{-CO-}$ or $\text{R}^0\text{-O-CO-}$ group, wherein R^0 represents a hydrocarbon group which may have a substituent); and the enamide compound is represented by the following formula (2):

5

10

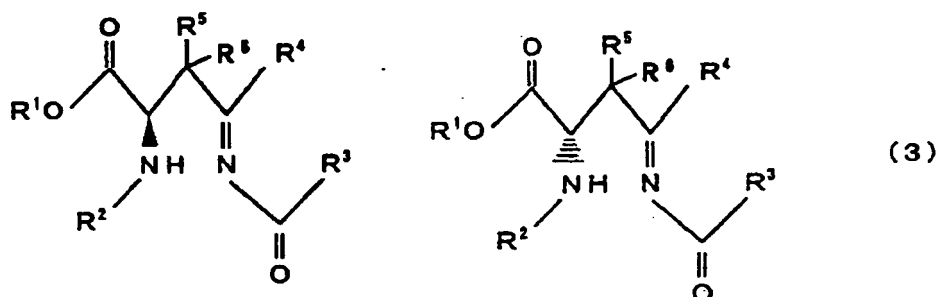


15

(wherein R^3 represents a hydrocarbon group which may have a substituent or a hydrocarbon group which may have a substituent to be bonded via an oxygen atom; R^4 represents a hydrocarbon group which may have a substituent; and R^5 and R^6 may be same with or different from each other and each represent a hydrogen atom or a hydrocarbon group which may have a substituent, wherein at least one of them represents a hydrogen atom), and generates a compound represented by at least one of the following formulae (3):

20

25



30

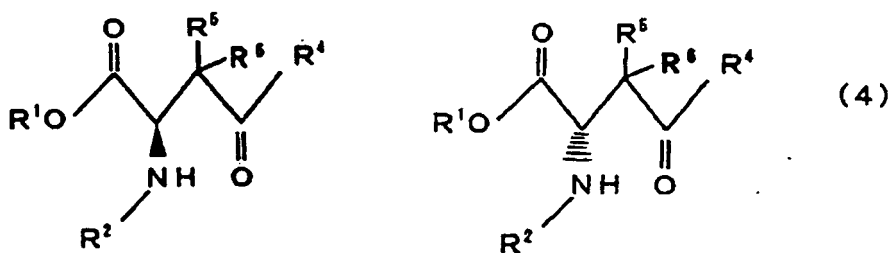
(wherein R^1 , R^2 , R^3 , R^4 , R^5 and R^6 each represent same article as described above).

35

5. A method for synthesizing an optically active α -amino- γ -keto acid ester, being **characterized in that**, after the nucleophilic addition reaction according to Claim 4, an acid treatment is performed, to thereby generate a compound represented by at least one of the following formulae (4):

40

45



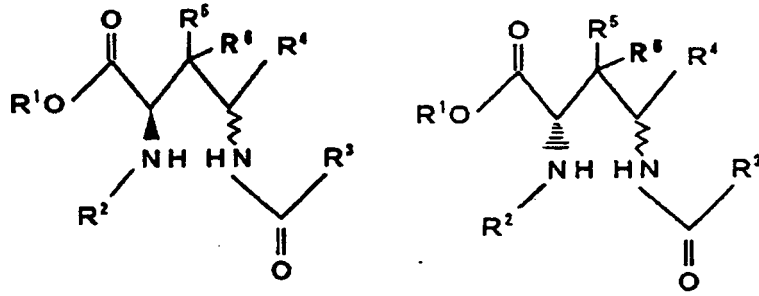
50

(wherein R^1 , R^2 , R^4 , R^5 and R^6 each represent same article as described above).

55

6. A method for synthesizing an optically active α , γ -diamino acid ester, being **characterized in that**, after the nucleophilic addition reaction according to Claim 4, a reduction treatment is performed, to thereby generate a compound represented by at least one of the following formulae (5):

5



(5)

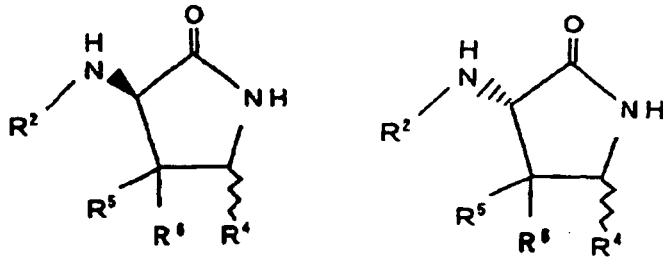
10

(wherein R¹, R², R³, R⁴, R⁵ and R⁶ each represent same article as described above).

15

7. A method for synthesizing optically active γ -lactams, being **characterized in that** an acyl group of a γ -amino group of the optically active α , γ -diamino acid ester synthesized by the method according to Claim 6 is removed, to thereby generate a compound represented by at least one of the following formulae (6):

20



25

(6)

30

(wherein R², R⁴, R⁵ and R⁶ each represent same article as described above).

35

40

45

50

55

EP 1 707 559 A1

INTERNATIONAL SEARCH REPORT

International application No.

PCT/JP2005/001282

<p>A. CLASSIFICATION OF SUBJECT MATTER Int.Cl⁷ C07C231/12, B01J31/22, C07B53/00, C07C233/47, C07C269/06, C07C271/22, C07C207/273//C07B61/00, C07M7:00</p> <p>According to International Patent Classification (IPC) or to both national classification and IPC</p>													
<p>B. FIELDS SEARCHED</p> <p>Minimum documentation searched (classification system followed by classification symbols) Int.Cl⁷ C07C231/12, B01J31/22, C07B53/00, C07C233/47, C07C269/06, C07C271/22, C07C207/273//C07B61/00, C07M7:00</p> <p>Documentation searched other than minimum documentation to the extent that such documents are included in the fields searched Jitsuyo Shinan Koho 1922-1996 Jitsuyo Shinan Toroku Koho 1996-2005 Kokai Jitsuyo Shinan Koho 1971-2005 Toroku Jitsuyo Shinan Koho 1994-2005</p> <p>Electronic data base consulted during the international search (name of data base and, where practicable, search terms used) CA (STN), REGISTRY (STN)</p>													
<p>C. DOCUMENTS CONSIDERED TO BE RELEVANT</p> <table border="1"> <thead> <tr> <th>Category*</th> <th>Citation of document, with indication, where appropriate, of the relevant passages</th> <th>Relevant to claim No.</th> </tr> </thead> <tbody> <tr> <td>A</td> <td>JP 2003-260363 A (Japan Science and Technology Corp.), 16 September, 2003 (16.09.03), Claims; examples (Family: none)</td> <td>1-7</td> </tr> <tr> <td>A</td> <td>JP 2003-260366 A (Japan Science and Technology Corp.), 16 September, 2003 (16.09.03), Claims; examples (Family: none)</td> <td>1-7</td> </tr> <tr> <td>A</td> <td>JP 2003-261528 A (Japan Science and Technology Corp.), 19 September, 2003 (19.09.03), Claims; examples & EP 1491525 A1</td> <td>1-7</td> </tr> </tbody> </table>		Category*	Citation of document, with indication, where appropriate, of the relevant passages	Relevant to claim No.	A	JP 2003-260363 A (Japan Science and Technology Corp.), 16 September, 2003 (16.09.03), Claims; examples (Family: none)	1-7	A	JP 2003-260366 A (Japan Science and Technology Corp.), 16 September, 2003 (16.09.03), Claims; examples (Family: none)	1-7	A	JP 2003-261528 A (Japan Science and Technology Corp.), 19 September, 2003 (19.09.03), Claims; examples & EP 1491525 A1	1-7
Category*	Citation of document, with indication, where appropriate, of the relevant passages	Relevant to claim No.											
A	JP 2003-260363 A (Japan Science and Technology Corp.), 16 September, 2003 (16.09.03), Claims; examples (Family: none)	1-7											
A	JP 2003-260366 A (Japan Science and Technology Corp.), 16 September, 2003 (16.09.03), Claims; examples (Family: none)	1-7											
A	JP 2003-261528 A (Japan Science and Technology Corp.), 19 September, 2003 (19.09.03), Claims; examples & EP 1491525 A1	1-7											
<p><input type="checkbox"/> Further documents are listed in the continuation of Box C. <input type="checkbox"/> See patent family annex.</p>													
<p>* Special categories of cited documents:</p> <table border="0"> <tr> <td style="vertical-align: top;"> <p>"A" document defining the general state of the art which is not considered to be of particular relevance</p> <p>"E" earlier application or patent but published on or after the international filing date</p> <p>"L" document which may throw doubts on priority claim(s) or which is cited to establish the publication date of another citation or other special reason (as specified)</p> <p>"O" document referring to an oral disclosure, use, exhibition or other means</p> <p>"P" document published prior to the international filing date but later than the priority date claimed</p> </td> <td style="vertical-align: top;"> <p>"T" later document published after the international filing date or priority date and not in conflict with the application but cited to understand the principle or theory underlying the invention</p> <p>"X" document of particular relevance; the claimed invention cannot be considered novel or cannot be considered to involve an inventive step when the document is taken alone</p> <p>"Y" document of particular relevance; the claimed invention cannot be considered to involve an inventive step when the document is combined with one or more other such documents, such combination being obvious to a person skilled in the art</p> <p>"&" document member of the same patent family</p> </td> </tr> </table>		<p>"A" document defining the general state of the art which is not considered to be of particular relevance</p> <p>"E" earlier application or patent but published on or after the international filing date</p> <p>"L" document which may throw doubts on priority claim(s) or which is cited to establish the publication date of another citation or other special reason (as specified)</p> <p>"O" document referring to an oral disclosure, use, exhibition or other means</p> <p>"P" document published prior to the international filing date but later than the priority date claimed</p>	<p>"T" later document published after the international filing date or priority date and not in conflict with the application but cited to understand the principle or theory underlying the invention</p> <p>"X" document of particular relevance; the claimed invention cannot be considered novel or cannot be considered to involve an inventive step when the document is taken alone</p> <p>"Y" document of particular relevance; the claimed invention cannot be considered to involve an inventive step when the document is combined with one or more other such documents, such combination being obvious to a person skilled in the art</p> <p>"&" document member of the same patent family</p>										
<p>"A" document defining the general state of the art which is not considered to be of particular relevance</p> <p>"E" earlier application or patent but published on or after the international filing date</p> <p>"L" document which may throw doubts on priority claim(s) or which is cited to establish the publication date of another citation or other special reason (as specified)</p> <p>"O" document referring to an oral disclosure, use, exhibition or other means</p> <p>"P" document published prior to the international filing date but later than the priority date claimed</p>	<p>"T" later document published after the international filing date or priority date and not in conflict with the application but cited to understand the principle or theory underlying the invention</p> <p>"X" document of particular relevance; the claimed invention cannot be considered novel or cannot be considered to involve an inventive step when the document is taken alone</p> <p>"Y" document of particular relevance; the claimed invention cannot be considered to involve an inventive step when the document is combined with one or more other such documents, such combination being obvious to a person skilled in the art</p> <p>"&" document member of the same patent family</p>												
<p>Date of the actual completion of the international search 14 April, 2005 (14.04.05)</p>	<p>Date of mailing of the international search report 10 May, 2005 (10.05.05)</p>												
<p>Name and mailing address of the ISA/ Japanese Patent Office</p>	<p>Authorized officer</p>												
<p>Facsimile No.</p>	<p>Telephone No.</p>												

REFERENCES CITED IN THE DESCRIPTION

This list of references cited by the applicant is for the reader's convenience only. It does not form part of the European patent document. Even though great care has been taken in compiling the references, errors or omissions cannot be excluded and the EPO disclaims all liability in this regard.

Non-patent literature cited in the description

- *Journal of Combinatorial Chemistry*, 2001, vol. 3 (5), 401-403 [0003]
- *Org. Lett.*, 2002, vol. 4 (1), 143-145 [0003]
- *J. Am. Chem. Soc.*, 2003, vol. 125 (9), 2507-2515 [0003]