



(12) **EUROPEAN PATENT APPLICATION**
published in accordance with Art. 158(3) EPC

(43) Date of publication:
19.06.2002 Bulletin 2002/25

(51) Int Cl.7: **C01F 7/16**, B01J 23/02,
G01N 31/00, A01N 59/06,
H01B 1/06, H01B 1/08,
H01M 4/86

(21) Application number: **01921850.2**

(22) Date of filing: **16.04.2001**

(86) International application number:
PCT/JP01/03252

(87) International publication number:
WO 01/79115 (25.10.2001 Gazette 2001/43)

(84) Designated Contracting States:
**AT BE CH CY DE DK ES FI FR GB GR IE IT LI LU
MC NL PT SE TR**

- **HIRANO, Masahiro**
Tokyo 156-0043 (JP)
- **HAYASHI, Katsuro**
Kawasaki-shi, Kanagawa 213-0004 (JP)

(30) Priority: **18.04.2000 JP 2000122368**
26.02.2001 JP 2001049524

(74) Representative: **Wagner, Karl H., Dipl.-Ing. et al**
WAGNER & GEYER
Patentanwälte
Gewürzmühlstrasse 5
80538 München (DE)

(71) Applicant: **Japan Science and Technology
Corporation**
Kawaguchi-shi, Saitama 332-0012 (JP)

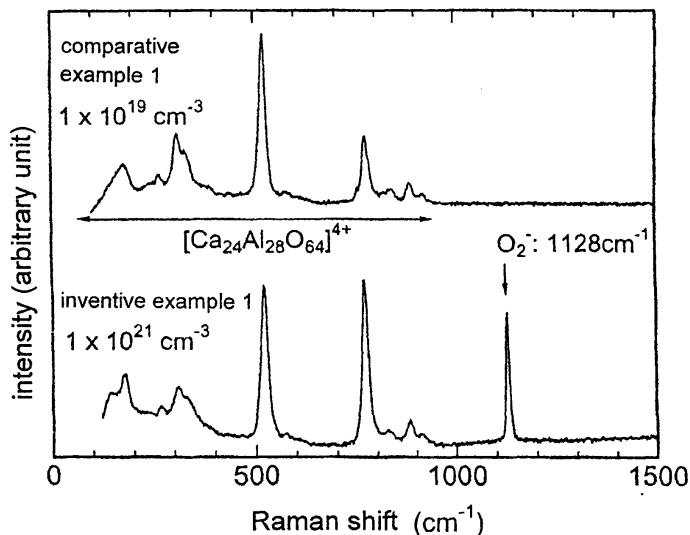
(72) Inventors:
• **HOSONO, Hideo**
Yamato-shi, Kanagawa 242-0001 (JP)

(54) **12CaO · 7Al₂O₃ COMPOUND CLATHRATING ACTIVE OXYGEN SPECIES AND METHOD FOR PREPARING THE SAME**

(57) The present invention provides a 12CaO · 7Al₂O₃ compound containing an O₂⁻ ion radical and/or an O⁻ ion radical in a high concentration of 10²⁰ cm⁻³ or

more. This compound can be used as an oxidization catalyst, antibacterial agent, ion conductor, or electrode material for solid-oxide fuel cells.

Fig. 4



Description

TECHNICAL FIELD

5 **[0001]** The present invention relates to a $12\text{CaO} \cdot 7\text{Al}_2\text{O}_3$ compound which is an oxide clathrating an O_2^- ion radical and an O^- ion radical as active oxygen species in a high concentration (hereinafter, these two ion radicals are referred collectively to as "active oxygen species"). The present invention also relates to a method for producing such a compound and to the use thereof.

10 BACKGROUND ART

[0002] An O_2^- ion radical is known as one of active oxygen species which has a key role in oxidizing processes of various organic and inorganic materials. Extensive researches have heretofore been made on O_2^- absorbed on the solid surface of an oxide compound (J. H. Lunsford, Catal, Rev. 8, 135, 1973, M. Che and A. J. Tench, Adv. Catal, 32, 1, 1983). In most of such researches, high-energy gamma rays are irradiated onto the surface of an oxide compound to create O_2^- ion radicals thereon.

[0003] RO_2 (R: alkali metal) is known as a crystal including an O_2^- ion radical as a constituent anion. However, the related compounds are unavailable for a certain application such as oxidation catalysts or ionic conductors, because all of the compounds will be readily decomposed even at a temperature of 300°C or less.

20 **[0004]** As compared to O_2^- ion radicals, O^- ion radicals have higher activity. Several articles have reported that a small amount of O^- ion radicals was included in alkali halide glasses, calcium-aluminosilicate glasses or the like (J. R. Bralsford et al., J. Chem. Physics, Vol. 49, pp 2237, 1968, H. Hosono et al., J. Am. Ceramic. Soc., 70, 867, 1987). However, there has not been known any crystal having an O^- ion radical as a constituent ion.

25 **[0005]** In 1970, H. B. Bartl et al. made a point that among sixty-six oxygens within a unit cell containing two molecules in a $12\text{CaO} \cdot 7\text{Al}_2\text{O}_3$ crystal, so-called C12A7, two oxygens of them existed within a space of each cage structure in the crystal as "free oxygens" without residing in a network of the crystal (H. B. Bartl and T. Scheller, Neues Jahrb. Mineral., Monatsh, 1970, 547).

30 **[0006]** Based on an electron spin resonance analysis, Hosono, one of the inventors, et al. have discovered that about $1 \times 10^{19} \text{ cm}^{-3}$ of O_2^- was clathrated in a $12\text{CaO} \cdot 7\text{Al}_2\text{O}_3$ crystal synthesized by reacting two raw materials, CaCO_3 and Al_2O_3 or CaCO_3 and $\text{Al}(\text{OH})_3$, in a solid phase reaction at a temperature of 1200°C in ambient atmosphere. They have proposed a model in which a part of free oxygens exists in each cage structure in the form of O_2^- (H. Hosono and Y. Abe, Inorg. Che. 26, 1193, 1987).

35 **[0007]** $12\text{CaO} \cdot 7\text{Al}_2\text{O}_3$ is inherently a stable oxide having a melting point of 1415°C . If a larger amount of active oxygen species can be clathrated in this oxide and then a reversible incorporation and release of oxygen can be achieved, the oxide would have a desirable availability for various purposes, such as oxidation catalysts or ionic conductors.

40 **[0008]** While one of the inventors, et al. have found out that O_2^- was clathrated in the $12\text{CaO} \cdot 7\text{Al}_2\text{O}_3$ crystal, the concentration of O_2^- was a relatively low value of 10^{19} cm^{-3} and any O^- ion radical having higher activity has not been identified. Further, any effective technique for controlling the amount of O_2^- and releasing/incorporating it from/into the crystal reversibly has not been achieved.

[0009] For using such a compound as high-efficiency oxidation catalysts or antibacterial agents, it is required to clathrate the active oxygen species in a higher concentration and to provide a reversible function for releasing the clathrated active oxygen species and incorporating oxygen from outside. It is also necessary to establish a technique for quantitatively analyzing the concentration of the clathrated active oxygen species.

45 DISCLOSURE OF INVENTION

50 **[0010]** The inventors have discovered that a $12\text{CaO} \cdot 7\text{Al}_2\text{O}_3$ compound clathrating active oxygen species in a high concentration of 10^{20} cm^{-3} or more is obtained by preparing a raw material including calcium and aluminum mixed with each other in an atomic equivalent ratio of approximately 12 : 14 and then reacting the raw material in a solid phase reaction at a controlled temperature under a controlled atmosphere. The present invention is directed to such a compound itself, a method for producing the same, a method for releasing clathrated ions, and the use of the compound.

55 **[0011]** More specifically, the present invention provides a $12\text{CaO} \cdot 7\text{Al}_2\text{O}_3$ compound produced by preparing a raw material including calcium and aluminum mixed with each other in an atomic equivalent ratio of approximately 12 : 14, preferably a raw material including calcium carbonate and gamma-aluminum oxide mixed with each other in a molecular equivalent ratio of approximately 12 : 7, and then reacting the raw material in a solid phase reaction at a sintering temperature of 1200°C or more, preferably 1300°C , under an atmosphere with an oxygen partial pressure of 10^4 Pa or more and a water-vapor partial pressure of 10^2 Pa or less, preferably an oxygen partial pressure of 10^5 Pa or more

and a water-vapor partial pressure of 1 Pa or less. This compound can include 10^{20} cm⁻³ or more of clathrated active oxygen species. The amount of the clathrated active oxygen species can be determined by an electron spin resonance analysis and a Raman spectrum analysis.

[0012] When the sintering atmosphere is arranged in an oxygen partial pressure of 10^4 Pa or less and a water-vapor partial pressure of 10^2 Pa or more, the concentration of the clathrated active oxygen species will be less than 10^{20} cm⁻³. Further, even under a dry oxidation atmosphere with an oxygen partial pressure of 10^4 Pa or more and a water-vapor partial pressure of 10^2 Pa or less, when the sintering temperature is arranged in less than 1200°C, it will be difficult to synthesize the desired $12\text{CaO} \cdot 7\text{Al}_2\text{O}_3$ compound. Conversely, when the sintering temperature exceeds 1415°C, the raw material will be undesirably molten. Thus, it will also be hard to obtain the desired $12\text{CaO} \cdot 7\text{Al}_2\text{O}_3$ compound. In case of synthesizing the $12\text{CaO} \cdot 7\text{Al}_2\text{O}_3$ compound through a solid phase reaction, the mixture of calcium carbonate and gamma-aluminum oxide is suitable for the raw material. However, any combination of calcium hydroxide or calcium oxide and aluminum hydroxide or one of various aluminum oxides (alpha, gamma or theta aluminum oxide) may be used as the raw material to synthesize the above compound.

[0013] An electron spin resonance (ESR) spectrum (at 77 K) of the $12\text{CaO} \cdot 7\text{Al}_2\text{O}_3$ compound clathrating the active oxygen species is formed of a superposition of two spectrums; one defined by $g_x = 2.00$, $g_y = 2.01$ and $g_z = 2.04$, the other defined by $g_x = g_y = 2.05$ and $g_z = 2.00$. These g values correspond to those of O_2^- ion radicals and O^- ion radicals in the solid, respectively. Thus, it can be concluded that O_2^- ion radicals and O^- ion radicals are clathrated in the $12\text{CaO} \cdot 7\text{Al}_2\text{O}_3$ compound.

[0014] The absorption band shape in the ESR spectrum is symmetric at room temperature and becomes asymmetric at a low temperature of 77K. This indicates that O_2^- ion radicals and O^- ion radicals rotationally move within each cage structures at room temperature, while they are coupled electrostatically with and retained spatially by Ca^{2+} ions residing on each wall of the cage structures at low temperature. Each concentration of O_2^- ion radicals and O^- ion radicals can be quantitatively determined from the intensity of the absorption band.

[0015] In a Raman scattering spectrum of the above compound, a strong scattering peak is exhibited around 1130 cm⁻¹. This peak corresponds to the peak of O_2^- ion radicals which has been reported by K. Nakamoto et al. (K. Nakamoto, Infrared and Raman Spectra of Inorganic and Coordination Compound, 1978, Wiley). Since there is a certain dependence between the ESR absorption band and the Raman scattering intensity, the intensity of clathrated O_2^- ion radicals can be quantitatively determined from the Raman scattering intensity. When the above compound is heated at 1200°C or more under an oxygen partial pressure of 10^4 Pa or less or a water-vapor partial pressure of 10^2 Pa or more, the active oxygen species or oxygen molecules will be released from the compound.

BRIEF DESCRIPTION OF DRAWINGS

[0016]

Fig. 1 is a schematic diagram showing the crystal structure of $12\text{CaO} \cdot 7\text{Al}_2\text{O}_3$.

Fig. 2 is a graph showing an ESR spectrum of a compound obtained in an inventive example 1, at room temperature.

Fig. 3 is a graph showing an ESR spectrum (at 77K) of each compound obtained in the inventive example 1 and a comparative example 1.

Fig. 4 is a graph showing each Raman spectrum of the compounds obtained in the inventive example 1 and the comparative example 1.

Fig. 5 is a graph showing an analytical curve of temperature to release-gas intensity with a molecular mass/charge ratio = 32 in each of the $12\text{CaO} \cdot 7\text{Al}_2\text{O}_3$ compounds of the inventive example 1 and comparative example 1.

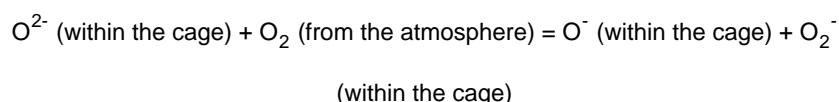
BEST MODE FOR CARRYING OUT THE INVENTION

[0017] As shown in Fig. 1, $12\text{CaO} \cdot 7\text{Al}_2\text{O}_3$ has a cubic crystal system with the space group 143d, and 2 molecules of $12\text{CaO} \cdot 7\text{Al}_2\text{O}_3$ exist in each unit lattice or unit cell of the crystal. $12\text{CaO} \cdot 7\text{Al}_2\text{O}_3$ has a melting point of 1415°C. The crystal has a structure in which Ca^{2+} ions are located on a network structure formed of polymerized tetrahedrons of AlO_4 . Each crystal lattice defines a space (cage) therewithin

[0018] That is, $2(12\text{CaO} \cdot 7\text{Al}_2\text{O}_3) = \text{Ca}_{24}\text{Al}_{28}\text{O}_{66} = [\text{Ca}_{24}\text{Al}_{28}\text{O}_{64}]^{4+} \cdot 2\text{O}^{2-}$. The O^{2-} is referred to as a free oxygen, which exists within the cage. Generally, the O^{2-} is coordinated by a cation all the time and thereby hardly to be free. However, in the $12\text{CaO} \cdot 7\text{Al}_2\text{O}_3$ crystal, the O^{2-} ion resides within the cage. Thus, the O^{2-} ion can be free without coupling with the cation. This state is referred to as "clathration". In this state, the O^{2-} ion is chemically active as in the state when absorbed on a solid surface.

[0019] The O^{2-} ion clathrated by the cage is confined within the cage so as to prevent any reaction with the outside atmosphere. However, in a high temperature of 1200°C or more, the size of the cage is thermally expanded. This allows oxygen molecules from the atmosphere to pass through the bottleneck of the cage. Consequently, the following

reaction will be caused.



5

[0020] Thus, a pair of $\text{O}^{\cdot -}$ and $\text{O}_2^{\cdot -}$ is generated from an oxygen ion O^{2-} residing in each of the unit cell as a result of the reaction with O_2 molecule. The $12\text{CaO} \cdot 7\text{Al}_2\text{O}_3$ compound clathrating $\text{O}^{\cdot -}$ and $\text{O}_2^{\cdot -}$ in a high concentration can be represented by $[\text{Ca}_{24}\text{Al}_{28}\text{O}_{64}]^{4+} \cdot m \text{O}_2^{\cdot -} \cdot m \text{O}^{\cdot -} \cdot (2 - m) \text{O}^{2-}$, where $m \leq 2$, and the $\text{O}_2^{\cdot -}$ and O^{2-} are clathrated within the cage.

10

[0021] By subjecting the compound to a heat treatment at a temperature of 1200°C or more under an atmosphere with an oxygen partial pressure of 10^4 Pa or less or a water-vapor partial pressure of 10^2 Pa or more, oxygen molecules from the atmosphere actively pass through the bottleneck of the cage. Thus, during the course of the transition of the concentration of the active oxygen ion radicals to a certain equilibrium concentration, the active oxygen ion radicals can be released from the cage to the atmosphere.

15

[0022] The $\text{O}_2^{\cdot -}$ ion radicals clathrated in the $12\text{CaO} \cdot 7\text{Al}_2\text{O}_3$ compound of the present invention can be quantitatively analyzed through the use of a scattering intensity caused by the $\text{O}_2^{\cdot -}$ ion radicals around a Raman shift of 1128 cm^{-1} .

[0023] The $\text{O}_2^{\cdot -}$ ion radicals and the $\text{O}^{\cdot -}$ ion radicals each clathrated in the $12\text{CaO} \cdot 7\text{Al}_2\text{O}_3$ compound can also be quantitatively analyzed through the use of two electron spin resonance absorption intensities; one defined by $g_x = 2.00$, $g_y = 2.01$ and $g_z = 2.04$, the other defined by $g_x = g_y = 2.05$ and $g_z = 2.00$.

20

(EXAMPLE)

[0024] The present invention will be more specifically described in connection with inventive examples and a comparative example.

25

Inventive Example 1

[0025] A powder of raw material including calcium carbonate and gamma-alumina mixed with each other in a molecular equivalent ratio of 12 : 7 was sintered at 1300°C under an atmosphere with an oxygen partial pressure of 1 Atm for two hours (sample 1). Through an X-ray diffraction analysis, the obtained sample 1 was verified as a $12\text{CaO} \cdot 7\text{Al}_2\text{O}_3$ compound. An ESR spectrum of the obtained compound was measured at each of room temperature and 77K.

30

[0026] Figs. 2 and 3 show ESR spectra of the obtained compound of the example 1 measured at room temperature and 77K, respectively. The wavelength of microwave used was 9.75 GHz. At room temperature, an absorption band having a symmetric shape with respect to a magnetic field intensity of 343 mT was observed. The g value was determined as 2.02. At 77K, an asymmetric absorption band was observed. Each of these absorption bands was formed of a superposition of one absorption band defined by $g_x = 2.002$, $g_y = 2.009$ and $g_z = 2.073$ arising from $\text{O}_2^{\cdot -}$ ion radicals, and another absorption band defined by $g_x = g_y = 2.042$ and $g_z = 2.001$ arising from $\text{O}^{\cdot -}$ ion radicals. Each concentration of the $\text{O}_2^{\cdot -}$ ion radicals and the $\text{O}^{\cdot -}$ ion radicals is quantitatively determined as $1 \times 10^{21} \text{ cm}^{-3}$ from respective intensities of the absorption bands.

35

40

Comparative Example 1

[0027] A powder of raw material including calcium carbonate and gamma-alumina mixed with each other in a molecular equivalent ratio of 12 : 7 was sintered at 1300°C in air for two hours (sample 2 or comparative example 1). Through an X-ray diffraction analysis, the obtained sample 2 was verified as a $12\text{CaO} \cdot 7\text{Al}_2\text{O}_3$ compound. Fig. 3 shows an ESR spectrum at 77K. In the comparative example 1 (sample 2), an absorption band is divided into three components, which are determined as $g_x = 2.009$, $g_y = 2.002$ and $g_z = 2.073$, respectively. This absorption band is caused by $\text{O}_2^{\cdot -}$ ion radicals, and the concentration of the $\text{O}_2^{\cdot -}$ ion radicals is quantitatively determined as $1 \times 10^{19} \text{ cm}^{-3}$.

45

50

[0028] A Raman spectrum was measured for each of the inventive example 1 (sample 1) and the comparative example 1 (sample 2). Fig. 4 shows the Raman spectra obtained from the inventive example 1 and the comparative example 1. In both the spectra, several scattering lines arising from $[\text{Ca}_{24}\text{Al}_{28}\text{O}_{64}]^{4+}$ were observed in the energy range of 1000 cm^{-1} or less. In the inventive example 1 (sample 1), an additional Raman peak arising from the $\text{O}_2^{\cdot -}$ ion radicals was observed at a Raman shift of 1128 cm^{-1} .

55

Inventive Example 2

[0029] A powder of raw material including calcium carbonate and gamma-alumina mixed with each other in a molecular equivalent ratio of 12 : 7 was sintered at 1300°C in room air for two hours (sample 1), and then additionally annealed at 1300°C under an atmosphere with an oxygen partial pressure of 1 Atm for two hours (sample 3). Through an X-ray diffraction analysis, the obtained sample 3 was verified as a $12\text{CaO} \cdot 7\text{Al}_2\text{O}_3$ compound. The concentration of O_2^- ion radicals included in the obtained $12\text{CaO} \cdot 7\text{Al}_2\text{O}_3$ compound was quantitatively determined from ESR and Raman-scattering spectra. The determined amount of the clathrated O_2^- ion radicals was $1 \times 10^{21} \text{ cm}^{-3}$. From the ESR spectrum, it was also proved that O^- ion radicals were clathrated by a concentration of $1 \times 10^{21} \text{ cm}^{-3}$.

Inventive Example 3

[0030] The $12\text{CaO} \cdot 7\text{Al}_2\text{O}_3$ compound obtained from the inventive example 1 was subjected to a heat treatment at 1300°C in air for two hours (sample 4). The concentration of O_2^- ion radicals included in the $12\text{CaO} \cdot 7\text{Al}_2\text{O}_3$ compound after the heat treatment was quantitatively determined from ESR and Raman-scattering spectra. The determined amount of the clathrated O_2^- ion radicals was $1 \times 10^{19} \text{ cm}^{-3}$. It is proved that the active oxygen species have been reduced by $3.8 - 0.02 = 3.75$ for each of the unit cell through the heat treatment. Most of these active oxygen species were released to the atmosphere.

[0031] The $12\text{CaO} \cdot 7\text{Al}_2\text{O}_3$ compound obtained from the inventive example 1 was subjected to an analysis for determining a release-gas intensity with increasing temperature. The measurement was done in a vacuum atmosphere. It was confirmed that the obtained compound of the inventive example 1 exhibited a sharply rising peak with a molecular mass/charge ratio = 32, and the active oxygen species were released from the compound. Fig. 5 shows an analytical curve of temperature to release-gas intensity with a molecular mass/charge ratio = 32 in each of the $12\text{CaO} \cdot 7\text{Al}_2\text{O}_3$ compounds obtained from the inventive example 1 and comparative example 1.

[0032] Concentrations of the active oxygens in the inventive examples and the comparative example will be shown in Table 1.

Table 1

	Conditions of Burning and heating	concentration of O_2^- ion radical (cm^{-3}) (per unit cell)	concentration of O^- ion radical (cm^{-3}) (per unit cell)
Inventive Example 1	In oxygen 1 Atm 1300°C, two hours	$1 \times 10^{21} / 1.9$	$1 \times 10^{21} / 1.9$
Inventive Example 2	In air 1300°C, two hours + In oxygen 1 Atm 1300°C, two hours	$1 \times 10^{21} / 1.9$	$1 \times 10^{21} / 1.9$
Inventive Example 3	In oxygen 1 Atm 1300°C, two hours + In air 1300°C, two hours	$1 \times 10^{19} / 0.02$	below sensitivity limits/ below sensitivity limits
Comparative Example 1	In air 1300°C, two hours	$1 \times 10^{19} / 0.02$	below sensitivity limits/ below sensitivity limits

[0033] The amount of active oxygen species clathrated in each of the inventive example 1 (sample 1) and the inventive example 2 (sample 3) is 3.8 per unit cell. This value is almost equal to the theoretically calculated maximum total value of $2 + 2 = 4$.

[0034] As shown the above examples, clathrated active oxygen species and incorporating oxygen from the atmosphere can be achieved by controlling the temperature and the oxygen partial pressure of the atmosphere during the sintering process of $12\text{CaO} \cdot 7\text{Al}_2\text{O}_3$, and releasing of the clathrated active oxygen species can be achieved by the heat treatment of the obtained $12\text{CaO} \cdot 7\text{Al}_2\text{O}_3$ compound under the controlled oxygen partial pressure of the atmosphere.

INDUSTRIAL APPLICABILITY

[0035] The present invention provides a $12\text{CaO} \cdot 7\text{Al}_2\text{O}_3$ compound which clathrates active oxygen species in a high

concentration of 10^{20} cm⁻³ or more and allows the clathrated active oxygen species or oxygen ions to be released at a high temperature of 1250°C or more. Thus, this compound can be used as an oxidization catalyst, for example, in order to oxidize organic materials. Further, the active oxygen species has an excellent antibacterial action as is generally known. Thus, the $12\text{CaO} \cdot 7\text{Al}_2\text{O}_3$ compound clathrating a large amount of active oxygen species according to the present invention can also be used as an effective antibacterial agent.

[0036] Furthermore, the active oxygen species in the $12\text{CaO} \cdot 7\text{Al}_2\text{O}_3$ compound clathrating a large amount of them can substantially freely move within the crystal structure. This opens the way for applying the $12\text{CaO} \cdot 7\text{Al}_2\text{O}_3$ compound of the present invention to an ion conductor. Moreover, by combining the ion conductivity with the ability of oxidizing organic materials, this compound can be used as an electrode material for solid-oxide fuel cells.

Claims

1. A $12\text{CaO} \cdot 7\text{Al}_2\text{O}_3$ compound comprising an O_2^- ion radical and/or an O^- ion radical serving as active oxygen species, said ion radical being clathrated in said compound in a concentration of 10^{20} cm⁻³ or more.

2. A method for producing a $12\text{CaO} \cdot 7\text{Al}_2\text{O}_3$ compound comprising the steps of:

preparing a raw material including calcium (Ca) and aluminum (Al) mixed with each other in an atomic equivalent ratio of 12 : 14; and

reacting said raw material in a solid phase reaction at a sintering temperature ranging between 1200°C or more and less than 1415°C, under a dry oxidization atmosphere with an oxygen partial pressure of 10^4 Pa or more and a water-vapor partial pressure of 10^2 Pa or less.

3. A method as defined in claim 2, wherein said raw material includes a calcium component selected from the group consisting of calcium carbonate, calcium hydroxide and calcium oxide, and an aluminum component selected from the group consisting of aluminum oxide and aluminum hydroxide.

4. A method for releasing an active oxygen species clathrated in the $12\text{CaO} \cdot 7\text{Al}_2\text{O}_3$ compound as defined in claim 1, **characterized by** subjecting said $12\text{CaO} \cdot 7\text{Al}_2\text{O}_3$ compound to a heat treatment at a temperature of 1200°C or more under an atmosphere with an oxygen partial pressure of less than 10^4 Pa or a water-vapor partial pressure of 10^2 Pa or more.

5. A method for quantitatively analyzing the O_2^- ion radical clathrated in the $12\text{CaO} \cdot 7\text{Al}_2\text{O}_3$ compound as defined in claim 1, **characterized in that** said O_2^- ion radical is analyzed based on a scattering intensity arising from said O_2^- ion radical around a Raman shift of 1128 cm⁻¹.

6. A method for quantitatively analyzing the O_2^- ion radical and O^- ion radical each clathrated in the $12\text{CaO} \cdot 7\text{Al}_2\text{O}_3$ compound as defined in claim 1, **characterized in that** said O_2^- ion radical and said O^- ion radical are analyzed based on a first electron spin resonance absorption intensity defined by $g_x = 2.00$, $g_y = 2.01$ and $g_z = 2.04$, and a second electron spin resonance absorption intensity defined by $g_x = g_y = 2.05$ and $g_z = 2.00$, respectively.

7. An oxidization catalyst comprising a $12\text{CaO} \cdot 7\text{Al}_2\text{O}_3$ compound including an O_2^- ion radical and/or an O^- ion radical serving as active oxygen species, said ion radical being clathrated in said compound in a concentration of 10^{20} cm⁻³ or more.

8. An antibacterial agent comprising a $12\text{CaO} \cdot 7\text{Al}_2\text{O}_3$ compound including an O_2^- ion radical and/or an O^- ion radical serving as active oxygen species, said ion radical being clathrated in said compound in a concentration of 10^{20} cm⁻³ or more.

9. An ion conductor comprising a $12\text{CaO} \cdot 7\text{Al}_2\text{O}_3$ compound including an O_2^- ion radical and/or an O^- ion radical serving as active oxygen species, said ion radical being clathrated in said compound in a concentration of 10^{20} cm⁻³ or more.

10. An electrode material for solid-oxide fuel cells, comprising a $12\text{CaO} \cdot 7\text{Al}_2\text{O}_3$ compound including an O_2^- ion radical and/or an O^- ion radical serving as active oxygen species, said ion radical being clathrated in said compound in a concentration of 10^{20} cm⁻³ or more.

Fig. 1

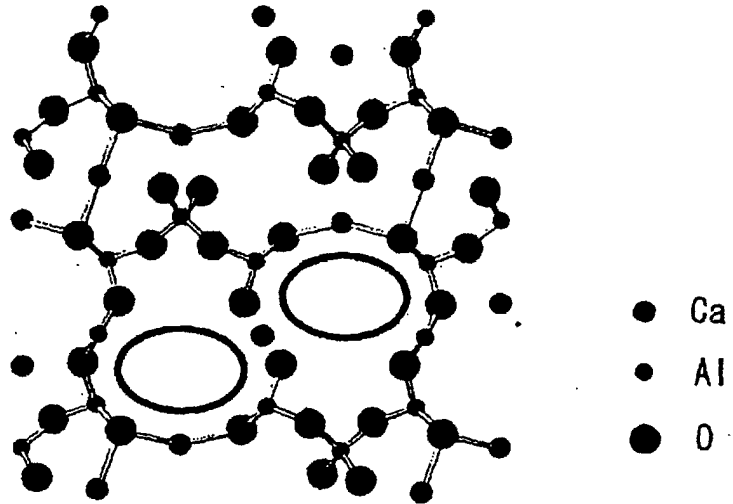


Fig. 2

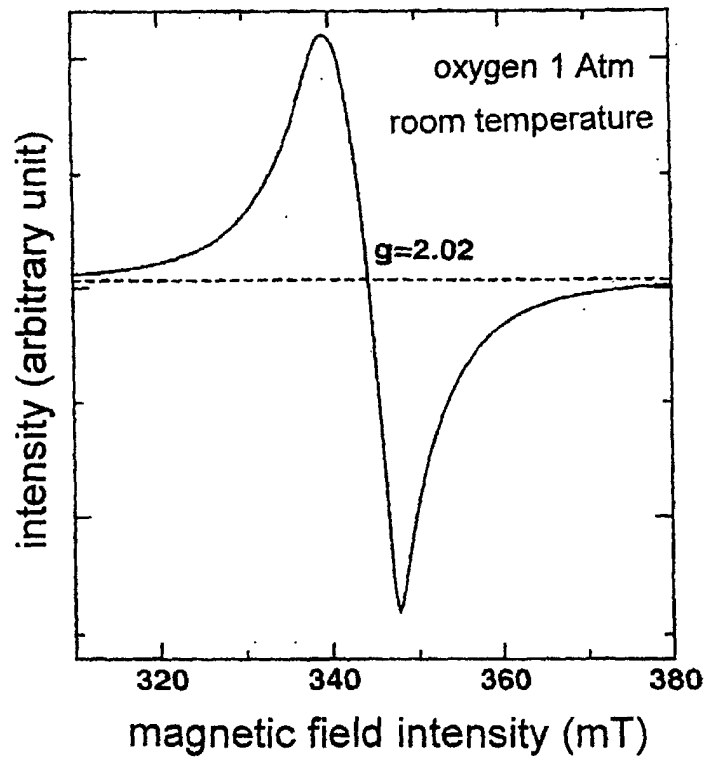


Fig. 3

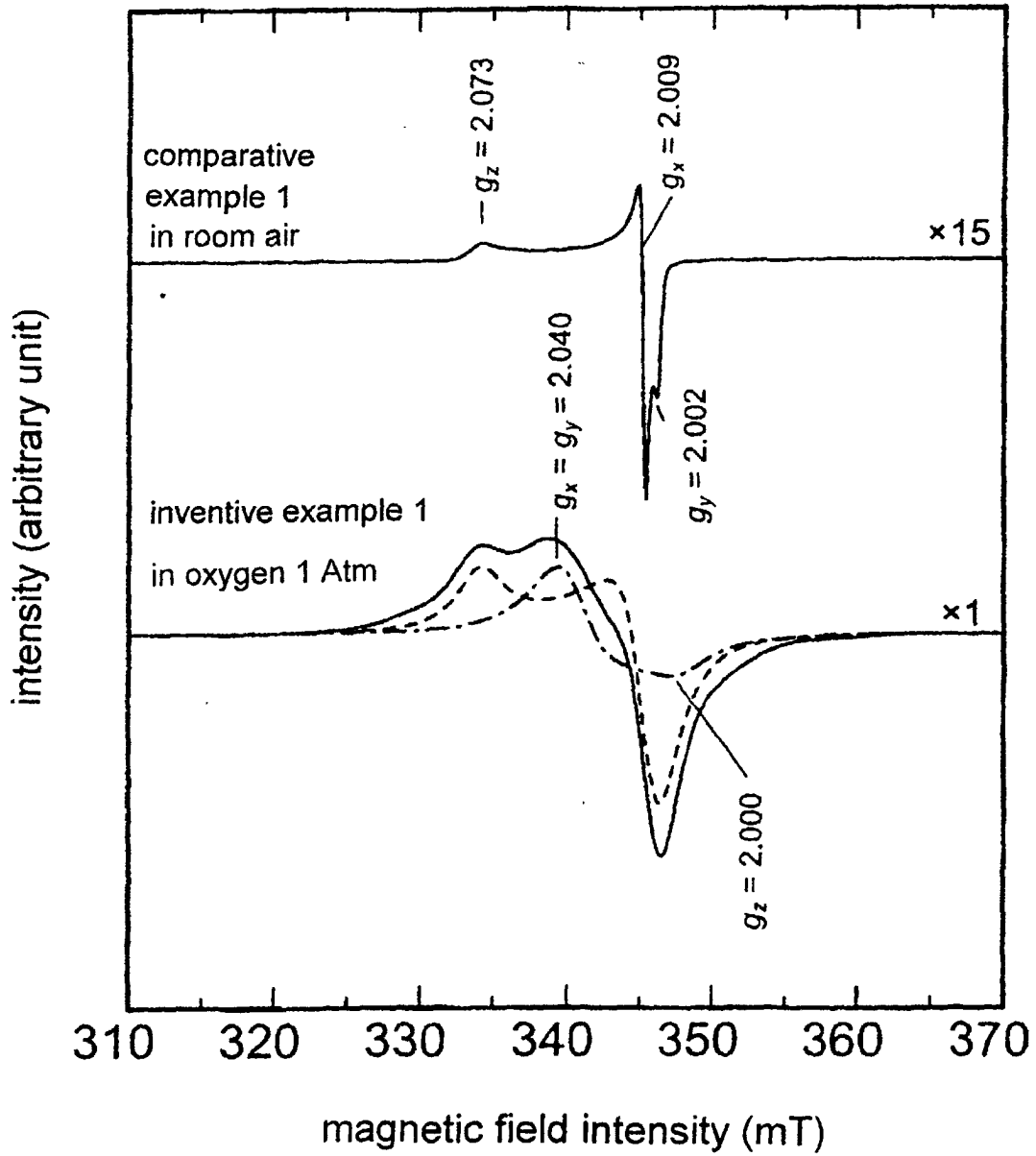


Fig. 4

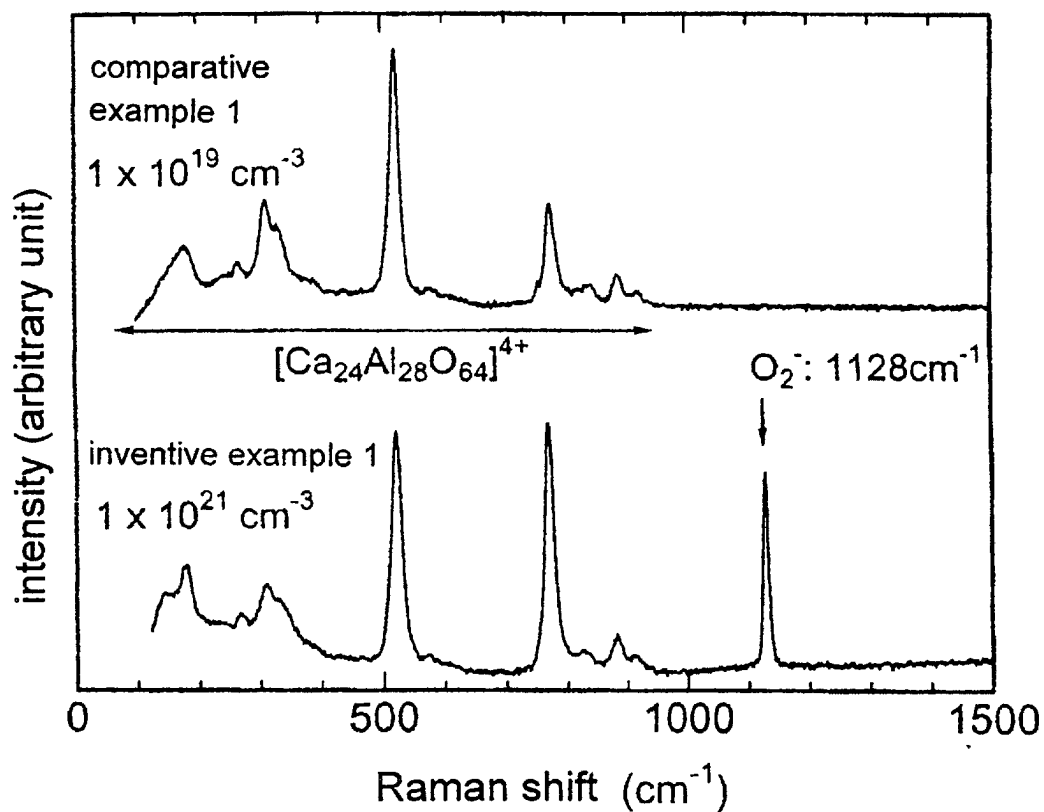
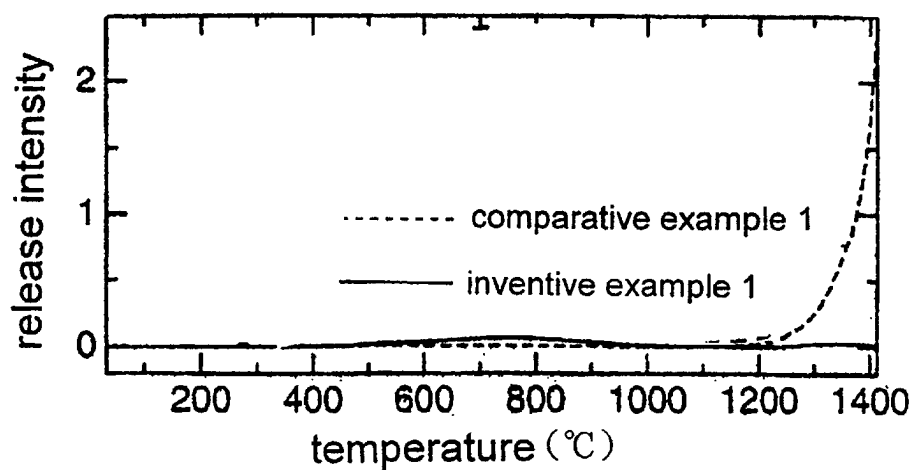


Fig. 5



INTERNATIONAL SEARCH REPORT

International application No.

PCT/JP01/03252

A. CLASSIFICATION OF SUBJECT MATTER Int.Cl ⁷ C01F7/16, B01J23/02, G01N31/00, A01N59/06, H01B1/06, H01B1/08, H01M4/86		
According to International Patent Classification (IPC) or to both national classification and IPC		
B. FIELDS SEARCHED Minimum documentation searched (classification system followed by classification symbols) Int.Cl ⁷ C01F7/16, B01J23/02, G01N31/00, A01N59/06, H01B1/06, H01B1/08, H01M4/86		
Documentation searched other than minimum documentation to the extent that such documents are included in the fields searched Jitsuyo Shinan Koho 1926-1996 Toroku Jitsuyo Shinan Koho 1994-2001 Kokai Jitsuyo Shinan Koho 1971-2001 Jitsuyo Shinan Toroku Koho 1996-2001		
Electronic data base consulted during the international search (name of data base and, where practicable, search terms used) WPI/L, CASONLINE		
C. DOCUMENTS CONSIDERED TO BE RELEVANT		
Category*	Citation of document, with indication, where appropriate, of the relevant passages	Relevant to claim No.
A	Journal of Solid State Chemistry, Vol. 81 (1989) R.Stoßer, et al., "Paramagnetic Monitors (Mn ²⁺ , Mn ⁴⁺ , Fe ³⁺ , and O ²⁻) in the Solid State Reaction Yielding 12CaO · 7Al ₂ O ₃ and Other Aluminates", pp.152-164	1-10
A	Inorganic Chemistry, Vol. 26, No. 8 (1987) Hideo Hosono, et al., "Occurrence of Superoxide Radical Ion in Crystalline 12CaO · 7Al ₂ O ₃ Prepared via Solid-State Reactions", pp.1192-1195	1-10
A	Zaiyrou Kagaku, Vol. 33, No. 4 (1996) Hideo HOSONO, "Maboroshino Kagakushu "Chou-sankabutsu Ion Radical", wo Kounoudo ni Housetsu suru Kessho: 12CaO · 7Al ₂ O ₃ ", pp.171-172	1-10
A	Chemical Abstracts, Vol. 74, No.16, 19 April, 1971 (19.04.71) (Columbus. Ohio. U.S.A.) Imlach, J. A, et al., "Excess oxygen and the stability of 12CaO · 7Al ₂ O ₃ ", page 191, column 1, abstract No. 79160m Cem. Concr. Res. (1971), pp.57-61 (Eng)	1-10
<input type="checkbox"/> Further documents are listed in the continuation of Box C. <input type="checkbox"/> See patent family annex.		
* Special categories of cited documents: "A" document defining the general state of the art which is not considered to be of particular relevance "E" earlier document but published on or after the international filing date "L" document which may throw doubts on priority claim(s) or which is cited to establish the publication date of another citation or other special reason (as specified) "O" document referring to an oral disclosure, use, exhibition or other means "P" document published prior to the international filing date but later than the priority date claimed "T" later document published after the international filing date or priority date and not in conflict with the application but cited to understand the principle or theory underlying the invention "X" document of particular relevance; the claimed invention cannot be considered novel or cannot be considered to involve an inventive step when the document is taken alone "Y" document of particular relevance; the claimed invention cannot be considered to involve an inventive step when the document is combined with one or more other such documents, such combination being obvious to a person skilled in the art "&" document member of the same patent family		
Date of the actual completion of the international search 10 July, 2001 (10.07.01)		Date of mailing of the international search report 24 July, 2001 (24.07.01)
Name and mailing address of the ISA/ Japanese Patent Office		Authorized officer
Facsimile No.		Telephone No.

Form PCT/ISA/210 (second sheet) (July 1992)