



(11) **EP 2 014 686 B1**

(12) **EUROPEAN PATENT SPECIFICATION**

(45) Date of publication and mention of the grant of the patent:
06.10.2010 Bulletin 2010/40

(51) Int Cl.:
C08F 114/18^(2006.01) C08F 214/18^(2006.01)
C07D 317/16^(2006.01)

(21) Application number: **08013571.8**

(22) Date of filing: **25.11.2004**

(54) **Method for producing the fluorinated compounds and polymers**

Verfahren zur Herstellung von fluorierten Zusammensetzungen und Polymeren

Procédé de fabrication de composés et polymères fluorés

(84) Designated Contracting States:
BE DE FR GB IT

(30) Priority: **01.12.2003 US 525865 P**
16.06.2004 JP 2004178766

(43) Date of publication of application:
14.01.2009 Bulletin 2009/03

(62) Document number(s) of the earlier application(s) in accordance with Art. 76 EPC:
04819878.2 / 1 836 231

(73) Proprietor: **Japan Science and Technology Agency**
Kawaguchi-shi,
Saitama 332-0012 (JP)

(72) Inventors:
• **Okamoto, Yoshiyuki**
Fort Lee, NJ 07024 (US)
• **Koike, Yasuhiro**
Yokohama-shi,
225-0024 Kanagawa (JP)

• **Liu, Wei-Hong**
Fort Lee, NJ 070246705 (US)
• **Guo, Yinzhong**
NY 11232 Brooklyn (US)

(74) Representative: **Fuhlendorf, Jörn**
Dreiss Patentanwälte
Postfach 10 37 62
70032 Stuttgart (DE)

(56) References cited:
• **JOURNAL OF THE AMERICAN CHEMICAL SOCIETY**, vol. 125, 18 April 2003 (2003-04-18), pages 5590-5591, XP002314044
• **JOURNAL OF POLYMER SCIENCE, PART A POLYMER CHEMISTRY**, vol. 42, no. 20, 2004, pages 5180-5188, XP002315310
• **MACROMOLECULES**, vol. 37, no. 2, 17 December 2003 (2003-12-17), pages 254-255, XP002315311

Remarks:

The file contains technical information submitted after the application was filed and not included in this specification

EP 2 014 686 B1

Note: Within nine months of the publication of the mention of the grant of the European patent in the European Patent Bulletin, any person may give notice to the European Patent Office of opposition to that patent, in accordance with the Implementing Regulations. Notice of opposition shall not be deemed to have been filed until the opposition fee has been paid. (Art. 99(1) European Patent Convention).

Description

Field of the Invention

5 **[0001]** The present invention relates to novel fluorinated polymers and method for producing fluorinated compounds and fluorinated polymers.

Description of the Related Art

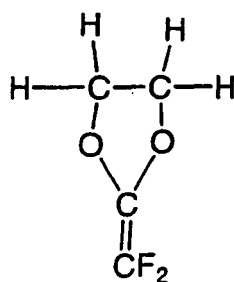
10 **[0002]** Fluorinated polymers are useful materials that are used in various applications, for example, optical members such as plastic optical fibers and photoresist materials, or surface modifiers. However, the synthetic processes of fluorinated polymers are complicated and costly.

15 **[0003]** A fluorinated polymer is obtained by polymerization of a fluorinated compound having a polymerizable unsaturated group. As an example of fluorinated polymers, 1,3-dioxolane derivatives and the like are disclosed in U.S. Patent No. 3,308,107, U.S. Patent No. 3,450,716; Izvestiya A Kademii Nank SSSR, Seriya Khimicheskaya. pp. 392-395, Feb 1988 by V.S. Yuminov et al. and pp/938-, April 1989 by V.S. Yuminov et al; and the like.

SUMMARY OF THE INVENTION

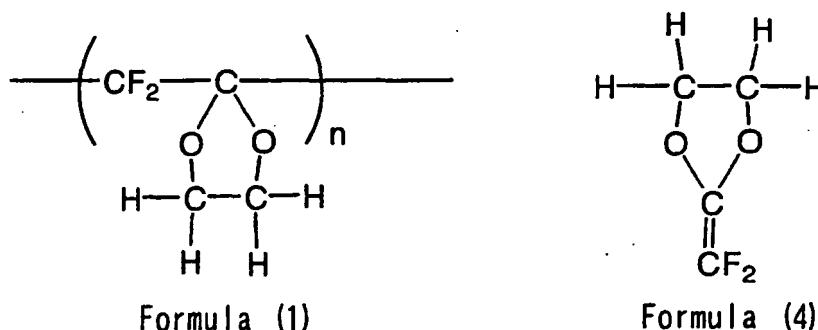
20 **[0004]** The present inventors have developed the following useful and novel fluorinated polymers and synthetic methods. The present invention will be described below.

[0005] A first aspect of the present invention is a method for producing fluorinated compounds, in which a compound represented by the following formula (4) is produced by reaction of 2-chloro-2,2-difluoroacetaldehyde and ethyleneoxide.



Formula (4)

40 **[0006]** A second aspect of the present invention is a method for producing fluorinated polymers, in which a polymer comprising an unit represented by the following formula (1) is produced by polymerization the fluorinated compound represented by the following formula (4) obtained by the method according to the fifth aspect.



Formula (1)

Formula (4)

BRIEF DESCRIPTION OF THE DRAWINGS

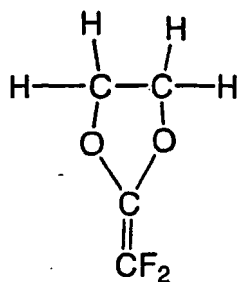
[0007]

Fig. 1 is a graph illustrating a ^1H NMR spectrum and a ^{19}F NMR spectrum of a polymer synthesized in Example 2.
 Fig. 2 is a graph illustrating an X-ray diffraction pattern of a polymer synthesized in Example 2.
 Fig. 3 is a graph illustrating a glass transition temperature of a polymer synthesized in Example 2.
 Fig. 4. is a graph illustrating a thermal decomposition of a polymer synthesized in Example 2. A; in nitrogen gas atmosphere, B; in air atmosphere.

DETAILED DESCRIPTION OF THE INVENTION

1. Method for producing fluorinated compounds

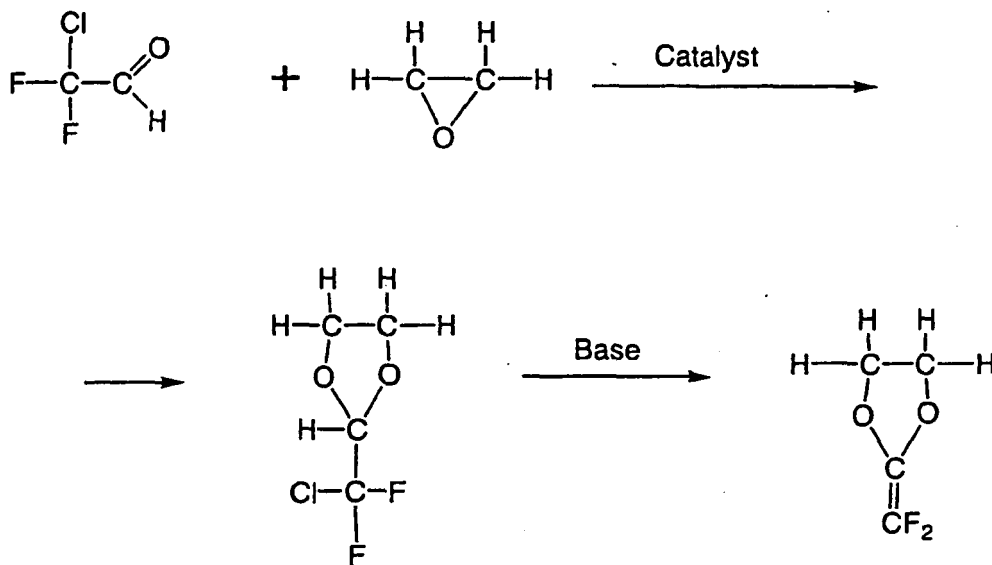
[0008] The polymer of the present invention is obtained by polymerizing a 1,3-dioxolane derivative represented by the following formula (4):



Formula (4)

[0009] First, the producing process of the fluorine-containing compound represented by the above formula (4) will be described.

[0010] 2-Chloro-2,2-difluoroacetaldehyde is allowed to react with ethylene oxide to form 1,3-dioxolane derivative-fluorine-containing compound represented by the above formula (4). The reaction scheme of these compounds is shown below, but is not restricted thereto.



[0011] The above producing method of the present invention includes the following two steps, and is a simple and inexpensive method:

- (1) the step of conducting a catalytic reaction of 2-chloro-2,2-difluoro-acetaldehyde and ethylene oxide, and
- (2) the step of conducting de-hydrogen halide by use of a base.

[0012] The steps (1) and (2) will be described hereinafter.

Step (1)

5 [0013] 2-Chloro-2,2-difluoroacetaldehyde and ethylene oxide are preferably allowed to react with each other in equimolecular amounts.

[0014] As a catalyst, NiCl_2 , CuCl_2 , and ZnCl_2 can be used. The amount of the catalyst is approximately in the range of 0.001 to 0.01 mole per mole of each compound.

10 [0015] As the reaction is an exothermic reaction, the reaction is preferably carried out while cooling. Other reaction conditions are not specifically limited, and a purifying process such as distillation may be preferably performed prior to the step (2)

Step (2)

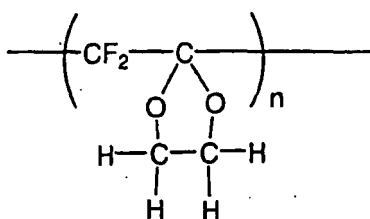
15 [0016] The compound obtained by step (1) is subjected to a de-hydrogen halide process. The elimination process of the hydrogen halide is carried out by using a strong base such as potassium hydroxide in an alcohol such as ethanol. As the base, potassium t-butoxide may be used.

[0017] In the producing process of the present invention, steps other than steps (1) and (2) may be performed.

20 2. Method of Producing Fluorine-containing Polymer

[0018] 1,3-Dioxolane derivative represented by the above formula (4) can be easily polymerized by using a radical polymerization initiator to form a polymer represented by the following formula (1):

25



30

Formula (1)

35

[0019] The above 1,3-dioxolane derivative represented by the above formula (4) is a 5-membered cyclic compound and a stable substance. In case of 6-membered cyclic ring compound, the compound is apt to open the ring during polymerization process so that the resultant polymer becomes a mixture, resulting in decrease in physical properties such as heat resistance and hydrolysis.

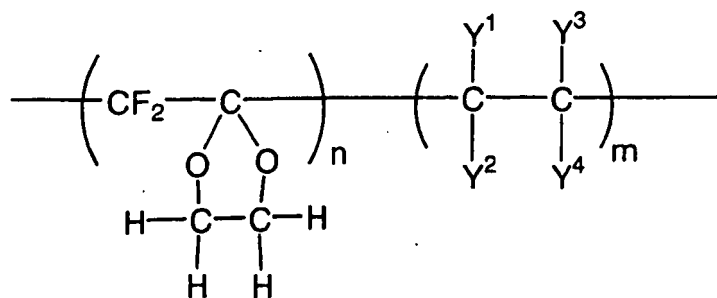
40 [0020] The polymer having the following structure (1) can be produced by a conventional radical polymerization process. As radical polymerization catalysts, conventional substances can be used. For example, peroxides, and azo type polymerization initiators such as AIBN (2,2-azobisisobutyronitril) can be used.

45 [0021] When only 1,3-dioxolane derivative represented by the above formula (4) is used as a monomer starting material, a homopolymer is obtained. When 1,3-dioxolane derivative represented by the above formula (4) and another monomer are used in combination, a copolymer of the compound represented by the formula (4) and the other monomer is obtained. Another monomer is not specifically limited, as long as the monomer is a compound having a carbon double bond. Such copolymer includes the polymer represented by the following formula (2):

50

55

5



10

Formula (2)

15

wherein Y¹ to Y⁴ each independently represent a hydrogen atom, a fluorine atom or a chlorine atom. Preferably, Y¹ to Y⁴ each independently represent a fluorine atom or a chlorine atom.

[0022] The ratio of n to m is preferably 1 : 9 to 5 : 5, and more preferably 2 : 8 to 3 : 7.

20

3. Fluorine-containing Polymer

[0023] The polymer having structure of formula (1) is insoluble in a solvent such as acetone, DMSO, toluene THF, chloroform and methanol, but soluble in fluorination solvent such as hexafluoroisopropanol (HFIP) and chloroform containing a small amount of trifluoroacetic acid.

25

[0024] The polymer having structure of formula (1) has a high melting point, and a high glass transition temperature, and is an extremely thermally stable substance. In particular, a homopolymer having structure of formula (1) is a paracrystal body and has a high melting point, and is an extremely thermally stable substance. Further, the polymer having structure of formula (1) is still stable in sulfuric acid and a heated concentrated aqueous solution of potassium hydroxide.

30

[0025] It is reported that when 2-methylene-1, 3- dioxolane in which all fluorine atoms of the compound represented by the above formula (4) are substituted with hydrogen atoms is radical-polymerized, the resultant polymer is partially ring-opened (W. J. Bailey, Z. Ni. and S. Wu; J. Poly. Sci. Polymer Chem. Ed. 20, 3021 (1982)).

35

[0026] When 2-difluoromethylene-1, 3-dioxane which has 6-membered ring is radical-polymerized, the compound is apt to open the ring, and therefore, the resultant polymer is a copolymer and/or a mixture of a vinyl addition polymerized polymer and a ring-opened polymer, so that the polymer tends to cause deterioration of physical properties such as acid-resistant, alkali-resistant and heat resistant properties. On the other hand, when the compound represented by the above formula (4) is subjected to a radical polymerization reaction by use of a radical initiator, the resultant polymer is only a vinyl addition polymer and ring-opened polymer is hardly obtained. If resultant polymer is not a mixture, the polymer has a higher melting point and a higher glass transition temperature. Accordingly, the polymer having the structure of the formula (1) is chemically and thermally stable. That is, the polymer having the structure of the formula (1) has a high crystallinity, and excellent heat and photo resistance, and therefore, can be used for a special paint.

40

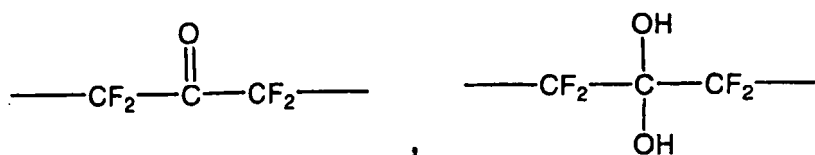
[0027] The copolymer represented by the above formula (2) is soluble in fluorination solvent such as hexafluoroisopropanol (HFIP) and chloroform containing a small amount of trifluoroacetic acid.

45

[0028] In comparison with the homopolymer and the copolymer, tetrafluoroethylene polymer which is a fluorine-containing polymer is slightly soluble in solvent. That is, the homopolymer and the copolymer represented by the formula (2) of the present invention has a high adhesiveness with the surface of metal or glass due to its solubility, and is applicable to a new thin layer coating material and insulating material.

[0029] Further, when the surface of the film of the homopolymer and the copolymer is oxidized with dilute nitric acid or potassium permanganate, the surface can have the following functional groups:

50



55

[0030] The adhesiveness of the surface can greatly be improved by providing with such functional groups on the surface.

[0031] The homopolymer and the copolymer of the invention can be utilized for being cast into films, i.e. to prepare

EP 2 014 686 B1

solutions for coating on metal, glass and other subjects. The thin film formed is very stable with respect to chemicals and heat as well as with respect to light. Thus, it is especially useful as a protective coating material.

[0032] Next, the present invention will be explained with reference to Examples, but is not limited thereto.

5 Example 1

(Synthesis of chlorodifluoroacetaldehyde)

[0033] Chlorodifluoroacetaldehyde was obtained by reducing methylchlorodifluoro acetate with lithium aluminum hydride.

10 [0034] 100 g (0.69 mole) of methylchlorodifluoro acetate was added to 100 ml of anhydrous ether, and placed in a 1 liter-sized three-neck flask having a stirrer, funnel and reflux condenser. The flask was cooled in a dry ice/acetone bath. In a separate operation, 7 g (0.18 mole) of lithium aluminum hydride was added to 150 ml of ether solution, and thus obtained slurry was stirred for 2 hours. After stirring, the ether solution of lithium aluminum hydride was added dropwise to methylchlorodifluoro acetate separately prepared over three hours. After adding lithium aluminum hydride, 20 ml of 15 95 % by mass of ethanol was added to the reaction mixture maintained at -78 °C. Thereafter, the mixture was brought to room temperature. In order to dissolve the aluminum compound, the resultant reaction mixture was poured into a 2-liter-sized beaker accommodated with crashed ice and concentrated hydrochloric acid. The mixture was separated into two phases, and the aqueous phase was extracted with ether. The ether portion was distilled at 95°C to 100°C without 20 drying. The obtained distillate was almost chlorodifluoroacetaldehyde hydrate (CClF₂CH(OH)₂). The yield was 75 %.

(Synthesis of 2-chlorodifluoromethyl-1, 3-dioxolane)

[0035] 157g (1.4 mole or less) of CClF₂CH(OH)₂, 197g (1.5 mole) of 2-bromoethanol and 20g of calcium chloride 25 were placed in a 1 liter-sized flask with a condenser. The flask was heated at 90 °C for 7 hours and cooled to room temperature. The upper phase was transferred to a 5 liter-sized flask, and 2 liters of acetone and 386 g (2.8 moles) of potassium carbonate were added to the flask. The mixture was reacted at 50 °C for three days, and a solid was precipitated. The solvent was removed by distillation. The product was purified by distillation. The yield of the product was 88% (195g) and has a boiling point of 62 °C/30 mmHg.

30 [0036] ¹HNMR was 5.24 ppm (t, 1H, -CH-), 3.94-4.3 ppm (m, 4H, -OCH₂-). ¹⁹FNMR (ppm) was -70.56 ppm (2F, -CF₂-).

(Synthesis of 2-difluoromethylene-1,3-dioxolane)

[0037] 50g (0.31mole) of 2-chlorodifluoromethyl-1,3-dioxolane and 800 ml of THF were placed in a flask placed in an 35 ice bath. 37 g (0.33 mole) of potassium t-butoxide was added dropwise to the flask. The reaction was monitored by ¹⁹FNMR measurement. The signal at 70.56 ppm attributed to 2-chlorodifluoromethyl-1,3-dioxolane decreased, and the signal at -136.75 ppm attributed to >C=CF₂ increased with the passage of time. After 85% or more of hydrogenchloride was removed, the monomer was collected in a cold trap (-78 °C) by use of THF under reduced pressure.

[0038] Since 2-difluoromethylene-1,3-dioxolane, which is a reaction product, is apt to be polymerized by heating, the 40 solution was concentrated by removing THF under vacuum at 0 °C . 22.7 g of the monomer at a concentration of 0.4M was contained in the THF solution. The yield was 60 %. The THF solution was used for radical polymerization.

¹HNMR CDCl₃ δ (ppm): 4.36 (s, 4H)

¹⁹FNMR (CDCl₃) δ (ppm) : -136.04 (s, -CF₂-)

45 (Polymerization of 2-difluoromethylene-1,3-dioxolane)

[0039] A solution containing 40 mmol of the monomer obtained in Example 1(2-difluoromethylene-1,3-dioxolane) and 100 ml of THF, and 65 mg of AIBN (0.4 mmol) were placed in a glass tube, and degassed thereof. Thereafter, argon 50 was charged into the glass tube by a 3-cycle vacuum cooler, and the glass tube was sealed, and heated at 60 °C for one day. The polymer was condensed during polymerization. The condensed product was added to methanol, and precipitated from hexafluoroisopropanol solution for purification. The yield of 2-difluoromethyl-1,3-dioxolane polymer was 80% and obtained in an amount of 3.9 g.

Example 2

55

(Synthesis of 2-chlorodifluoromethyl-1, 3-dioxolane)

[0040] 114.5 g (1.11 mole) of 2-chloro-2, 2-difluoroacetaldehyde, 44 g (1 mole) of ethylene oxide and 1.3 g (0.01 mole)

EP 2 014 686 B1

of NiCl₂ were placed in a 1 liter-sized flask with a condenser. The flask was heated at 90 °C for 7 hours and cooled to room temperature. The upper phase was transferred to a 5 liter-sized flask, to which 2 liters of acetone and 386g (2.8 moles) of potassium carbonate were added. The mixture was maintained at 50 °C for 3 days, resulting in precipitating a solid. The solvent was removed by distillation. The reaction product was purified by distillation. The yield was 88% (129.4g), and the boiling point of the product was 62 °C/30 mm Hg.

[0041] ¹HNMR was 5.24 ppm (t, 1H, -CH-), 3.94-4.3 ppm (m, 4H, -OCH₂-). ¹⁹FNMR (ppm) was -70.56 ppm (2F, -CF₂-).

(Synthesis of 2-difluoromethylene-1,3-dioxolane)

[0042] 2-difluoromethylene-1,3-dioxolane was obtained in a similar manner as Example 1 by the use of 2-chlorodifluoromethyl-1,3-dioxolane obtained in the above.

(Polymerization of 2-difluoromethylene-1,3-dioxolane)

[0043] 2-difluoromethylene-1,3-dioxolane could be polymerized in a similar manner as Example 1.

Example 3

(Copolymer of 2-difluoromethylene-1,3-dioxolane with tetrafluoroethylene)

[0044] A 200 ml solution of 1,1,2-trichlorotrifluoroethane containing 6 g of 2-difluoromethylene-1,3-dioxolane and 0.02 g of perfluoropropionyl peroxide were loaded into 1 L autoclave at liquid nitrogen temperature for polymerization, equipped for stirring and opening for the loading and unloading of the reactants. After the solution was degassed under reduced pressure and the autoclave was refilled with argon, 16 g of tetrafluoroethylene was introduced at liquid nitrogen temperature. The reactor was gradually brought to room temperature and then heated at 40-45 °C for 10 hrs. The unreacted monomer and solvent were removed to traps at -78 °C under reduced pressure. After distillation of the solvent and the unreacted monomer, the solid product was further heated under a vacuum at a temperature of 100 °C for 5 hrs. 22 g of the solid product was isolated. TGA showed a weight loss of 2% at 450 °C. ¹⁹FNMR analysis indicated that the composition ratio of the dioxolane and tetrafluoroethylene was 0.5 to 2.0, and the product was dissolved in fluorinated solvent such as hexafluorobenzene.

Example 4

(Copolymer of 2-difluoromethylene-1,3-dioxolane with tetrafluoroethylene)

[0045] A 150 ml solution of 1,1,2-trichlorotrifluoroethane containing 3 g of 2-difluoromethylene-1,3-dioxolane and 0.02 g of perfluoro-*t*-butyl peroxide were loaded into a 1L autoclave at liquid nitrogen temperature for polymerization. After the solution was degassed under reduced pressure and the autoclave was refilled with argon, 32 g of tetrafluoroethylene was introduced at liquid nitrogen temperature. The reaction was carried out as described in Example 3. 29 g of the solid product was obtained, and the ratio of the dioxolane and tetrafluoroethylene in the copolymer obtained was found to be 0.5 to 10.

Example 5

(Characteristics of 2-difluoromethylene-1,3-dioxolane polymer)

[0046] The resultant polymer was not dissolved in solvents such as acetone, DMSO, toluene, THF, chloroform and methanol, but was dissolved in a fluorination solvent such as hexafluoroisopropanol (HFIP) and trifluoroacetic acid (TFA).

[0047] The intrinsic viscosity (η) of the polymer was 0.38dL/g in a mixed solvent of chloroform and trifluoroacetic acid (volume ratio: 9/ 1) at 25°C. ¹HNMR and ¹⁹FNMR spectra of the obtained polymer were measured by Bruker AC 300 spectrophotometer. Mixed solvent of chloroform and trifluoroacetic acid (volume ratio: 9/ 1) was used as solvent. As an internal standard, TMS for ¹HNMR measurement, and trichlorofluoromethane for ¹⁹FNMR measurement were used, respectively. The results of the measurements are shown in Fig. 1.

[0048] The peak attributed to fluorinated vinyl group is not shown in ¹HNMR. The peak at 112.00 ppm is characteristic of a saturated fluorine compound (-CF₂-) in the main chain. Only one peak in ¹HNMR appeared at 4.26 ppm, which was identified as a proton on a dioxolane ring. The existence of opened ring products was not confirmed by the IR and NMR measurements, and it was found that only vinyl addition reaction occurred.

[0049] As shown in Fig. 2, the X-ray diffraction pattern of the polymer powder showed that the polymer was a paracrystal

body, and the crystallinity thereof was approximately 44%. The melting point of the polymer was 356°C which was higher than that of polytetrafluoro ethylene, 327°C.

[0050] As shown in Fig. 3, the glass transition temperature of the polymer of the present invention was 125°C. The polymer showed a high thermal stability under a nitrogen gas atmosphere as a result of a thermogravimetric analysis. As shown in Fig. 4, a thermal decomposition of the polymer was started at 427°C under a nitrogen gas atmosphere (A) and started at 414°C under an air atmosphere (B).

[0051] A transparent thin polymer film (0.1mm or less in thickness) was obtained by casting an HFIP solution containing the polymer on a glass substrate or a silicon substrate. The thin film thus prepared was placed on a Metricon model 2010 prism coupler, and the refractive index thereof was measured. The refractive index of the film was 1.4396 at the wavelength of 632.8 nm, and 1.4372 at the wavelength of 1544 nm, respectively.

[0052] The thin film having a thickness of 0.5 mm or less was immersed in each of 20% by mass of an aqueous sulfuric acid solution, and 30% by mass of an aqueous sodium hydroxide solution at 60°C for two days. Thereafter, the films were washed with water and dried. An IR spectrum and mass measurements were carried out for the dried films, and deterioration of the performance of the films was not found.

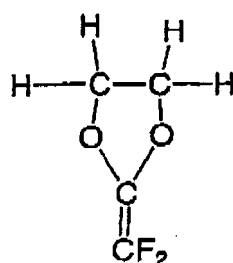
[0053] As described above, the resultant polymer was extremely thermally and chemically stable, and suitable for materials for electrical components and optical elements, in particular, most suitable for application for special paint use.

Example 6

[0054] The copolymer obtained in example 1 was casted on glass plate. The polymer coated plate (polymer thickness=0.1 - 0.3mm) was treated with HNO₃/H₂SO₄ at 50 - 60 °C for 5 hrs. After the film was washed thoroughly with water and dried at 100°C under vacuum, the surface was examined by IR measurements. The spectra indicated that -OH and -C=O- groups were produced on the surface. The adhesivity of the film toward aluminum and glass was greatly increased.

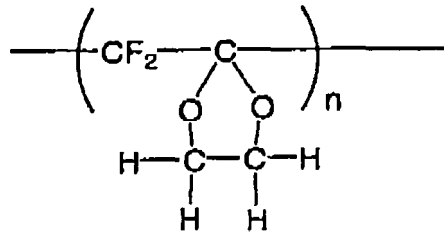
Claims

1. A method for producing fluorinated compounds, in which a compound represented by the following formula (4) is produced by reaction of 2-chloro-2,2-difluoroacetaldehyde and ethyleneoxide.



Formula (4)

2. The method of claim 1, further comprising the step of polymerizing the fluorinated compound of formula (4) to produce a fluorinated polymer represented by the following formula (1) :



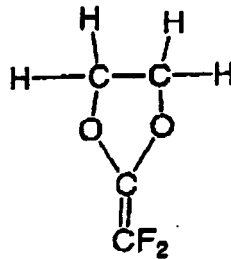
Formula (1)

15

Patentansprüche

1. Verfahren zur Herstellung fluorierter Verbindungen, bei dem eine durch die nachfolgende Formel (4) dargestellte Verbindung durch Umsetzen von 2-Chlor-2,2-difluoracetaldehyd und Ethylenoxid hergestellt wird.

20

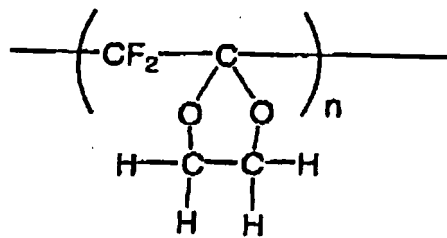


Formel (4)

35

2. Verfahren nach Anspruch 1, das weiterhin den Schritt der Polymerisation der fluorierten Verbindung von Formel (4) zur Herstellung eines durch die nachfolgende Formel (1) dargestellten fluorierten Polymers umfasst.

40

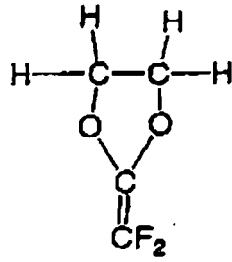


Formel (1)

55

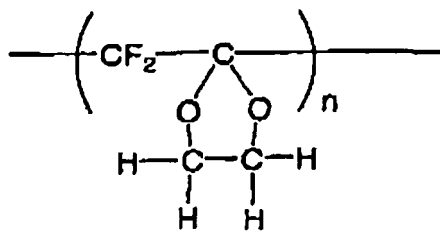
Revendications

1. Procédé de production de composés fluorés, dans lequel un composé représenté par la formule (4) qui suit est produit en faisant réagir du 2-chloro-2,2-difluoracétaldéhyde et de l'oxyde d'éthylène :



Formule (4)

- 15 2. Procédé selon la revendication 1, comprenant en outre l'étape de polymérisation du composé fluoré de formule (4) afin de produire un polymère fluoré représenté par la formule (1) suivante :



Formule (1)

30

35

40

45

50

55

FIG.1

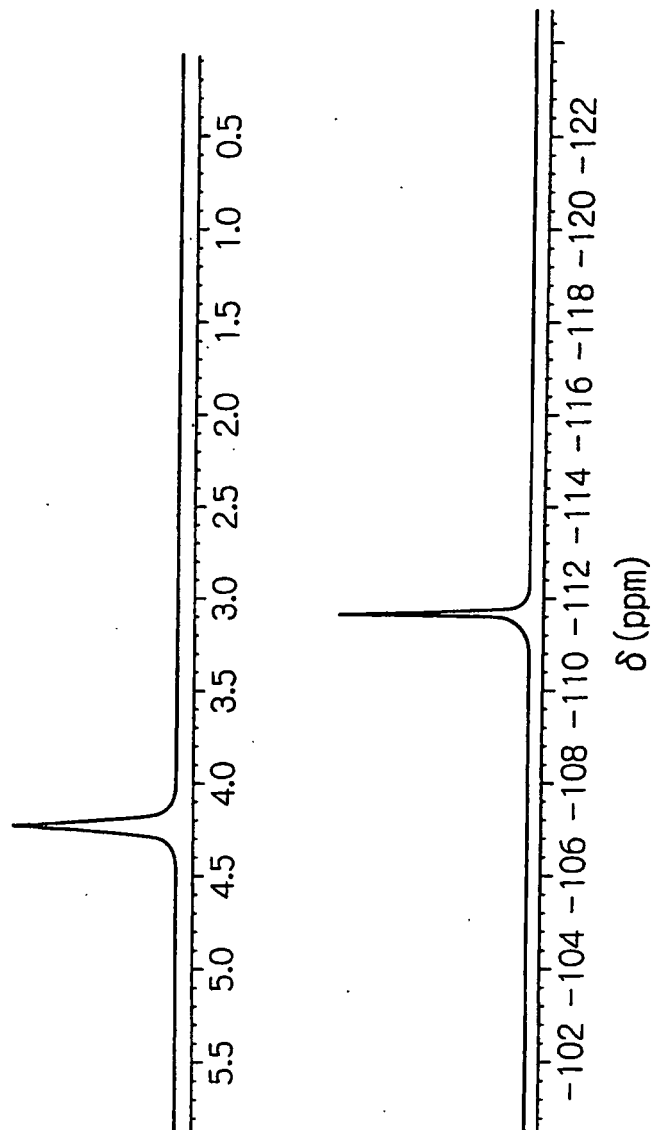


FIG.2

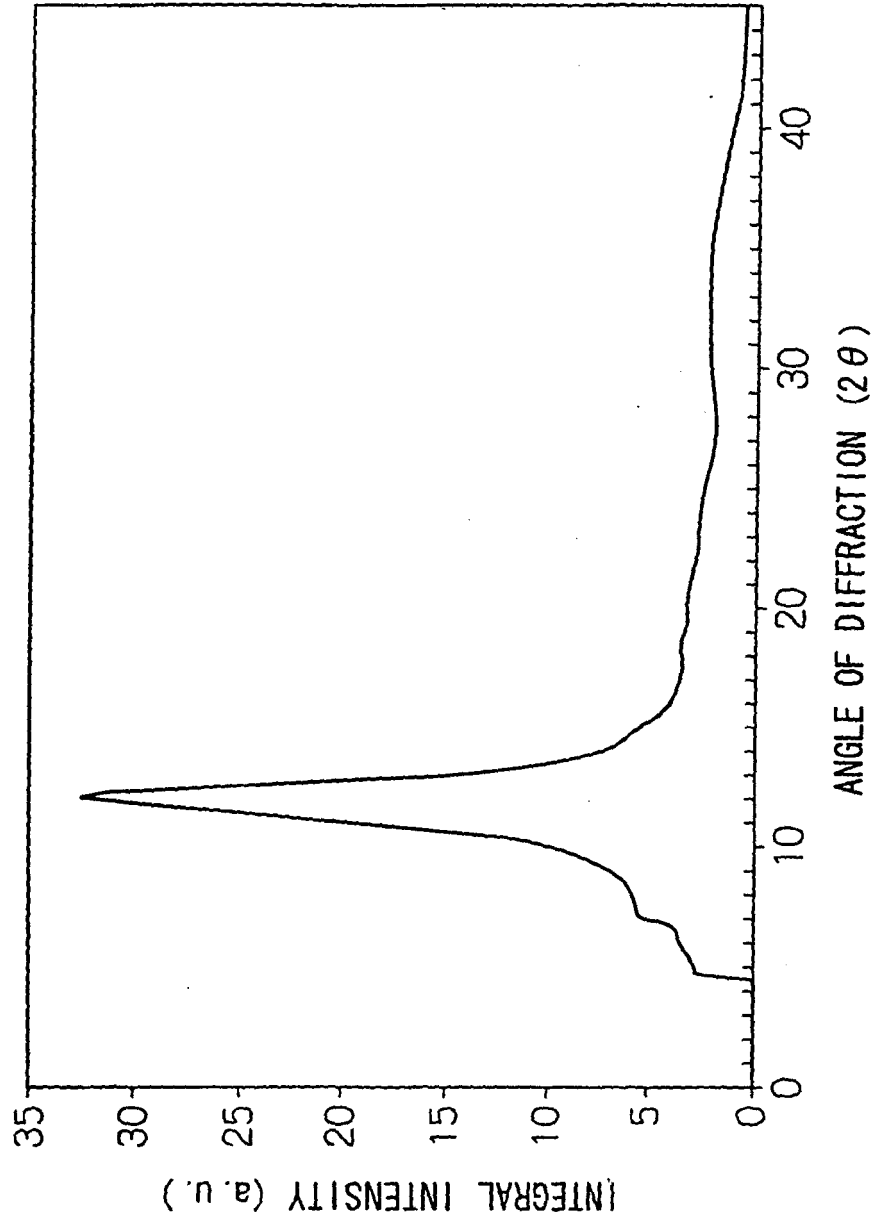


FIG.3

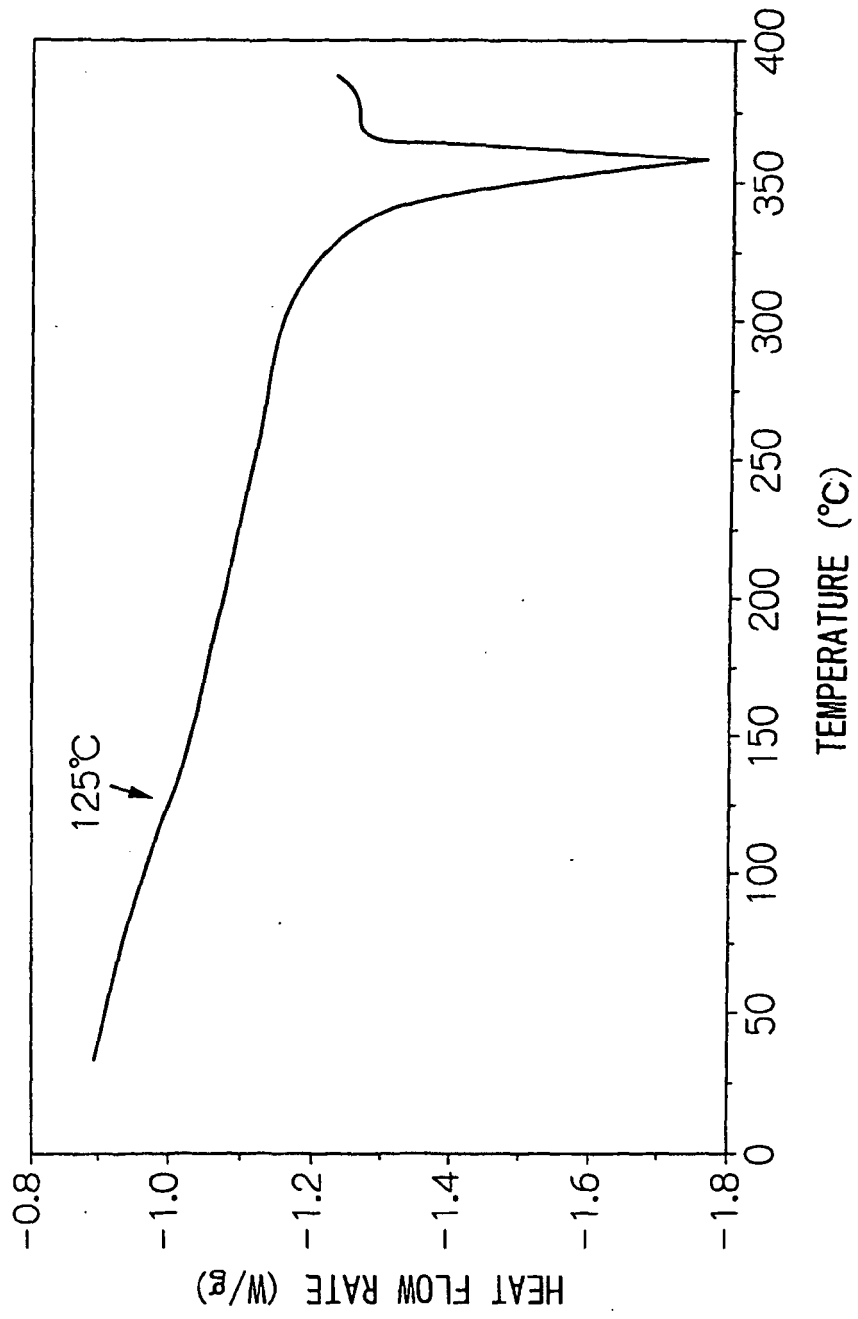
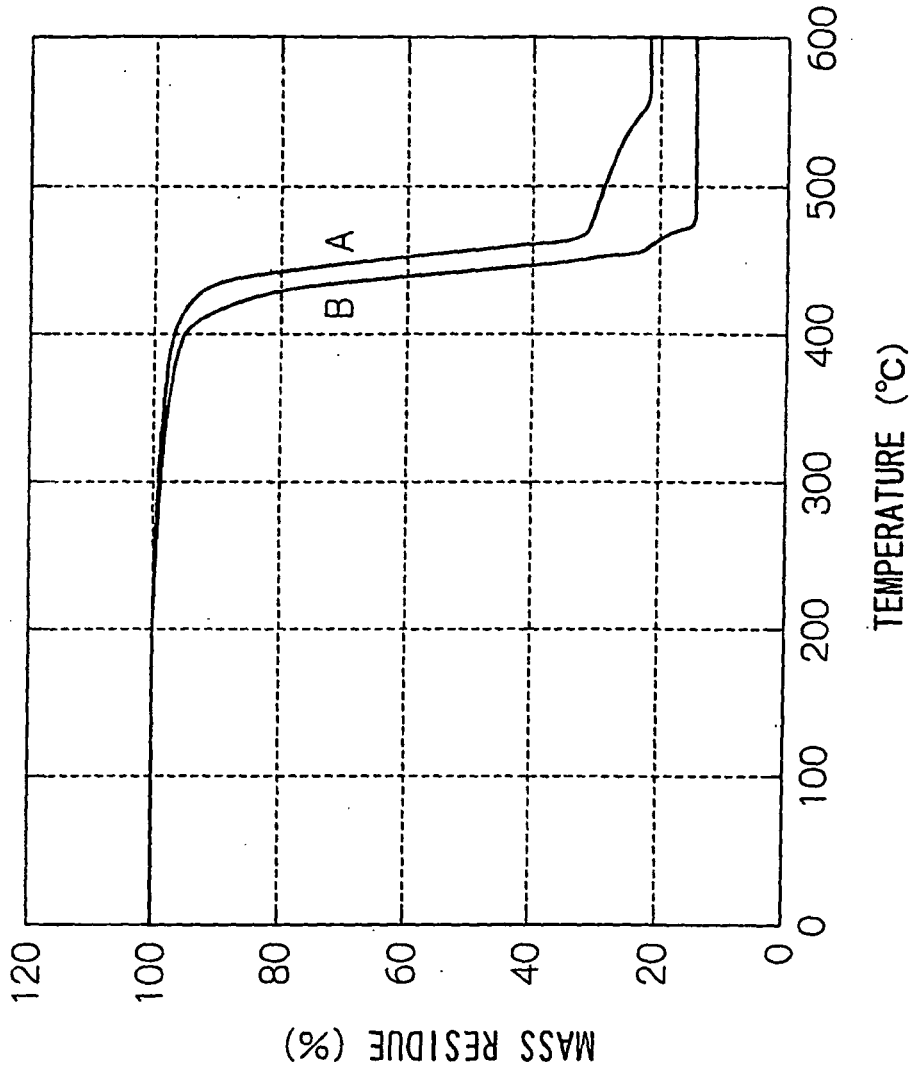


FIG.4



REFERENCES CITED IN THE DESCRIPTION

This list of references cited by the applicant is for the reader's convenience only. It does not form part of the European patent document. Even though great care has been taken in compiling the references, errors or omissions cannot be excluded and the EPO disclaims all liability in this regard.

Patent documents cited in the description

- US 3308107 A [0003]
- US 3450716 A [0003]

Non-patent literature cited in the description

- **V.S. YUMINOV.** Izvestiya A Kademii Nank SSSR. Seriya Khimicheskaya, February 1988, 392-395 [0003]