



(11) **EP 2 269 979 B1**

(12) **EUROPEAN PATENT SPECIFICATION**

(45) Date of publication and mention of the grant of the patent:
16.04.2014 Bulletin 2014/16

(21) Application number: **09720699.9**

(22) Date of filing: **27.02.2009**

(51) Int Cl.:
C07C 251/20 ^(2006.01) **B01J 31/22** ^(2006.01)
C07B 53/00 ^(2006.01) **C07C 249/02** ^(2006.01)
C07F 9/40 ^(2006.01) **B01J 31/02** ^(2006.01)
B01J 31/18 ^(2006.01) **C07C 271/22** ^(2006.01)
C07C 251/24 ^(2006.01) **C07D 307/52** ^(2006.01)
C07F 9/655 ^(2006.01) **C07F 9/6553** ^(2006.01)

(86) International application number:
PCT/JP2009/053681

(87) International publication number:
WO 2009/113409 (17.09.2009 Gazette 2009/38)

(54) **DIAMINO ACID DERIVATIVE STARTING MATERIAL, MANUFACTURING METHOD THEREOF, AND DIAMINO ACID DERIVATIVE MANUFACTURING METHOD**

DIAMINOSÄUREDERIVAT-AUSGANGSMATERIAL, VERFAHREN ZU DESSEN HERSTELLUNG UND VERFAHREN ZUR HERSTELLUNG EINES DIAMINOSÄUREDERIVATS

MATÉRIAU DE DÉPART DÉRIVÉ D'ACIDE DIAMINÉ, SON PROCÉDÉ DE FABRICATION ET PROCÉDÉ DE FABRICATION D'UN DÉRIVÉ D'ACIDE DIAMINÉ

(84) Designated Contracting States:
AT BE BG CH CY CZ DE DK EE ES FI FR GB GR HR HU IE IS IT LI LT LU LV MC MK MT NL NO PL PT RO SE SI SK TR

(30) Priority: **10.03.2008 JP 2008058993**

(43) Date of publication of application:
05.01.2011 Bulletin 2011/01

(73) Proprietor: **Japan Science and Technology Agency**
Kawaguchi-shi
Saitama 332-0012 (JP)

(72) Inventors:
• **KOBAYASHI, Shu**
Tokyo 101-0048 (JP)
• **YAMASHITA, Yasuhiro**
Tokyo 113-0032 (JP)
• **SEKI, Kazutaka**
Tsurugashima-shi
Saitama 3502201 (JP)

(74) Representative: **Vossius & Partner**
Siebertstrasse 4
81675 München (DE)

(56) References cited:
• **KOBAYASHI ET AL: ANGEW. CHEM. INT. ED., vol. 47, 20 June 2008 (2008-06-20), pages 5613-5615, XP002631229,**
• **VISO ET AL: CHEM. REV., vol. 105, 2005, pages 3167-3196, XP002631230,**
• **ZARAGOZA, FLORENCIO: 'Remarkable substituent effects on the chemoselectivity of rhodium(II) carbenoids derived from N-(2-diazo-3-oxobutyryl)-L-phenylalanine esters' TETRAHEDRON vol. 51, no. 32, 1995, pages 8829 - 34, XP000929227**
• **BRADAMANTE, SILVIA ET AL.: 'Activated C,H-acids: N-alkyl-9-fluorenimines. Preliminary communication' HELVETICA CHIMICA ACTA vol. 64, no. 8, 1981, pages 2524 - 7, XP008143024**

Note: Within nine months of the publication of the mention of the grant of the European patent in the European Patent Bulletin, any person may give notice to the European Patent Office of opposition to that patent, in accordance with the Implementing Regulations. Notice of opposition shall not be deemed to have been filed until the opposition fee has been paid. (Art. 99(1) European Patent Convention).

EP 2 269 979 B1

Description

[APPLICABLE FIELD IN THE INDUSTRY]

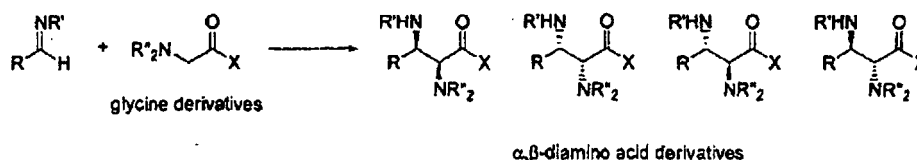
5 **[0001]** The present invention relates to starting materials of diamino acid derivatives, a manufacturing method thereof, and a manufacturing method of diamino acid derivatives.

[BACKGROUND ART]

10 **[0002]** α , β -diamino acid is an important compound as a chemical product and a pharmaceutical product. The foregoing α , β -diamino acid has two asymmetric points in its backbone. And, asymmetric synthesis of the α , β -diamino acid is an important task to be studied/researched. By the way, the Mannich-type reaction (carbon-carbon bond forming reaction) between an α -anion equivalent of glycine and imine (or an imine equivalent) is the most efficient technique (Scheme 2-1-1). The reason is that the two asymmetric points being generated can be simultaneously controlled. Yet, the reason is that the α , β -diamino acid backbone having desired configurations can be structured at a time.

15 **[0003]** A typified example of the Mannich-type reactions using the α -anion equivalent of glycine is shown below.

Scheme 2-1-1. Mannich-type reactions of glycine derivatives with imine equivalents



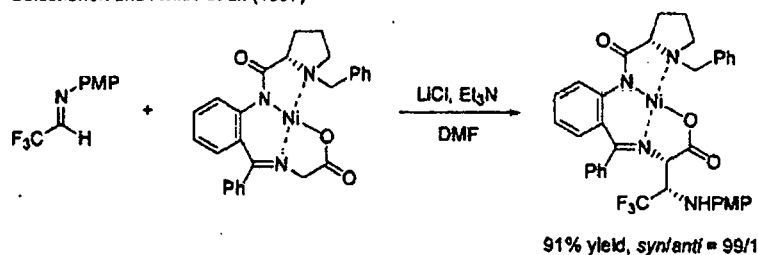
25 **[0004]** Soloshonok, Avilov et al. reported the diastereoselective reaction using chiral auxiliaries (a stoichiometric amount of a chiral source). Optically active nickel complexes derived from glycine are used for this reaction. And, the highly diastereoselective reaction was realized. The substrate generality is lacking. However, the product can be induced into syn α , β -diamino acid

(Scheme 2-1-2)

[0005]

Scheme 2-1-2. Mannich-type reactions of chiral glycine derivatives

Soloshonok and Avilov et al. (1997)



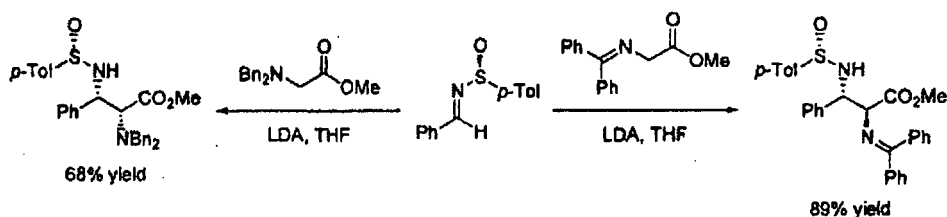
45 **[0006]** Williams et al. reported the diastereoselective reaction using glycine derivatives derived from chiral oxazinone. In any of these examples, the chiral source was introduced into the glycine derivatives, being a nucleophile.

50 **[0007]** Viso et al. and Davis et al. reported an example of introducing the chiral source into an electrophile (the reaction using chiral sulfinimine as a substituent on nitrogen).

55 **[0008]** Davis et al. can manufacture a syn-compound and an anti-compound at will by changing a protecting group on nitrogen of glycine derivatives (Scheme 2-1-3).

Scheme 2-1-3. Mannich-type reaction of chiral electrophiles

Davis et al. (2004)



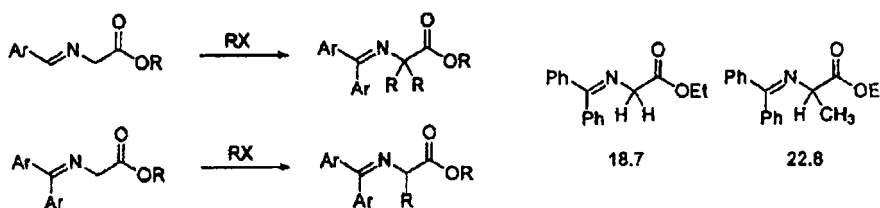
[0009] After O'Donnel et al. synthesized the glycine Schiff base derived from stable benzophenone, the various reactions using this substrate as prochiral glycine derivatives have been rapidly developed. The mono-alkylated products were obtained by using the glycine Schiff base derived from benzophenone. The mono-alkylated products are hardly obtained with the glycine Schiff base derived from aldimines. In addition, putting stability in water into practical use allowed a large number of optically active phase transfer catalysts to be developed. And, it has become possible to manufacture both of D and L-optically active amino acid derivatives at will (Scheme 2-1-4).

[0010] This glycine Schiff base derived from benzophenone (the pKa value of α -position hydrogen is approximately 18.7) is easily deprotonated with KOH that is used together with the phase transfer catalyst (Figure 2-1-1).

[0011] However, the dialkylation of the Schiff base derived from alanine is suppressed because the pKa value thereof is approximately 22.8.

[0012] The asymmetric Mannich-type reaction as well using this glycine Schiff base derived from benzophenone has been developed. Its example is shown below.

Scheme 2-1-4. Alkylation of glycine Schiff base

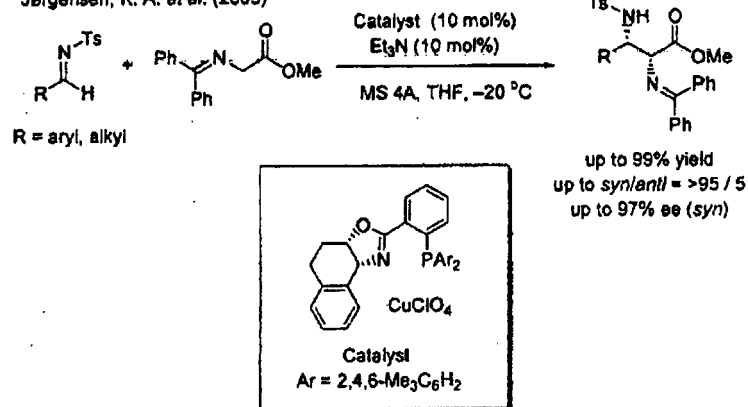
Figure 2-1-1. pKa value of glycine Schiff bases (in DMSO)⁸⁾

[0013] Jorgensen et al. reported the addition reaction to N-tosylimines using triethylamine as a base in the presence of a copper complex having a chiral ligand (Scheme 2-1-5).

[0014] Herein, effectiveness is demonstrated in not only aromatic imines but also imines derived from aliphatic aldehydes. In either case, the obtained α , β -diamino acid derivatives exhibits the high enantioselectivity. However, using the aromatic imines causes the diastereoselectivity to decline slightly. As a rule, it is difficult to remove a tosyl group, being a protecting group of the amino group.

Scheme 2-1-5.

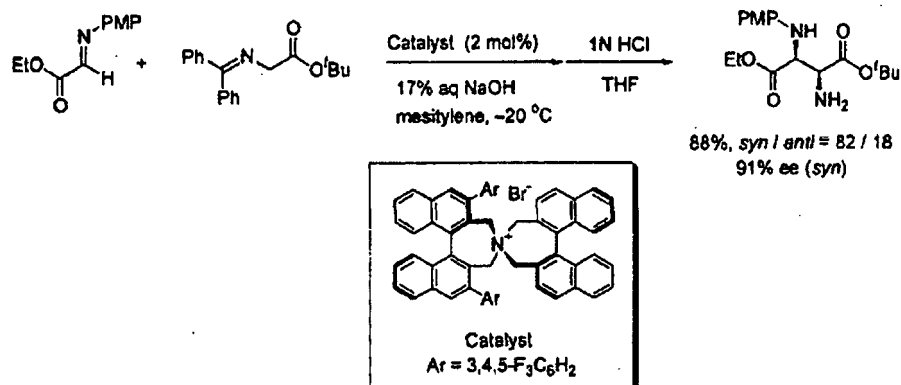
Jørgensen, K. A. et al. (2003)



[0015] Maruoka et al. reported the various reactions (for example, the asymmetric alkylation of the glycine Schiff base derived from benzophenone) using the chiral phase transfer catalyst developed on their own. For example, the Mannich-type reaction for α -iminoester was reported (Scheme 2-1-6). This reaction affords 3-amino aspartic acid derivatives. However, the active α -iminoester has to be used as an electrophile. For this, the problem remains in terms of the substrate generality.

Scheme 2-1-6.

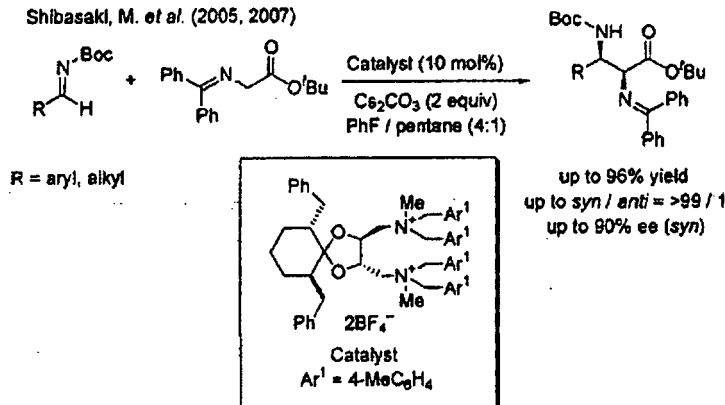
Maruoka, K. et al. (2004)



[0016] Shibasaki et al. reported the Mannich-type reaction (the phase transfer catalyst: an optically active diammonium salt derived from tartaric acid) for N-Boc imine (Scheme 2-1-7). Not only the aromatic imines but also the imines derived from aliphatic aldehydes were reported herein. And, the wide-range substrate generality is shown. In this reaction, *syn* α , β -diaminoester derivatives are highly selectively obtained.

Scheme 2-1-7.

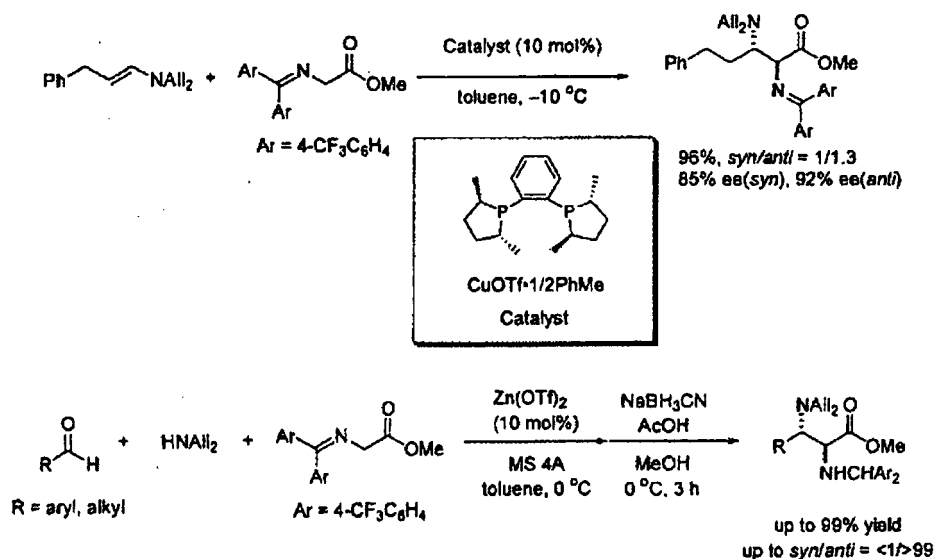
Shibasaki, M. et al. (2005, 2007)



[0017] This inventor et al. as well has studied the Mannich-type reaction using the glycine Schiff base (Scheme 2-1-8).

[0018] With this reaction, the deprotonation is conducted with enamine (having the Lewis acid activated glycine Schiff base as a substrate). And, enolate is generated. This reaction is a reaction of conducting a nucleophilic addition reaction for iminium that is co-generated (a reaction requiring no external base). Further, this inventor et al. conducted the development into the asymmetric reaction with Me-DUPHOS defined as a chiral ligand. This reaction has a problem that should be solved, namely, a problem of the diastereoselectivity. However, the obtained target product exhibits the high enantioselectivity. It was reported that applying this reaction to a three-component Mannich-type reaction allowed the obtained adduct to exhibit the high diastereoselectivity. In this reaction, the anti-product is obtained as a main product differently from the other Mannich-type reactions. And, it is of interest from a viewpoint of the reaction mechanism.

Scheme 2-1-8.

Kobayashi, S. *et al.* (2005, 2006)

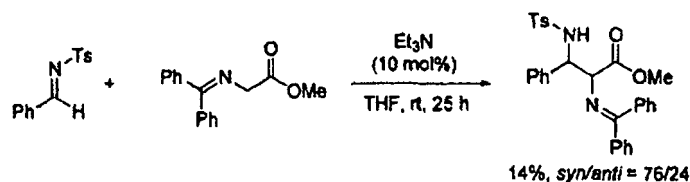
[0019] Above, examples of the reports of the catalytically asymmetric Mannich-type reactions using the glycine Schiff base derived from benzophenone were mentioned.

[0020] However, the room for further improvement is left hereto in terms of the selectivity, the substrate generality, etc.

[0021] One equivalent of the metal bases or more such as KOH used together with the phase transfer catalyst is used. Thus, the above reaction is not satisfactory as an environment-friendly reaction.

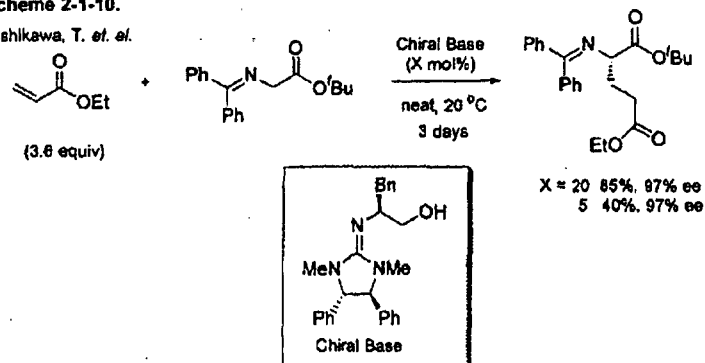
[0022] Jørgensen *et al.* reported that the deprotonation was difficult with a catalyst amount of organic amines (tertiary amines) (Scheme 2-1-9).

Scheme 2-1-9.

Jørgensen, K. A. *et al.* (2003)

[0023] There are many reactions other than the Mannich-type reactions where the deprotonation is rate-limited. Ishikawa *et al.* reported the Michael reaction using chiral guanidine (Scheme 2-1-10). This reaction exhibits the high enantioselectivity. And, the catalyst is collected. However, the excessive substrate has to be used. Further, a progress of the reaction is slow. Thus, the development of the high reactive substrate is desired.

Scheme 2-1-10.

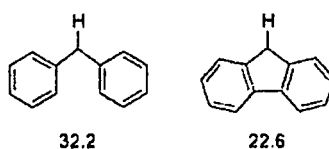
Ishikawa, T. *et al.*

[0024] Fluorene is more stable in terms of the conjugate base after the deprotonation as compared with diphenylmethane. And, acidity of the 9-position hydrogen is very high (Figure 2-1-2).

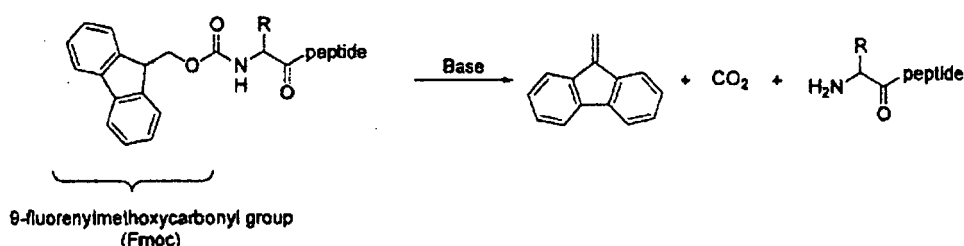
[0025] Carpino et al. reported a Fmoc group as a protecting group of the amino group by utilizing this properties. While this Fmoc group is not broken under the acid condition that is used at the moment of breaking a Boc group, it is easily broken with the relative weak base such as secondly amine. And, the Fmoc group is used in not only solid-phase synthesis of peptides but also synthesis of natural products because it is selectively deprotectable (Scheme 2-1-11).

[0026] This inventor thought that the reactivity of the substrate was able to be raised by utilizing a unique property that this methine anion is stable.

Figure 2-1-2. pKa value in DMSO



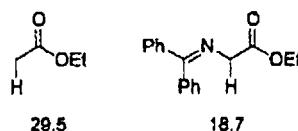
Scheme 2-1-11.



[0027] At first, a concept of the glycine Schiff base derived from fluorenone imine will be described.

[0028] α -position hydrogen of the glycine alkyl ester derived from benzophenone exhibits very high acidity as compared with α -position hydrogen of the general esters (Figure 2-1-3).

Figure 2-1-3. pKa value of ester (in DMSO)

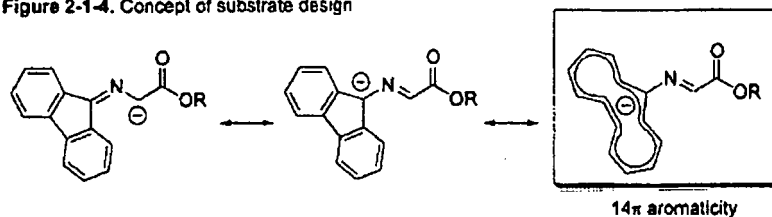


[0029] This is owing to an electron withdrawing effect of the α -position Schiff base portion.

[0030] It is thought that the electron withdrawing of the Schiff base portion has a correlation with stability of a resonance structure of the methine anion.

[0031] Thereupon, this inventor used the glycine Schiff base derived from fluorenone (which is thought to be stable due to a contribution by the resonance structure having flatness, and having 14π -electron aromaticity) for the corresponding conjugate base. That is, it was thought that the glycine Schiff base derived from fluorenone promoted the deprotonation of the α -position hydrogen all the more, and developed the Mannich-type reaction more smoothly than the base derived from benzophenone (Figure 2-1-4).

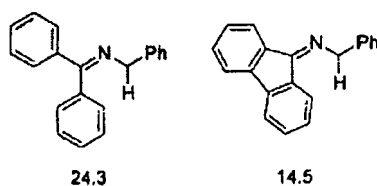
Figure 2-1-4. Concept of substrate design



[0032] As a matter of fact, as shown below, some reports say that the acidity of the α -position hydrogen of the fluorenone

imine is very higher than that of the benzophenone imine (The former differs from the latter by approximately ten times in terms of the pKa value in a DMSO solution (Figure 2-1-5).

Figure 2-1-5. pKa value of Schiff bases (in DMSO)



Non-patent document 1: Viso, A.; Fernandez de la Pradilla, R.; Garcia, A.; Flores, A. Chem. Rev. 2005, 105,3167.

Non-patent document 2: Lucet, D.; Gall, T. L.; Mioskowski, C. Angew. Chem., Int. Ed. Engl. 1998, 37, 2580.

Non-patent document 3: Soloshonok, V. A.; Avilov, D. V.; Kukhar, V. P.; Meervelt, L. V.; Mischenko, N. Tetrahedron Lett. 1997, 38, 4671.

Non-patent document 4: DeMong, D. E.; Williams, R. M. Tetrahedron Lett. 2001, 42, 3529.

Non-patent document 5: DeMong, D. E.; Williams, R. M. J. Am. Chem. Soc. 2003, 125, 8561.

Non-patent document 6: Viso, A.; Fernandez de la Pradilla, R.; Guerrero-Strachan, C.; Alonso, M.; Martinez-Ripoll, M.; Andre, I. J. Org. Chem. 1997, 62, 2316.

Non-patent document 7: Viso, A.; Fernandez de la Pradilla, R.; Garcia, A.; Alonso, M.; Guerrero-Strachan, C.; Fonseca, I. Synlett 1999, 1543.

Non-patent document 8: Viso, A.; Fernandez de la Pradilla, R.; Lopez-Rodriguez, M. L.; Garcia, A.; Tortosa, M. Synlett 2002, 755.

Non-patent document 9: Viso, A.; Fernandez de la Pradilla, R.; Garcia, A.; Guerrero-Strachan, C.; Alonso, M.; Tortosa, M.; Flores, A.; Martinez-Ripoll, M.; Fonseca, I.; Andre, I.; Rodriguez, A. Chem. Eur. J. 2003, 9, 2867.

Non-patent document 10: Viso, A.; Fernandez de la Pradilla, R.; Lopez-Rodriguez, M. L.; Garcia, A.; Flores, A.; Alonso, M. J. Org. Chem. 2004, 69, 1542.

Non-patent document 11: Davis, F. A.; Deng, J. Org. Lett. 2004, 6, 2789.

Non-patent document 12: Davis, F. A.; Deng, J. Org. Lett. 2005, 7, 621.

Non-patent document 13: O'Donnel, M. J.; Boniece, J. M.; Earp, S. E. Tetrahedron Lett. 1978, 30, 2641.

Non-patent document 14: O'Donnel, M. J.; Eckrich, T. M. Tetrahedron Lett. 1978, 30, 4625.

Non-patent document 15: Maruoka, K.; Ooi, T. Chem. Rev. 2003, 103, 3013.

Non-patent document 16: O'Donnel, M. J. Acc. Chem. Res. 2004, 37, 506.

Non-patent document 17: Lygo, B.; Andrews, B. I. Acc. Chem. Res. 2004, 37, 518.

Non-patent document 18: Maruoka, K.; Hashimoto, T. Chem. Rev. 2007, 107, 5656.

Non-patent document 19: O'Donnel, M. J.; Bennett, W. D.; Bruder, W. A.; Jacobsen, W. N.; Knuth, K.; LeClef, B.; Plot, R. L.; Bordwell, F. G.; Mrozack, S. R.; Cripe, T. A. J. Org. Chem. 1988, 110, 8520.

Non-patent document 20: Bernardi, L.; Gothelf, A. S.; Hazell, R. G.; Jorgensen, K. A. J. Org. Chem. 2003, 68, 2583.

Non-patent document 21: Ooi, T.; Kameda, M.; Fujii, J.; Maruoka, K. Org. Lett. 2004, 6, 2397.

Non-patent document 22: Okada, A.; Shibuguchi, T.; Ohshima, T.; Masu, H.; Yamaguchi, K.; Shibasaki, M. Angew. Chem., Int. Ed. 2005, 44, 4564.

Non-patent document 23: Shibuguchi, T.; Mihara, H.; Kuramochi, A.; Ohshima, T.; Shibasaki, M. Chem. Asian J. 2007, 2, 794.

Non-patent document 24: Kobayashi, J.; Yamashita, Y.; Kobayashi, S. Chem. Lett. 2005, 34, 268.

Non-patent document 25: Salter, M. M.; Kobayashi, J.; Shimizu, Y.; Kobayashi, S. Org. Lett. 2006, 8, 3533.

Non-patent document 26: Ishikawa, T.; Araki, Y.; Kumamoto, T.; Seki, H.; Fukuda, K.; Isobe, T. Chem. Commun. 2001, 245.

Non-patent document 27: Matthews, W. S.; Bares, J. E.; Bartmess, J. E.; Bordwell, F. G.; Cornforth, F. J.; Drucker, G. E.; Margolin, Z.; McCallum, R. J.; Vanier, N. R. J. Am. Chem. Soc. 1975, 97, 7006

Non-patent document 28: Carpino, A. L.; Han, G. Y. J. Am. Chem. Soc. 1970, 92, 5748.

Non-patent document 29: Carpino, A. L.; Han, G. Y. J. Org. Chem. 1972, 37, 3404.

Non-patent document 30: O'Donnel, M. J.; Plot, R. L. J. Org. Chem. 1982, 47, 2663.

Non-patent document 31: O'Donnel, M. J.; Lawley, L. K.; Pushpavanam, P. B.; Burger, A.; Bordwell, F. G.; Zhang, X. Tetrahedron Lett. 1994, 35, 6421

Non-patent document 32: Genet, J. P.; Uziel, J.; Touzin, A. M.; Juge, S. Synthesis 1990, 41.

Non-patent document 33: Kim, D. Y.; Suh, K. H.; Huh, S. C.; Lee, K. Synth. Commun. 2000, 31, 3315.

Non-patent document 34: Jaszay, Z. M.; Nemeth, G.; Pham, T. S.; Petnehazy, I.; Grun, A.; Toke, L. Tetrahedron

Asymmetry 2005, 16, 3837.

Non-patent document 35: Blaszczyk, R.; Gajda, T. Tetrahedron Lett. 2007, 48, 5859.

Non-patent document 36: Takamura, M.; Hamashima, Y.; Usuda, H.; Kanai, M.; Shibasaki, M. Angew. Chem., Int. Ed. 2000, 39, 1650.

5

[DISCLOSURE OF THE INVENTION]

[PROBLEMS TO BE SOLVED BY THE INVENTION]

10 **[0033]** By the way, with conventional proposed arts, the diamino acid derivatives cannot be efficiently obtained.

[0034] Thus, a task that the present invention is to solve, that is, an object of the present invention is to provide a technology for efficiently synthesizing the diamino acids (diamino acid derivatives (derivatives such as diamino acid ester and diamino phosphonic acid ester)).

15 [MEANS FOR SOLVING THE PROBLEM]

[0035] The foregoing problems are solved by a manufacturing method of starting materials of diamino acid derivatives represented by the following general formula [II] that is characterized in reacting a compound represented by the following general formula [I] with a compound represented by the following general formula [V].

20 **[0036]** The foregoing problems are solved by a diamino acid derivative starting material that is characterized in being a compound represented by the following general formula [I].

[0037] The foregoing problems are solved by a diamino acid derivative starting material that is characterized in being a compound represented by the following general formula [II].

25 **[0038]** The foregoing problems are solved by a manufacturing method of diamino acid derivatives that is characterized in removing a fluorenyl group of the diamino acid derivative starting material represented by the following general formula [II].

[0039] The foregoing problems are solved by a manufacturing method of starting materials of diamino acid derivatives represented by the following general formula [IV] that is characterized in reacting a compound represented by the following general formula [III] with a compound represented by the following general formula [V].

30 **[0040]** The foregoing problems are solved by a diamino acid derivative starting material that is characterized in being a compound represented by the following general formula [III].

[0041] The foregoing problems are solved by a diamino acid derivative starting material that is characterized in being a compound represented by the following general formula [IV].

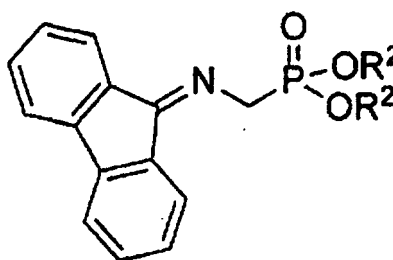
35 **[0042]** The foregoing problems are solved by a manufacturing method of diamino acid derivatives that is characterized in removing a fluorenyl group of the diamino acid derivative starting material represented by the following general formula [IV].

[0043]

40

General formula [I]

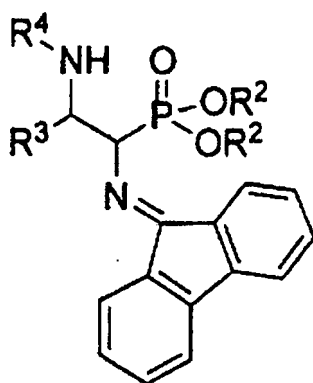
45



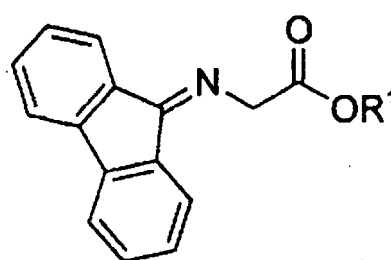
50

General formula [II]

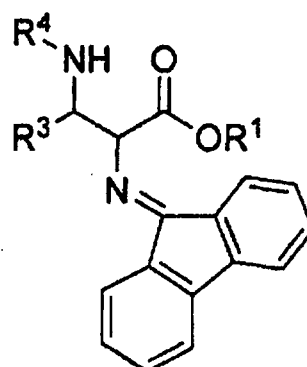
55



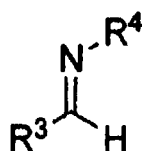
General formula [III]



General formula [IV]



General formula [V]



[0044] The foregoing R¹ is a substituted hydrocarbon group or an unsubstituted hydrocarbon group.

[0045] The foregoing R² is a substituted hydrocarbon group or an unsubstituted hydrocarbon group. All of R² may be identical to each other, and may differ from each other.

[0046] The foregoing R³ is a substituted hydrocarbon group, a substituted heterocyclic group, an unsubstituted hydrocarbon group, or an unsubstituted heterocyclic group.

[0047] The foregoing R⁴ is an electron-withdrawing group.

[0048] The foregoing fluorenyl group is a ring-substituted fluorenyl group or a ring-unsubstituted fluorenyl group.

[AN ADVANTAGEOUS EFFECT OF THE INVENTION]

[0049] The compounds of the general formula [II] or the general formula [IV] can be efficiently obtained because the compounds of the general formula [I] or the general formula [III] having the fluorenyl group are used.

[0050] In particular, a catalyst amount of the base allows the reaction to progress.

[0051] Further, the asymmetric reaction is also possible.

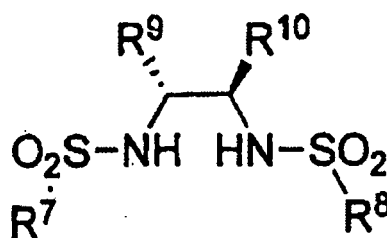
[0052] And, for example, the derivatives such diamino acid ester and diamino phosphonic acid ester can be efficiently obtained. The diamino acid derivatives are efficiently obtained by thereafter removing the fluorenyl group.

[BEST MODE FOR CARRYING OUT THE INVENTION]

[0053] The present invention relates to diamino acid derivative starting materials. The foregoing starting material is a compound represented by the foregoing general formula [I]. Or the foregoing starting material is a compound represented by the foregoing general formula [II]. Or the foregoing starting material is a compound represented by the foregoing general formula [III]. Or the foregoing starting material is a compound represented by the foregoing general formula [IV].

[0054] The present invention relates to a manufacturing method of diamino acid derivative starting materials. The foregoing method is a method of reacting the compound represented by the foregoing general formula [I] with the compound represented by the foregoing general formula [V]. Or, the foregoing method is a method of reacting the compound represented by the foregoing general formula [III] with the compound represented by the foregoing general formula [V]. Using an optically active basic catalyst at the moment of the reaction between each of the foregoing compound [I] and the foregoing compound [III] and the foregoing compound [V] allows the optically active diamino acid derivative starting material to be obtained. As the foregoing catalyst, for example, an optically active guanidine compound can be listed. Or, an optically active basic catalyst configured using MX_2 (M is Be, Mg, Ca, Sr, Ba, or Ra. X is an arbitrary group) and the compound represented by the following general formula [VI] can be listed. And, a catalyst amount of the base allows the reaction to progress.

General formula [VI]



[0055] R^7 , R^8 , R^9 , and R^{10} each represents a substituted cyclic group or an unsubstituted cyclic group. R^9 and R^{10} form a ring in some cases, and they do not form a ring in some cases.]

[0056] The present invention relates to a manufacturing method of diamino acid derivatives. The foregoing method is a method of removing the fluorenyl group of the diamino acid derivative starting material represented by the foregoing general formula [II]. Or the foregoing method is a method of removing the fluorenyl group of the diamino acid derivative starting material represented by the foregoing general formula [VI]. The foregoing fluorenyl group is preferably removed with an acid process.

[0057] The foregoing R^1 is a substituted hydrocarbon group or an unsubstituted hydrocarbon group. The preferable R^1 is a hydrocarbon group having a carbon number of 1 to 8.

[0058] The foregoing R^2 is a substituted hydrocarbon group or an unsubstituted hydrocarbon group. The preferable R^2 is a hydrocarbon group having a carbon number of 1 to 8. All of R^2 may be identical to each other, and may differ from each other.

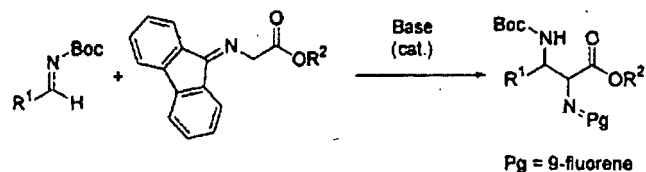
[0059] The foregoing R^3 is a substituted hydrocarbon group, a substituted heterocyclic group, an unsubstituted hydrocarbon group, or an unsubstituted heterocyclic group. The preferable R^3 is a hydrocarbon group having a carbon number of 1 to 8.

[0060] The foregoing R^4 is an electron-withdrawing group. The preferable electron-withdrawing group is, for example, an alkoxy carbonyl group, an acyl group, an arylsulfonyl group, or an alkylsulfonyl group.

[0061] The foregoing fluorenyl group is a ring-substituted fluorenyl group or a ring-unsubstituted fluorenyl group

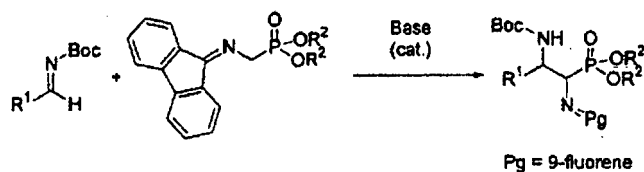
[0062] Next, the Mannich-type reaction using the glycine Schiff base is described (Scheme 2-1-12).

Scheme 2-1-12. Mannich-type reaction using glycine Schiff base derived from fluorenone



10 [0063] Further, the Mannich-type reaction using the glycine Schiff base phosphorus analogues (α -anion equivalent) is described (Scheme 2-1-13)

Scheme 2-1-13. Mannich-type reaction using glycine Schiff base phosphorus analogue derived from fluorenone

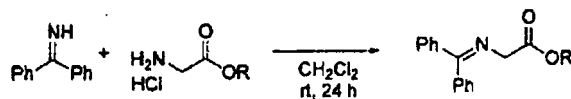


20 [Development of the Mannich-type reaction using the glycine Schiff base]

(1) Investigation of the substrate synthesis

25 [0064] O'Donnel et al. reported the glycine Schiff base derived from benzophenone (the glycine Schiff base using glycine ester hydrochloride and the benzophenone imine) (Scheme 2-2-1).

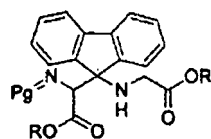
Scheme 2-2-1.



35 [0065] Thereupon, likewise, the fluorenone imine and the glycine ester hydrochloride were stirred for 24 hours in order to recrystallize them in a methylene chloride. The target product, however, was not obtained. Additionally, a dimer of the target product was obtained (Figure 2-2-1).

[0066] Thereupon, the various conditions were changed for investigation. However, only the dimer was obtained. The aftertreatment (the cleaning by the base, the acid, a buffer solution, etc.) was conducted; however no target product was obtained.

Figure. 2-2-1. Proposed structure of Dimer

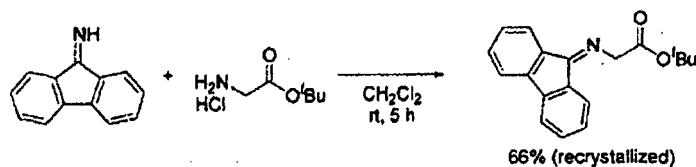


Pg = 9-fluorene

50 [0067] The reaction time was also investigated. For example, when the reaction stopped after one hour elapsed, the target product was obtained. No dimer thereof was obtained. When the reaction stopped after five hours elapsed, the target product was obtained at an excellent yield (Scheme 2-2-2).

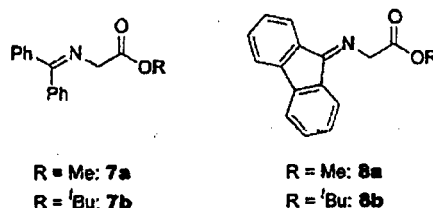
55 [0068] Also in the synthesis of this substrate, the filtering/cleaning were conducted after the reaction, similarly to the case of the glycine Schiff base derived from benzophenone. And, the recrystallization was conducted. With this, the target product was obtained.

Scheme 2-2-2.



10 [0069] Methyl ester and tert-butyl ester were synthesized. And, they are employed for the following investigation (Figure 2-2-2).

Figure 2-2-2. Structure of glycine Schiff bases



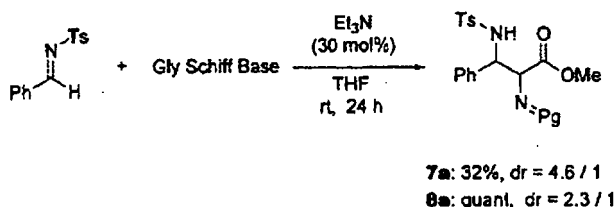
(2) Investigation of the reaction conditions

25 [0070] A comparison between the reactivity of the Schiff base derived from benzophenone (7a) and that of the Schiff base derived from fluorenone (8a) was conducted in the presence of triethylamine by using N-tosylimine (Scheme 2-2-3).

[0071] When the Schiff base derived from fluorenone (8a) was used, the reaction progressed quantitatively. When the Schiff base derived from benzophenone (7a) was used, the yield was low.

30 [0072] It was known from the above result that the Schiff base derived from fluorenone was abundant in the reactivity. It was suggested that the rate-determining stage of the reaction was a stage of generating the nucleophiles by the deprotonation.

Scheme 2-2-3. Comparison of reactivity

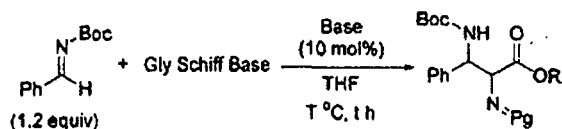


45 [0073] When the N-tosylimine was used, the diastereoselectivity was low. Thereupon, the diastereoselectivity was greatly improved as a result of using the imine having the Boc group (Table 2-2-1, entry 1). Continuously, the organic bases were screened (entries 2 to 6). When DBU was used, the reaction time was shortened; however, a decline in the diastereoselectivity was confirmed (entry 3). When the reaction temperature was -20°C, no improvement was confirmed (entry 4). When tetramethylguanidine was used, both of the reaction time and the selectivity were excellent (entry 5). When the reaction temperature was lowered, an improvement in the selectivity was recognized (entry 6). When the substrate (8b) having a bulky tert-butyl ester group was used, the obtained target product (adduct) exhibits the high diastereoselectivity (entry 7). When the substrate derived from benzophenone (7b) was used under this condition, the reaction did not progress (entry 8). LiOPMP is also effective as a catalyst, and the obtained target product exhibited the high yield (short time)/high diastereoselectivity (entry 9). Additionally, with an X-ray crystal structure analysis, it was known that the syn-type product was a main product in the case of using any of 8a and 8b (Figure 2-2-3).

50

55

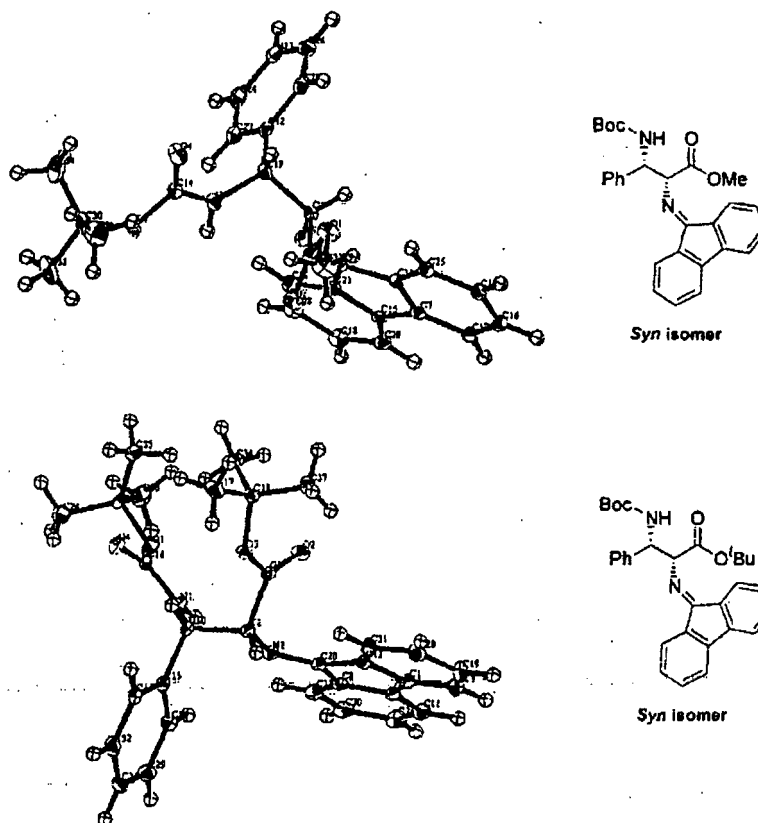
Table 2-2-1. Investigation of catalyst and conditions



entry	Gly	base	T (°C)	t (h)	yield (%)	syn / anti
1	8a	Et ₃ N	rt	36	quant	13.9 / 1
2	8a	^t Pr ₂ NEt	rt	36	83	4.6 / 1
3	8a	DBU	rt	0.5	quant	1.8 / 1
4	8a	DBU	-20	0.5	quant	2.1 / 1
5	8a	Guanidine ^a	rt	0.5	quant	4.9 / 1
6	8a	Guanidine ^a	-20	0.5	72	9.2 / 1
7	8b	Guanidine ^a	-20	1	98	>50 / 1
8	7b	Guanidine ^a	-20	16	trace	-
9	8a	LiOPMP ^b	-20	0.5	quant	>99 / 1

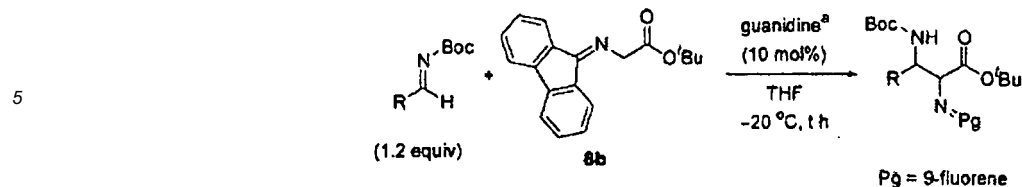
1,1,3,3-Tetramethylguanidine. ^b Lithium p-methoxyphenoxide.

Figure 2-2-3.



[0074] Thereupon, the substrate generality was investigated in the case of using the tetramethylguanidine as a catalyst (Table 2-2-2). When the aromatic imine was used, the obtained target product exhibited the high yield/high diastereoselectivity (entries 1 to 4). When the imine derived from the aliphatic aldehyde was used, the adduct was obtained at an excellent yield. However, the diastereoselectivity declined greatly (entry 5).

Table 2-2-2. Substrate scope



10

entry	R	t (h)	yield (%)	syn / anti
1	Ph	1	98	>50 / 1
2	<i>p</i> -MeOC ₆ H ₄	16	91	>50 / 1
3	<i>p</i> -FC ₆ H ₄	16	96	13.7 / 1
4	2-Furyl	1	99	28.4 / 1
5 ^b	Ph(CH ₂) ₂	16	84	4.0 / 1

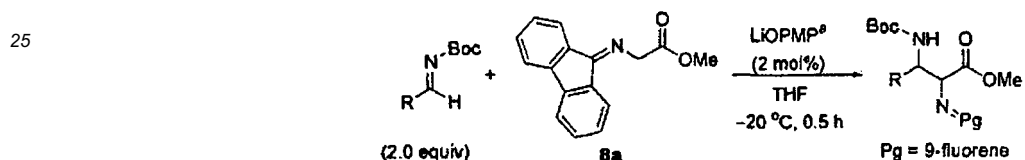
15

1,1,3,3-Tetramethylguanidine. ^b2.0 equiv of imine.

[0075] When the imine derived from the aliphatic aldehyde was used, the diastereoselectivity was in a middle level. Thereupon, in the case of using the substrate (8a) having the methylester, the LiOPMP, which afforded the excellent result, was used (Table 2-2-3). The reaction progressed smoothly. And, the obtained adduct exhibited the excellent diastereoselectivity.

20

Table 2-2-3. Mannich-type reactions using imine derived from aliphatic aldehyde



30

entry	R	yield (%)	syn / anti
1	Ph(CH ₂) ₂	98	9.1 / 1
2	Cyclohexyl	quant	11.9 / 1

^a Lithium *p*-methoxyphenoxide.

35

(3) Application to the asymmetric reaction

[0076] The excellent result was obtained when the tetramethylguanidine was used. Thereupon, the development into the asymmetric reaction was conducted by using chiral guanidine.

[0077] The reaction using the chiral guanidine (the Michael reaction using the glycine Schiff base derived from benzophenone and the acrylate ester) was reported by Ishikawa et al. (Scheme 2-2-4). This reaction allows the enolate to be efficiently formed by a hydroxyl group introduced by the chiral guanidine (9). And, the obtained Michael adduct exhibited the high enantioselectivity. The deprotonation of the glycine Schiff base is slow. For this, it is necessary to use an excessive amount of the substrate. Thereupon, it was thought that using the glycine Schiff base derived from fluorenone, which was more easily deprotonated, enabled these problems to be alleviated.

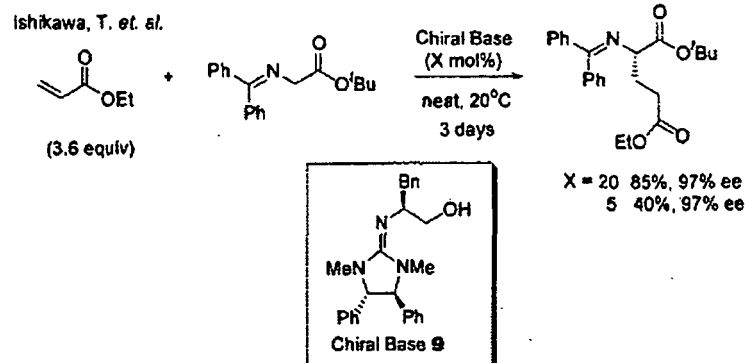
40

45

50

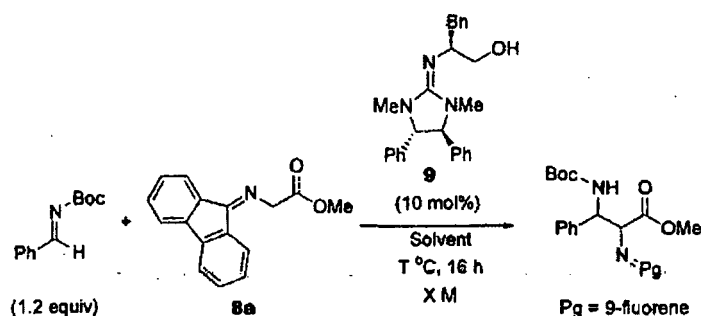
55

Scheme 2-2-4. Asymmetric reaction catalyzed chiral guanidine derivative



[0078] The reaction conditions were investigated with N-Boc imine 8a derived from benzaldehyde defined as a model substrate (Table 2-2-4). The reaction progressed smoothly when THF was used as a solvent. However, the enantioselectivity was hardly recognized (entry 1). When the toluene (non-polar solvent) was used, the enantioselectivity was greatly improved (entry 2). Thereupon, the toluene was used as a solvent, and the reaction temperature was investigated. With the reaction at -45°C , a decline in the diastereoselectivity was confirmed. However, the obtained adduct exhibited the high enantioselectivity (entry 3). With the reaction at low temperature, a remarkable decline in the yield was confirmed. The diastereoselectivity furthermore declined (entry 4). When methylene chloride was used, the enantioselectivity was reversed (entry 5).

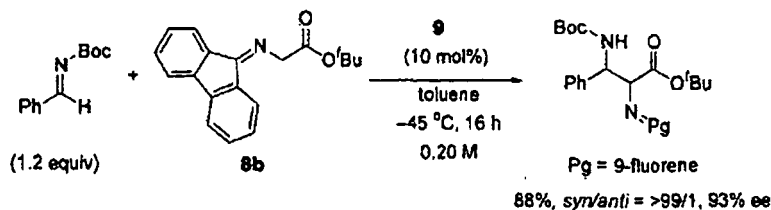
Table 2-2-4. Asymmetric Mannich-type reactions



entry	solvent	T	X	yield(%)	syn / anti	ee % (syn / anti)
1	THF	-20	0.07	quant	18.9 / 1	10 / 26
2	Toluene	-20	0.07	quant	8.1 / 1	80 / 61
3	Toluene	-45	0.20	quant	5.9 / 1	92 / 82
4	Toluene	-78	0.20	<28	1.8 / 1	91 / 85
5	CH ₂ Cl ₂	-45	0.20	quant	20.0 / 1	-57 / -81

[0079] The reaction using the substrate (8b) having the tert-butyl ester group was conducted (Scheme 2-2-5). The reaction progressed smoothly, and the obtained target product exhibited the high yield/high diastereoselectivity/high enantioselectivity.

Scheme 2-2-5. Effect of ester moiety

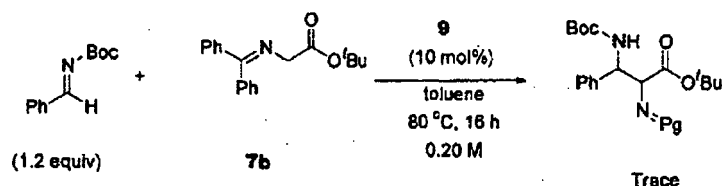


[0080] Likewise, the reaction was conducted under the identical conditions by using the substrate (8b) derived from benzophenone. However, the target product was hardly obtained even though the reaction temperature was raised to 80°C (Scheme 2-2-6).

5

Scheme 2-2-6. Glycine Schiff base derived from benzophenone

10



[Development of the Mannich-type reaction using the glycine Schiff base phosphonic acid]

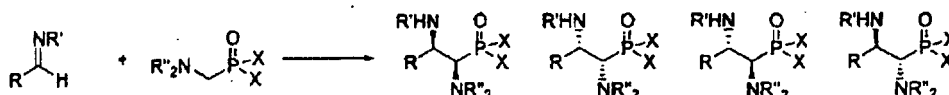
15

[0081] The α , β -diamino phosphonic acid is a medicinally/chemically interesting product. As a technique of synthesizing this α , β -diamino phosphonic acid, similarly to the case of the glycine alkyl ester, the Mannich-type reaction between the α -anion equivalent of the glycine Schiff base phosphonic acid analogues (Gly^P Schiff base) and the imine (imine equivalent) was thinkable (Scheme 2-3-1).

20

Scheme 2-3-1. Mannich-type reactions of glycine Schiff base phosphorus analogues

25

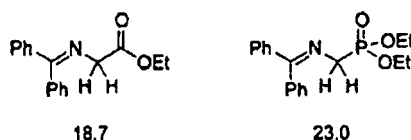


[0082] However, the acidity of the α -position hydrogen is low as compared with that of the glycine Schiff base. For this, the number of the reaction examples is very few (Figure 2-3-1). Hereinafter, its reaction example is shown.

30

Figure 2-3-1. pKa values of glycine Schiff base (in DMSO)^{8), 17)}

35



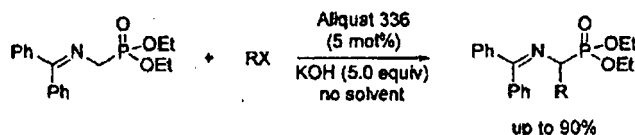
[0083] Genet et al. reported the alkylation using the phase transfer catalyst of the liquid (Scheme 2-3-2). They reported that when TBAB was used as a solvent, the yield was in a middle level, and potassium carbonate was not satisfactory as a base.

40

Scheme 2-3-2.

Genet, J. P. et al. (1990)

45

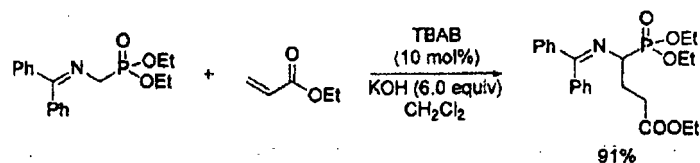
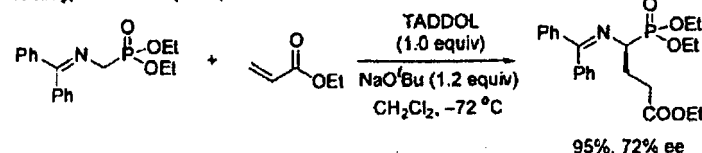


50

[0084] Kim et al. reported the Michael reaction using the phase transfer catalyst (Scheme 2-3-3-above). The Michael adduct was obtained at a high yield for various acrylate esters. Jaszay et al. reported the asymmetric Michael reaction (Scheme 2-3-3-down). However, one equivalent of the asymmetric sources was required, and the room for further improvement was left hereto in terms of the enantioselectivity. In any of these examples, one equivalent of the bases or more was used. And, the development of the high-reactivity substrate was desired.

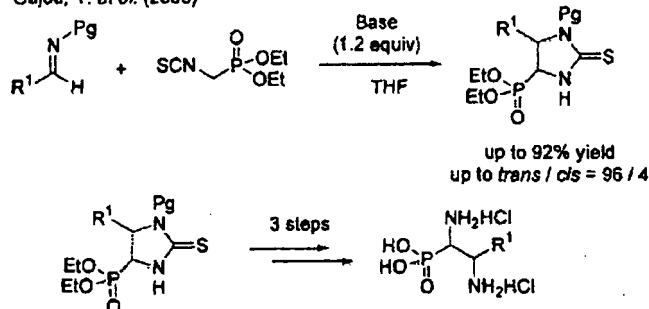
55

Scheme 2-3-3.

Kim, D. Y. *et al.* (1990)Jászay, Z. M. *et al.* (2005)

[0085] Gajda *et al.* reported the reaction affording the α, β-diamino phosphonic acid (the Mannich-type reaction using isothiocyanate phosphonic acid ester (Scheme 2-3-4)). One equivalent of the bases or more was required also in this case. Yet, the above reaction requires use of mercury at the time of converting the product. For this, it is not satisfactory. When the imine derived from the aliphatic aldehyde was used, the yield was in a middle level. And, the room for further improvement was left hereto also in terms of the substrate generality,

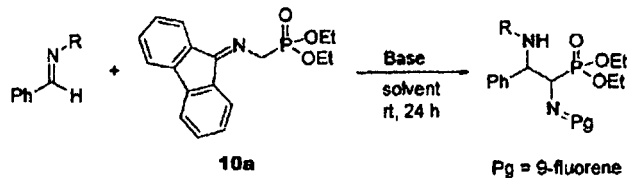
Scheme 2-3-4.

Gajda, T. *et al.* (2005)

(1) Investigation of the reaction conditions

[0086] The reactions using various bases were conducted with N-tosylimine defined as an electrophile (Table 2-3-1). While DBU, KO^tBu, etc. each having the high deprotonation ability as an organic base were used, the reaction did not progress at all (entries 1 to 5). In the case of using the N-Boc imine that gave the excellent result in the glycine Schiff base, a small amount of the adduct was obtained when triethylamine was used (entry 6). When DBU and LiOPMP were used, the adduct was obtained at a high yield (entries 7 and 8).

Table 2-3-1.



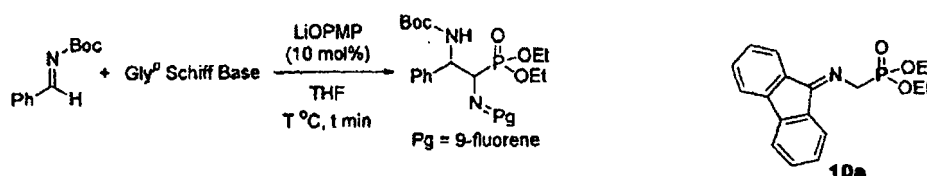
entry	R	base (mol%)	solvent	yield (%)	dr
1	Ts	Et ₃ N (10)	THF	N.R.	-
2	Ts	CuOTf + Et ₃ N (10)	THF	N.R.	-
3	Ts	DBU (10)	THF	N.R.	-
4	Ts	DBU (30)	DMF	N.R.	-
5	Ts	KO ^t Bu (30)	DMF	N.R.	-
6	Boc	NEt ₃ (10)	DMF	low	N.D.

(continued)

entry	R	base (mol%)	solvent	yield (%)	dr
7	Boc	DBU (10)	DMF	97	2.21 / 1
8	Boc	LIOPMP (10)	THF	quant	6.41 / 1

[0087] When LIOPMP was used, the adduct exhibiting the excellent diastereoselectivity was obtained for a short time. Thereupon, the comparison of the reactivity with substrates (11) and (12) derived from benzophenone, and the investigation of the temperature conditions were conducted (Table 2-3-2). In a case of using 10a, the reaction finished quickly, and the adduct was obtained quantitatively (entry 1). In a case of using 11, while the reaction time was prolonged, the yield was in a middle level (entry 2). In a case of using 12, while the reactivity was relatively high (entry 3), the adduct was hardly obtained at -78°C (entry 6). In a case of using 10a, the reaction progressed smoothly even at -78°C (entry 5). The target product was obtained quantitatively (entry 7) even though the amount of the catalyst was reduced to 2 mol %. It was known from the above result that the substrate (10a) derived from fluorenone was high in the acidity of the α -position hydrogen and was easily deprotonated as compared with the substrate (12) derived from benzophenone having the strong electron-withdrawing group such as CF₃.

Table 2-3-2. Comparison of reactivity



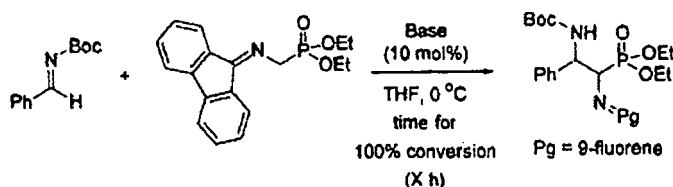
entry	Gly ^p	T (°C)	t (min)	yield (%)	dr
1	10a	0	10	quant	11.4/1
2	11	0	960	65	N.D.
3	12	0	10	95	15.0 / 1
4	10a	-20	10	98	15.1 / 1
6	10a	-78	10	82	23.0 / 1
6	12	-78	10	Trace	N.D.
7 ^a	10a	-76	960	quant	18.4 / 1

11: Ar = Ph
12: Ar = 4-CF₃C₆H₄

^a Catalyst loading was 2 mol%. N.D. = not determined

[0088] Next, the catalysts were screened with a time (Xh) required until a conversion rate reaches 100% and the diastereoselectivity defined as a marker, respectively (Table 2-3-3). A large change in the selectivity by a counter anion of a lithium salt was not recognized (entries 1 and 2). When NaO^tBu and the phase transfer catalyst were used, the diastereoselectivity was improved (entries 3 and 5). When various alkaline earth metals were used, the reaction progressed smoothly. However, the diastereoselectivity was low (entries 6 to 9). When Sc(OⁱPr)₃ and Zn(O^tBu)₂ were used, the satisfactory result was not obtained (entries 10 and 11).

Table 2-3-3. Screening of bases



entry	Base	X (h)	dr	entry	Base	X (h)	dr
1	LiOPMP	< 0.1	11.4 / 1	6	Mg(O ^t Bu) ₂	> 12 ^b	1.1 / 1
2	LiO ^t Bu	< 0.1	10.2 / 1	7	Ca(O ⁱ Pr) ₂	1.0	3.6 / 1
3	NaO ^t Bu	< 0.1	12.5 / 1	8	Sr(O ⁱ Pr) ₂	< 0.1	3.1 / 1
4	KO ^t Bu	< 0.1	7.0 / 1	9	Ba(O ^t Bu) ₂	< 0.1	3.5 / 1

(continued)

entry	Base	X (h)	dr
5 ^a	TBAB + KOHaq	< 0.1	12.0 / 1

^a Reaction was conducted in liq-liq bi-phase system ;
toluene (0.10 M), 50% KOH aq, TBAB (10 mol%), 0 °C, 10
min.

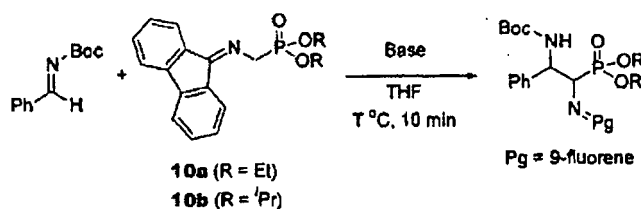
entry	Base	X (h)	dr
10	Sc(O ⁱ Pr) ₃	> 12 ^b	2.3 / 1
11	Zn(O ⁱ Bu) ₂	- ^c	-

^b Reaction did not complete even in 12 h
(isolated yield; 64% for Mg, 68% for Sc).

^cTrace (even at rt for 12 h).

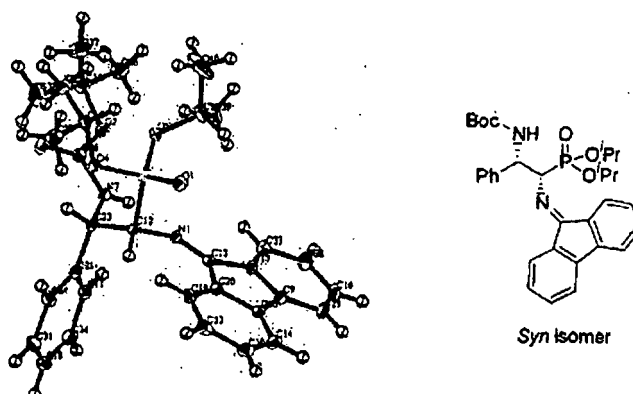
[0089] So as to enhance the selectivity, the investigation was conducted by using the substrate (10b) having the bulky isopropylester (Table 2-3-4). When LiOPMP was used, the diastereoselectivity was improved remarkably (entry 4). When the reaction was conducted by using NaOⁱBu, at 0°C, the obtained adduct exhibited the high diastereoselectivity (entry 5). At -20°C, the yield declined slightly (entry 6). The X-ray crystal structure analysis demonstrated that the syn-type product was a main product even with the reaction using 10b (Figure 2-3-3).

Table 2-3-4. Effect of ester group



entry	R	base (mol%)	T (°C)	Yield (%)	syn / anti
1	Et	LiOPMP (10)	0	quant	11.4 / 1
2	Et	LiOPMP (10)	-78	82	23.0 / 1
3	Et	NaO ⁱ Bu (10)	0	94	12.5 / 1
4	ⁱ Pr	LiOPMP (10)	0	quant	27.6 / 1
5	ⁱ Pr	NaO ⁱ Bu (2)	0	95	>50 / 1
6	ⁱ Pr	NaO ⁱ Bu (2)	-20	86	>50 / 1

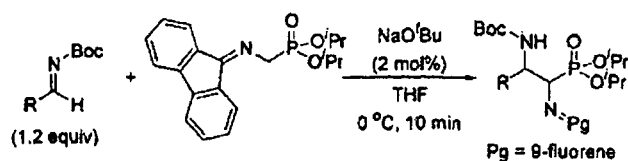
Figure 2-3-3.



[0090] The substrate generality was investigated because the optimum conditions were obtained (Table 2-3-5). When the aromatic imine was used, the reaction progressed smoothly. And, the obtained target product showed the high yield/high diastereoselectivity. In the imines derived from the aliphatic aldehyde, the target product was obtained at an

excellent yield when two equivalents of the imines as an electrophile were used.

Table 2-3-5. Substrate Scope



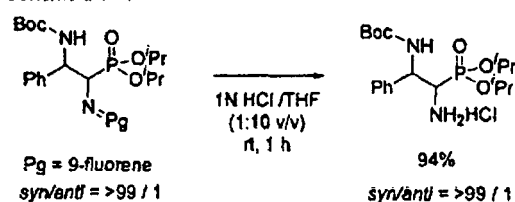
entry	R	yield (%)	syn / anti	entry	R	yield (%)	syn / anti
1	Ph	95	>50 / 1	6 ^a	<i>m</i> -vinylC ₆ H ₄	quant	>50 / 1
2	<i>p</i> -MeOC ₆ H ₄	quant	12.9 / 1	7	2-Furyl	quant	23.4 / 1
3	<i>p</i> -FC ₆ H ₄	97	27.4 / 1	8 ^a	2-Thienyl	quant	32.9 / 1
4	<i>m</i> -MeC ₆ H ₄	96	21.7 / 1	9 ^b	Ph(CH ₂) ₂	88	>99 / 1
6	<i>c</i> -MeC ₆ H ₄	99	>99 / 1	10 ^b	Cyclohexyl	quant	>99 / 1

^a 16 h. ^b 2.0 equiv of imine.

(2) Investigation of the deprotection

[0091] So as to show usefulness of the product, the investigation for removing the fluorenyl group was conducted. The deprotection was easily conducted under a mild acidic condition. For example, the deprotected product was obtained as a hydrochloride (Scheme 2-3-4). Additionally, the Boc group was not removed under this condition.

Scheme 2-3-4.

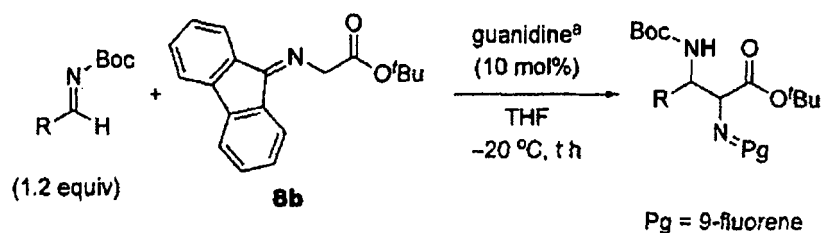


[0092] Hereinafter, specific examples will be explained furthermore.

[A manufacturing method of the diamino acid and the diamino phosphonic acid derivatives]

(1) Synthesis of the diamino acid ester

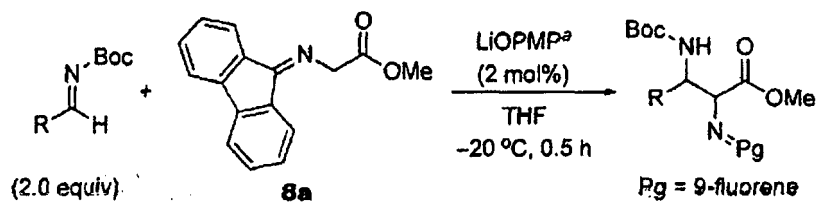
[0093]



entry	R	t (h)	yield (%)	syn / anti
1	Ph	1	98	>50 / 1
2	<i>p</i> -MeOC ₆ H ₄	16	91	>50 / 1
3	<i>p</i> -FC ₆ H ₄	16	96	13.7 / 1
4	2-Furyl	1	99	28.4 / 1
5 ^b	Ph(CH ₂) ₂	16	84	4.0 / 1

^a 1,1,3,3-Tetramethylguanidine ^b 2.0 equiv of imine.

5



10

entry	R	yield (%)	<i>syn</i> / <i>anti</i>
1	$\text{Ph}(\text{CH}_2)_2$	98	9.1 / 1
2	Cyclohexyl	quant	11.9 / 1

^a Lithium *p*-methoxyphenoxide.

15

20

25

30

35

40

45

50

55

5

10

15

20

25

30

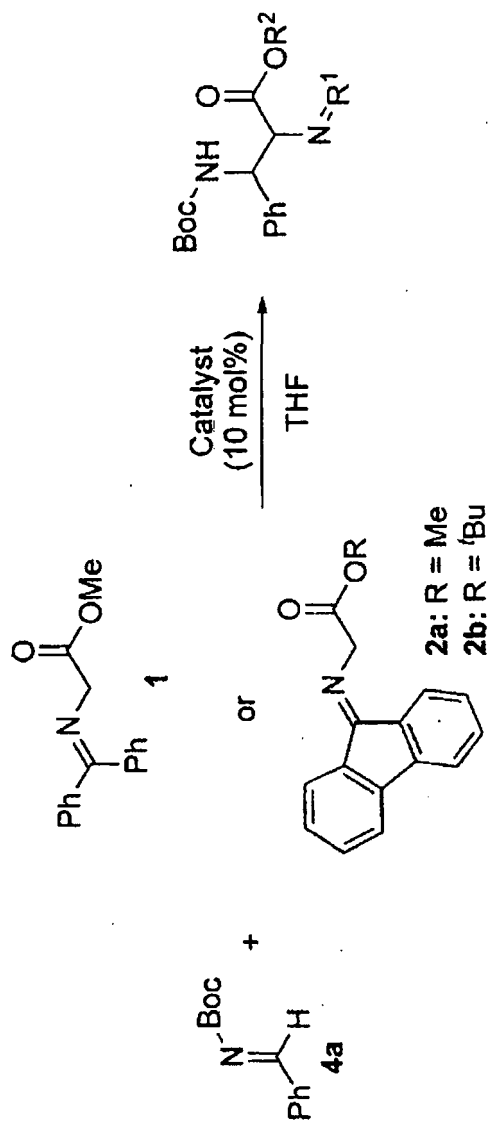
35

40

45

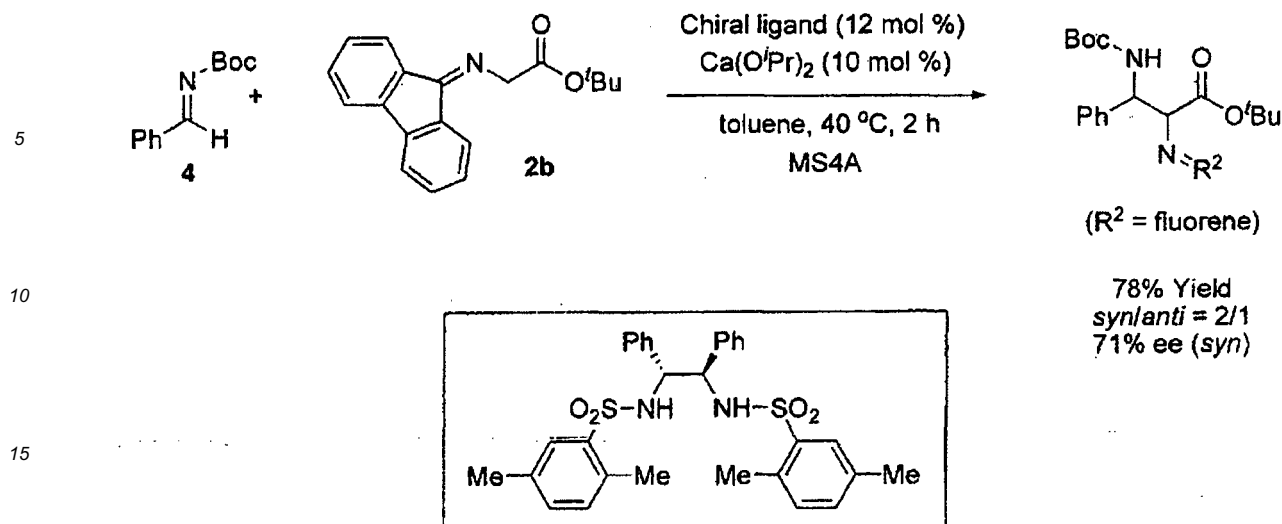
50

55



entry	Gly	catalyst	temp/°C	time/h	yield/%	synlanti
1	1	Guanidine ^a	-20	16	trace	-
2	2b	Guanidine	-20	1	98	>99/1
3	2a	LiOPMP	-20	0.5	quant	>99/1

^a1,1,1,3,3-Tetramethylguanidine.



[A manipulation of the asymmetric Mannich-type reaction between the fluorene glycine ester and the Boc imine]

20

25

30

[0094] The depressurized, dried, and heated reactor with a capacity of 10 mL was argon-substituted. This reactor was carried into a glove-box. And, ligand (0.018 mmol), molecular sieves 4A (50 mg), and $\text{Ca}(\text{O}^i\text{Pr})_2$ (0.015 mmol) were sequentially measured. After the reactor was taken out from the glove-box, the toluene (0.15 mL) was poured with a gastight syringe. Thereafter, it was stirred for two hours at room temperature. With this, the catalyst was prepared. After preparing the catalyst, a toluene solution (0.2 mL) of a fluorene protective tert-butylglycine ester (0.15 mmol) and a toluene solution (0.3 mL) of the Boc imine are sequentially added at 40°C with the gastight syringe. And, after the finishing of the reaction was confirmed with TLC (developing solvent: hexane/acetone=4/1), a saturated ammonium chloride aqueous solution (5 mL) was added, and the reaction was stopped. Thereafter, the extraction was conducted four times with methylene chloride (10 mL). It was dried over anhydrous sodium sulfate. After filtering, concentration under reduced pressure was conducted. The crude product obtained in such a manner was refined with a silica gel thin-layer chromatography, and the target product (α , β -diamino acid derivatives) was obtained.

35

[0095] The yield was 78%. The diastereoselectivity was *syn*/*anti*=1.5/1. With the enantioselectivity, the *syn*-type product was obtained at rate of 71%. Additionally, the diastereoselectivity and the enantioselectivity were determined with HPLC. ^1H NMR (CDCl_3): δ : 1.45 (s, 9H), 1.49 (s, 9H), 5.20 (s, 1H), 5.64 (d, $J = 7.9$ Hz, 1H), 6.37 (d, $J = 7.9$ Hz, 1H), 7.13-7.58 (m, 12H), 7.89 (d, $J = 7.4$ Hz, 1H).

^{13}C NMR (CDCl_3): δ : 27.9, 28.4, 56.7, 56.8, 68.9, 79.3, 82.8, 119.3, 120.5, 123.1, 126.5, 127.0, 127.1, 127.8, 128.2, 128.4, 131.4, 131.7, 131.8, 141.2, 144.0, 155.3, 166.8, 168.3.

HPLC Daicel Chiralpak AD-H, Hexane/*i*PrOH = 4/1, Flow rate = 1.00 mL/min,

40

Detection wavelength = 254 nm: *syn* isomer: $t_R = 5.1$ min (major), $t_R = 32.2$ min (minor). *anti* isomer: $t_R = 6.7$ min (major), $t_R = 11.3$ min (minor).

(1-1) Synthesis of the substrate

Boc-imine

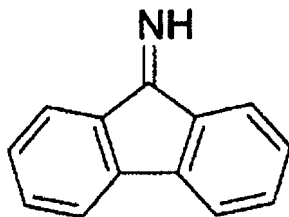
45

[0096] It was synthesized in accordance with the foregoing Non-patent documents. The imine derived from the aliphatic aldehyde was also synthesized in accordance with the foregoing Non-patent documents. And, it was quickly used for the reactions.

Fluorene-9-ylideneamine

[0097]

55



10 **[0098]** The fluorenone (4.0 g, 22.2 mmol) was stirred in an autoclave of 110°C for three days in an ammonia atmosphere (7 to 8 atm). After the reaction, it was allowed to dissolve in diethyl ether. And, hydrogen chloride was blown into it. It was stirred for one hour at room temperature. The obtained suspension was filtered, and the filtrate was cleaned with the diethyl ether. With this, fluorenone imine hydrochloride (3.4 g, 71%) was obtained. This hydrochloride was allowed to decompose with an ammonia aqueous solution. And, it was recrystallized by using the methylene chloride and hexane.

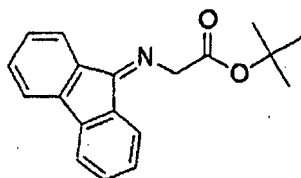
15 And, Fluoren-9-ylideneamine (2.3 g, 58%) was obtained.
 $^1\text{H NMR}$ (CDCl_3): δ 7.31 1 (dt, $J = 1.1, 7.4$ Hz, 2H), 7.44 (dt, $J = 1.1, 7.4$ Hz, 2H), 7.54 (d, $J = 7.4$ Hz, 2H), 7.73 (br d, $J = 7.4$ Hz, 2H), 10.3 (s, 1H).
 $^{13}\text{C NMR}$ (CDCl_3): δ 120.1, 122.2, 128.20, 132.19, 132.20, 142.2, 173.2.

20 Glycine Schiff base

[0099] The fluorenone imine (1.52 g, 8.48 mmol) and the glycine tert-butylester hydrochloride (1.42 g, 8.48 mmol) were stirred in the methylene chloride for five hours at room temperature. The reaction solution was filtered with celite, and the solvent was removed by the distillation under reduced pressure. The obtained residual was allowed to dissolve in the diethyl ether. And, it was filtered with the celite. The obtained ether solution was cleaned with water and a saturated sodium chloride aqueous solution. And, it was dried over sodium sulfate. After the filtering and the concentration under reduced pressure were conducted, the obtained crude product was refined with the diethyl ether/hexane (recrystallization). And, (Fluoren-9-ylideneamino)-acetic acid tert-butyl ester (1.18 g, 66%) was obtained.

30 **(Fluoren-9-ylideneamino)-acetic acid tert-butyl ester**

[0100]



40 mp: 79-81 °C
 IR(KBr): 2981, 1751, 1605, 1606, 1451, 1143 cm^{-1} .
 $^1\text{H NMR}$ (CDCl_3): δ 1.54 (s, 9H), 4.87 (s, 2H), 7.27-7.31 (m, 2H), 7.39-7.45 (m, 2H), 7.56 (d, $J = 7.4$ Hz, 1H), 7.65 (d, $J = 7.4$ Hz, 1H), 7.75 (d, $J = 7.9$ Hz, 1H), 7.90 (d, $J = 7.4$ Hz, 1H),
 45 $^{13}\text{C NMR}$ (CDCl_3): δ 28.15, 28.16, 55.6, 81.6, 119.3, 120.5, 123.1, 127.3, 128.0, 128.4, 131.2, 131.7, 131.9, 141.1, 143.9, 165.5, 170.0.
 ESI-HRMS m/z calcd for $\text{C}_{19}\text{H}_{19}\text{NO}_2$: 294.1494 $[\text{M}+\text{H}]^+$; found: 294.1475.
 Anal. Calcd for $\text{C}_{19}\text{H}_{19}\text{NO}_2$: C, 77.79; H, 6.53; N, 4.77. found: C, 77.66; H, 6.64; N, 4.74.

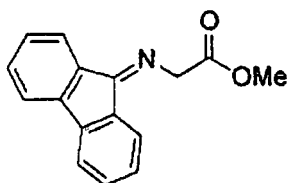
50 **[0101]** Likewise, (Fluoren-9-ylideneamino)-acetic acid methyl ester was obtained.

(Fluoren-9-ylideneamino)-acetic acid methyl ester

[0102]

55

EP 2 269 979 B1



mp: 103-105 °C

IR(KBr): 3052, 2951, 1726, 1448, 1268, 1013 cm⁻¹.

¹H NMR (CDCl₃): δ 3.86 (s, 3H), 4.96 (s, 2H), 7.26-7.31 (m, 2H), 7.41 (t, *J* = 7.6 Hz, 1H), 7.45 (t, *J* = 7.6 Hz, 1H), 7.55 (d, *J* = 7.6 Hz, 1H), 7.65 (d, *J* = 7.6 Hz, 1H), 7.73 (d, *J* = 7.6 Hz, 1H), 7.88 (d, *J* = 7.6 Hz, 1H).

¹³C NMR (CDCl₃): δ 52.3, 55.0, 119.4, 120.6, 123.1, 127.2, 128.1, 131.3, 131.7, 131.8, 137.9, 141.1, 143.9, 165.6, 171.0.

ESI-HRMS *m/z* calcd for C₁₆H₁₃NO₂: 252.1025 [M+H]⁺; found: 252.1020.

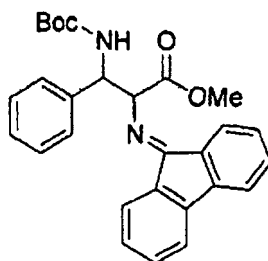
Anal. Calcd for C₆H₁₃NO₂: C, 76.48; H, 5.21; N, 5.57. found: C, 76.29; H, 5.36; N, 5.39

1-2) A general manipulation of synthesizing the diamino acid ester

[0103] A THF solution (0.40 mL) of the glycine Schiff base (58.7 mg, 0.2 mmol) was stirred at -20°C. A solution (0.1 mL) containing THF and tetramethylguanidine (tetramethylguanidine:THF=0.2 mmol:1.0 mL), and a THF solution (0.50 mL) of the imine (49.3 mg, 0.24 mmol) were sequentially added. And, the stirring-up was conducted for one hour with the temperature kept at -20°C. Thereafter, a saturated ammonium chloride aqueous solution was added, and the reaction was stopped. Thereafter, the temperature was raised (to the room temperature). The extraction from the water phase was carried out with the methylene chloride three times. And, the organic phase was collected, and dried over anhydrous sodium sulfate. After the filtering and the concentration under reduced pressure, the obtained crude product was refined with the thin-layer silica gel chromatography (hexane/acetone=4/1). With this, the target product was obtained. The diastereomer ratio was determined with the HPLC analysis.

3-tert-Butoxycarbonylamino-2-(fluoren-9-ylideneamino)-3-phenyl-propionic acid methyl ester

[0104]



mp: 57-59 °C

IR(KBr): 3441, 2976, 1718, 1492, 1171 cm⁻¹.

¹H NMR (CDCl₃): δ 1.46 (s, 9H), 3.78 (s, 3H), 5.32 (s, 1H), 5.62 (d, *J* = 7.6 Hz, 1H), 6.35 (d, *J* = 6.2 Hz, 1H), 7.14-7.26 (m, 4H), 7.31-7.45 (m, 6H), 7.52 (d, *J* = 7.6 Hz, 1H), 7.58 (d, *J* = 7.6 Hz, 1H), 7.90 (d, *J* = 7.6 Hz, 1H).

¹³C NMR (CDCl₃): δ 28.3, 28.37, 28.43, 52.7, 56.87, 56.90, 68.3, 79.6, 119.4, 120.6, 123.2, 126.5, 126.9, 127.3, 128.1, 128.3, 128.4, 128.4, 131.56, 131.61, 131.9, 138.0, 141.21, 141.23, 144.1, 155.4, 167.1, 170.2.

FAB-HRMS *m/z* calcd for C₂₈H₂₈N₂O₄: 457.2127 [M+H]⁺; found: 457.2146.

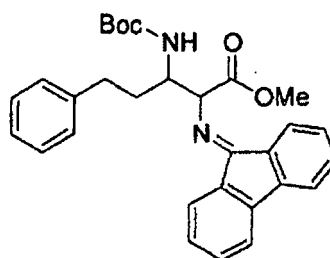
Anal. Calcd for C₂₈H₂₈N₂O₄: C, 73.66; H, 6.18; N, 6.14. found: C, 73.54; H, 6.28; N, 6.05.

HPLC (Daicel Chiralcel AD-H, hexane/iPrOH = 4/1, flow rate = 1.00 mL/min) *syn* isomer: *t*_R = 5.5 min (minor), *t*_R = 21.0 min (major). *Anti* isomer: *t*_R = 8.6 min, *t*_R = 12.7 min.

3-tert-Butoxycarbonylamino-2-(fluoren-9-ylideneamino)-6-phenyl-pentanoic acid methyl ester

[0105]

EP 2 269 979 B1



mp: 52.5-55.5 °C

IR(KBr): 3425, 2976, 1714, 1495, 1169 cm⁻¹.

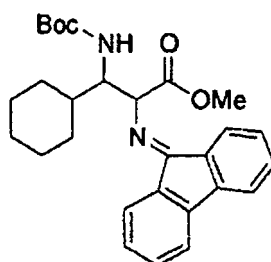
¹H NMR (CDCl₃): δ 1.48 (s, 9H), 1.82-1.85 (m, 1H), 1.88-1.92 (m, 1H), 2.65-2.70 (m, 1H), 2.74-2.79 (m, 1H), 3.72 (s, 2H), 4.49-4.51(m, 1H), 5.09 (s, 1H), 5.61 (d, *J* = 10.3 Hz, 1H), 7.10-7.32 (m, 7H), 7.42 (t, *J* = 7.6 Hz, 2H), 7.53 (d, *J* = 7.6 Hz, 1H), 7.56 (d, *J* = 7.6 Hz, 1H), 7.64 (d, *J* = 7.6 Hz, 1H), 7.88 (d, *J* = 6.9 Hz, 1H).

¹³C NMR (CDCl₃): δ 28.4, 32.6, 35.6, 52.5, 53.4, 66.7, 119.4, 120.6, 123.2, 125.8, 126.6, 128.2, 128.3, 128.4, 131.6, 131.9, 138.1, 141.6, 155.8, 170.6.

FAB-HRMS *m/z* calcd for C₃₀H₃₂N₂O₄: 485.2440 [M+H]⁺; found:485.2438.

3-tert-Butoxycarbonylamino-3-cyclohexyl-2-(fluoren-9-ylideneamino)-propionic acid methyl ester

[0106]



mp: 80-84 °C

IR(KBr): 3426, 2927, 1730, 1429, 1171 cm⁻¹.

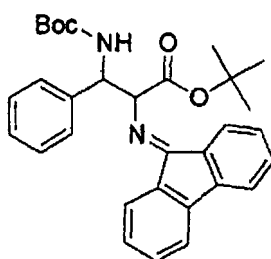
¹H NMR (CDCl₃): δ 1.08 (m, 6H), 1.46 (s, 9H), 1.57-1.95 (m, 5H), 3.72 (s, 3H), 4.16 (t, *J* = 10.0 Hz, 1H), 5.31 (s, 1H), 5.62 (d, *J* = 10.3 Hz, 1H), 7.26 (d, *J* = 7.2 Hz, 1H), 7.32 (d, *J* = 7.2 Hz, 1H), 7.42-7.45 (m, 2H), 7.55-7.58 (m, 2H), 7.65 (d, *J* = 7.6 Hz, 1H), 7.88 (d, *J* = 6.9 Hz, 1H).

¹³C NMR (CDCl₃): δ 26.0, 26.2, 28.4, 29.66, 29.72, 40.2, 52.4, 58.1, 64.1, 79.0, 119.4, 120.6, 123.3, 126.5, 128.3, 128.4, 131.5, 131.6, 131.9, 138.1, 141.3, 144.1, 156.0, 166.6, 171.1.

FAB-HRMS *m/z* calcd for C₂₈H₃₄N₂O₄: 463.2597 [M+H]⁺; found:463.2617.

3-tert-Butoxycarbonylamino-2-(fluoren-9-ylideneamino)-3-phenyl-propionic acid tert-butyl ester

[0107]



mp: 187-188 °C

IR(KBr): 3435, 2974, 1737, 1713, 1490, 1146 cm⁻¹.

EP 2 269 979 B1

^1H NMR (CDCl_3): δ 1.45 (s, 9H), 1.49 (s, 9H), 5.20 (s, 1H), 5.64 (d, $J = 7.9$ Hz, 1H), 6.37 (d, $J = 7.9$ Hz, 1H), 7.13-7.58 (m, 12H), 7.89 (d, $J = 7.4$ Hz, 1H). ^{13}C NMR (CDCl_3): δ 27.9, 28.4, 56.7, 56.8, 68.9, 79.3, 82.8, 119.3, 120.5, 123.1, 126.5, 127.0, 127.1, 127.8, 128.2, 128.4, 131.4, 131.7, 131.8, 138.1, 141.2, 144.0, 155.3, 166.8, 168.3.

ESI-HRMS m/z calcd for $\text{C}_{31}\text{H}_{34}\text{N}_2\text{O}_4$: 499.2597 $[\text{M}+\text{H}]^+$; found:499.2599.

5 Anal. Calcd for $\text{C}_{31}\text{H}_{34}\text{N}_2\text{O}_4$: C, 74.67; H, 6.87; N, 5.62. found: C, 74.54; H, 7.01; N, 5.51.

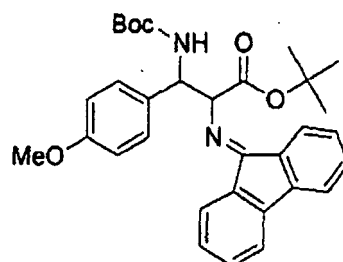
HPLC (Daicel Chiralcel AD-H, hexane/*i*PrOH = 4/1, flow rate = 1.00 mL/min) *syn* isomer: $t_R = 5.1$ min (minor), $t_R = 32.2$ min (major). *Anti* isomer: $t_R = 6.7$ min, $t_R = 11.3$ min.

3-*tert*-Butoxycarbonylamino-2-(fluoren-9-ylideneamino)-3-(4-methoxy-phenyl)-propionic acid *tert*-butyl ester

10

[0108]

15



20

mp: 174.5-181.5 °C

IR(KBr): 3442, 2977, 1719, 1491, 1164 cm^{-1} .

25 ^1H NMR (CDCl_3): δ 1.44 (s, 9H), 1.48 (s, 9H), 3.70 (s, 3H), 5.17 (s, 1H), 5.58 (d, $J = 6.9$ Hz, 1H), 6.32 (d, $J = 6.2$ Hz, 1H), 6.76 (d, $J = 8.9$ Hz, 2H), 7.18 (t, $J = 7.6$ Hz, 1H), 7.30-7.59 (m, 8H), 7.90 (d, $J = 7.6$ Hz, 1H).

^{13}C NMR (CDCl_3): δ 22.7, 27.76, 27.80, 28.1, 28.4, 55.16, 55.23, 56.2, 69.1, 79.3, 82.7, 113.5, 113.6, 119.3, 120.5, 123.1, 126.6, 127.9, 128.0, 128.2, 128.4, 131.4, 131.8, 141.2, 144.0, 155.2, 158.7, 166.8, 168.4.

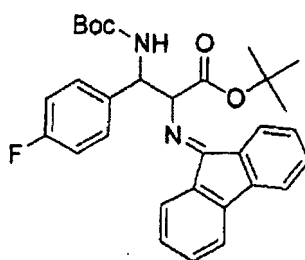
ESI-HRMS m/z calcd for $\text{C}_{32}\text{H}_{36}\text{N}_2\text{O}_5$: 529.2702 $[\text{M}+\text{H}]^+$; found:529.2694.

30

3-*tert*-Butoxycarbonylamino-2-(fluoren-9-ylideneamino)-3-(4-fluoro-phenyl)-propionic acid *tert*-butyl ester

[0109]

35



40

45 mp: 155- 159 °C

IR(KBr): 3445, 2979, 1722, 1490, 1158 cm^{-1} .

^1H NMR (CDCl_3): δ 1.45 (s, 9H), 1.48 (s, 9H), 5.16 (s, 1H), 5.60 (d, $J = 6.9$ Hz, 1H), 6.34 (d, $J = 6.9$ Hz, 1H), 6.92 (t, $J = 8.6$ Hz, 2H), 7.17-7.60 (m, 9H), 7.88 (d, $J = 7.6$ Hz, 1H).

^{13}C NMR (CDCl_3): δ 27.9, 28.2, 28.4, 56.2, 68.9, 79.5, 82.9, 115.0, 115.1, 119.4, 120.6, 123.0, 126.5, 127.9, 128.4, 128.6, 128.7, 131.5, 131.7, 131.9, 137.0, 138.0, 141.2, 144.1, 155.2, 161.2, 162.8, 167.0, 168.2.

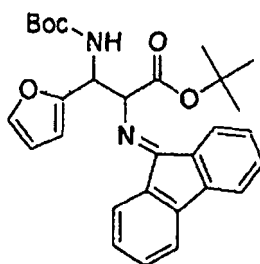
50

ESI-HRMS m/z calcd for $\text{C}_{31}\text{H}_{33}\text{N}_2\text{O}_4$: 517.2503 $[\text{M}+\text{H}]^+$; found:517.2499.

3-*tert*-Butoxycarbonylamino-2-(fluoren-9-ylideneamino)-3-furan-2-yl-propionic acid *tert*-butyl ester

55

[0110]



mp: 159.5-161.5 °C

IR(KBr): 3400, 2978, 1718, 1492, 1149 cm⁻¹.

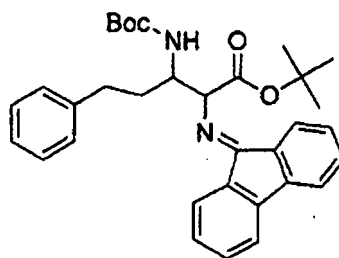
¹H NMR (CDCl₃): δ 1.47 (s, 9H), 1.48 (s, 9H), 5.45 (s, 1H), 5.73 (d, *J* = 8.9 Hz, 1H), 6.08 (d, *J* = 8.2 Hz, 1H), 6.18 (t, *J* = 6.9 Hz, 2H), 7.21-7.26 (m, 9H), 7.83 (d, *J* = 7.6 Hz, 1H).

¹³C NMR (CDCl₃): δ 27.9, 28.4, 51.9, 66.4, 79.6, 82.9, 106.6, 110.3, 119.3, 120.5, 123.2, 126.7, 128.0, 128.3, 131.4, 131.8, 138.1, 141.2, 141.7, 144.1, 154.0, 155.2, 166.8, 167.8.

FAB-HRMS *m/z* calcd for C₂₉H₃₂N₂O₅: 489.2389 [M+H]⁺; found: 489.2421.

3-*tert*-Butoxycarbonylamino-2-(fluoren-9-ylideneamino)-5-phenyl-pentanoic acid *tert*-butyl ester

[0111]



mp: 154-156 °C

IR(KBr): 3430, 2978, 1721, 1492, 1167 cm⁻¹.

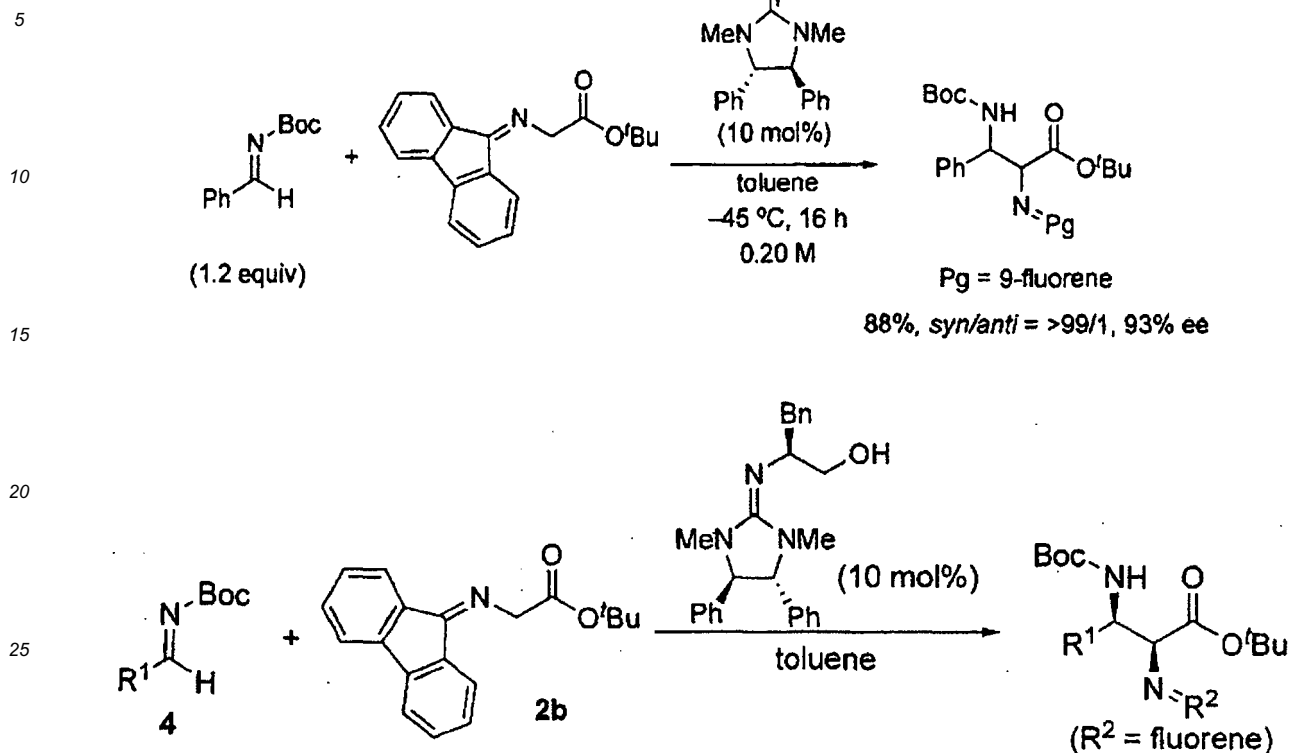
¹H NMR (CDCl₃): δ 1.47 (s, 18H), 1.81 (t, *J* = 5.2 Hz, 1H), 1.91 (t, *J* = 5.2 Hz, 1H), 2.70 (q, *J* = 5.5 Hz, 1H), 2.74 (t, *J* = 5.3 Hz, 1H), 4.56 (d, *J* = 5.5 Hz, 1H), 4.98 (d, *J* = 1.1 Hz, 1H), 5.70 (t, *J* = 9.6 Hz, 1H), 7.31 (m, 7H), 7.40-7.43 (m, 2H), 7.53-7.56 (m, 2H), 7.64 (d, *J* = 7.6 Hz, 1H), 7.88 (d, *J* = 7.6 Hz, 1H).

¹³C NMR (CDCl₃): δ 27.9, 28.3, 28.4, 32.6, 36.2, 53.3, 6.2, 79.0, 82.5, 119.3, 120.5, 123.2, 125.7, 126.6, 127.9, 128.3, 128.35, 128.43, 128.47, 131.4, 131.7, 131.8, 138.1, 141.2, 141.9, 144.1, 155.6, 166.8, 168.7.

ESI-HRMS *m/z* calcd for C₃₃H₃₈N₂O₄: 527.2910 [M+H]⁺; found: 527.2936.

2) Asymmetric synthesis of the diamino acid ester

[0112]



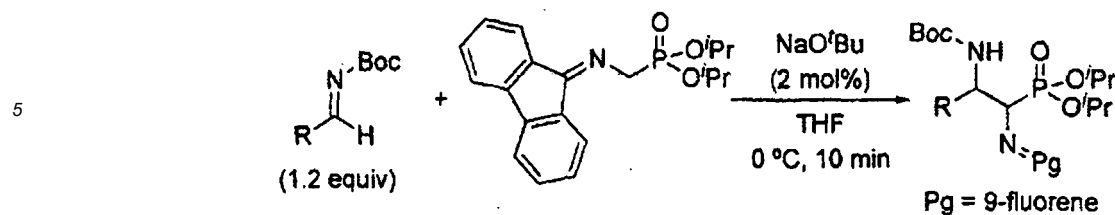
entry	R ¹	temp/°C	time/h	yield/%	<i>syn/anti</i>	ee (<i>syn</i>)
1	Ph	-45	12	quant	>99/1	96 (2 <i>S</i> ,3 <i>R</i>)
2	Ph	-60	12	quant	>99/1	95 (2 <i>S</i> ,3 <i>R</i>)
3	<i>p</i> -MeOC ₆ H ₄	-45	48	76	36/1	90
4	2-Furyl	-45	36	88	9/1	98
5	Ph(CH ₂) ₂	-45	24	87	29/1	92
6	<i>c</i> -C ₆ H ₁₁	-45	48	84	11/1	96

[A general manipulation]

[0113] Chiral guanidine derivatives (8.0 mg, 0.020 mmol) and a toluene solution (0.60 mL) of the glycine Schiff base (58.7 mg, 0.20 mmol) were stirred at -45°C. A toluene solution (0.40 mL) of the imine (49.3 mg, 0.24 mmol) was added during this stirring-up. And, the stirring-up was conducted for 16 hours at -45°C. Thereafter, the saturated ammonium chloride aqueous solution was added, and the reaction was stopped. And, the temperature was raised (to the room temperature). Thereafter, the extraction from the water phase was carried out with the methylene chloride three times. And, the organic phase was collected, and dried by using the anhydrous sodium sulfate. After the filtering and the concentration under reduced pressure, the obtained crude product was refined with the thin-layer silica gel chromatography (hexane/acetone=4/1). With this, the target product was obtained. The diastereomer ratio was determined with the HPLC analysis.

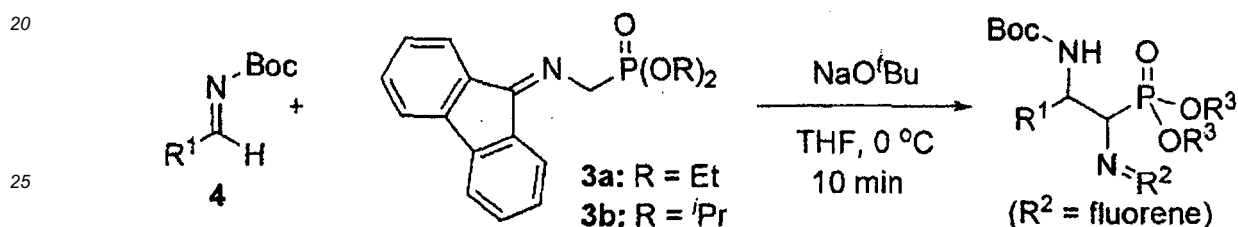
3) Synthesis of the diamino phosphonic acid ester derivatives

[0114]



entry	R	yield (%)	syn / anti	entry	R	yield (%)	syn / anti
1	Ph	95	>50 / 1	6 ^b	<i>m</i> -vinylC ₆ H ₄	quant	>50 / 1
2	<i>p</i> -MeOC ₆ H ₄	quant	12.9 / 1	7	2-Furyl	quant	23.4 / 1
3	<i>p</i> -FC ₆ H ₄	97	27.4 / 1	8 ^a	2-Thienyl	quant	32.9 / 1
4	<i>m</i> -MeC ₆ H ₄	96	21.7 / 1	9 ^b	Ph(CH ₂) ₂	88	>99 / 1
5	<i>o</i> -MeC ₆ H ₄	99	>99 / 1	10 ^b	Cyclohexyl	quant	>99 / 1

^a 16 h. ^b 2.0 equiv of imine.



entry	GlyP	R ¹	catalyst (mol%)	yield/%	syn/anti ^b
1	3a	Ph	NaO ^t Bu (10)	94	13/1
2	3b	Ph	NaO ^t Bu (2)	95	>99/1
3	3b	<i>o</i> -MeC ₆ H ₄	NaO ^t Bu (2)	99	>99/1
4	3b	<i>m</i> -vinylC ₆ H ₄	NaO ^t Bu (2)	quant	>99/1
5	3b	2-Furyl	NaO ^t Bu (2)	quant	23/1
6	3b	2-Thienyl	NaO ^t Bu (2)	quant	33/1
7	3b	Ph(CH ₂) ₂	NaO ^t Bu (2)	88	>99/1
8	3b	<i>c</i> -C ₆ H ₁₁	NaO ^t Bu (2)	quant	>99/1

3-1) Synthesis of the glycine Schiff base phosphonic acid derivatives

40

45

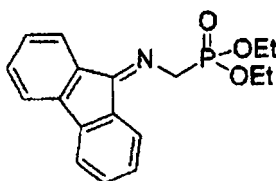
[0115] Fluorene imine hydrochloride (5.0 g, 46.7 mmol) and aminomethyl phosphonic acid ester (7.8 g, 46.7 mmol) were stirred in the methylene chloride for 24 hours at room temperature. The reaction solution was filtered with the celite. Thereafter, the solvent was removed by the distillation under reduced pressure. The obtained residual was allowed to dissolve in the diethyl ether. And, it was filtered with the celite. The obtained ether solution was cleaned with water and a saturated sodium chloride aqueous solution. And, it was dried over the sodium sulfate. After the filtering and the concentration under reduced pressure, the obtained crude product was refined with a neutral silica gel column chromatography (hexane/acetone=4/1). (Fluoren-9-ylideneaminomethyl)-phosphonic acid diethyl ester (6.3 g, 61%) was obtained with the cleaning by the hexane.

50 (Fluoren-9-ylideneaminomethyl)-phosphonic acid diethyl ester

[0116]

55

EP 2 269 979 B1



5

mp: 70-71 °C

IR(KBr): 2979, 1646, 1452, 1243, 1031, 974 cm⁻¹.

10 ¹H NMR (CDCl₃): δ 1.35 (t, *J* = 7.1 Hz, 6H), 4.27 (m, 4H), 4.71 (d, *J* = 16.4 Hz, 2H), 7.22-7.30 (m, 2H), 7.40-7.44 (m, 2H), 7.56 (d, *J* = 7.4 Hz, 1H), 7.65 (d, *J* = 7.4 Hz, 1H), 7.79 (d, *J* = 7.4 Hz, 1H), 7.91 (d, *J* = 7.9 Hz, 1H).

¹³C NMR (CDCl₃): δ 16.5, 16.6, 50.1, 51.4, 62.7, 62.8, 119.3, 120.5, 122.9, 127.46, 127.48, 128.1, 128.4, 131.2, 131.7, 131.8, 138.2, 138.3, 141.0, 143.9, 166.1, 166.2.

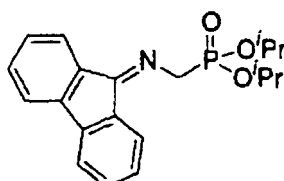
³¹P NMR (CDCl₃, H₃PO₄ δ 0.00): δ 22.7

15 ESI-HRMS *m/z* calcd for C₁₈H₂₀NO₃P: 330.1259 [M+H]⁺; found:330.1251.

(Fluoren-9-ylideneaminomethyl)-phosphonic acid diisopropyl ester

[0117]

20



25

mp: 102.5-104.5 °C

IR(KBr): 2986, 1648, 1602, 1450, 1221, 987 cm⁻¹.

30 ¹H NMR (CDCl₃): δ 1.34-1.37 (m, 12H), 4.66 (d, *J* = 16.5 Hz, 2H), 4.87-4.90 (m, 2H), 7.29 (t, *J* = 7.6 Hz, 2H), 7.40 (t, *J* = 7.6 Hz, 1H), 7.44 (t, *J* = 7.6 Hz, 1H), 7.56 (d, *J* = 7.6 Hz, 1H), 7.65 (d, *J* = 7.6 Hz, 1H), 7.79 (d, *J* = 7.6 Hz, 1H), 7.93 (d, *J* = 8.2 Hz, 1H).

¹³C NMR (CDCl₃): δ 24.0, 24.1, 24.18, 24.20, 50.8, 51.9, 71.29, 71.33, 119.3, 120.4, 122.9, 127.5, 128.0, 128.3, 131.1, 131.7, 131.8, 138.4, 141.0, 143.8, 165.8, 165.9.

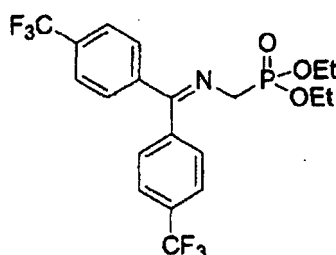
35 ³¹P NMR (CDCl₃, H₃PO₄ δ 0.00): δ 21.0

ESI-HRMS *m/z* calcd for C₂₀H₂₄NO₃P:358.1572 [M+H]⁺; found:358.1567.

([Bis-(4-trifluoromethyl-phenyl)-methylene]-amino)-methyl)-phosphonic acid diethyl ester

[0118]

40



45

50

mp: 78.5-82 °C

IR(KBr): 2982, 1635, 1325 cm⁻¹.

55 ¹H NMR (CDCl₃): δ 1.35 (t, *J* = 7.2 Hz, 3H), 3.92 (d, *J* = 17.9 Hz, 2H), 4.18-4.20 (m, 4H), 7.41 (d, *J* = 7.6 Hz, 2H), 7.61 (d, *J* = 8.2 Hz, 2H), 7.72 (d, *J* = 8.2 Hz, 2H), 7.79 (d, *J* = 8.2 Hz, 2H).

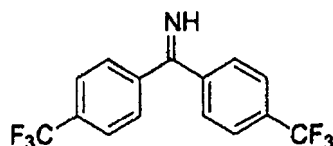
¹³C NMR (CDCl₃): δ 16.3, 16.39, 16.43, 16.51, 16.54, 16.6, 51.2, 51.3, 52.4, 62.37, 62.42, 62.5, 62.6, 62.68, 62.71, 122.9, 125.1, 125.2, 125.9, 128.4, 128.5, 128.6, 128.8, 131.2, 132.2, 132.4, 138.3, 141.6, 169.1, 169.2,

³¹P NMR (CDCl₃, H₃PO₄ δ 0.00): δ 22.5

ESI-HRMS m/z calcd for $C_{32}H_{38}FN_2O_5P$: 581.2575 $[M+H]^+$; found:581.2570.

Bis-[4-(trifluoromethyl)phenyl]methanimine

[0119]



[0120] One part of 4-bromobenzotrifluoride (12.4 g, 55 mmol) and a small quantity of iodine were added to an Et_2O suspension (10 mL) of magnesium (1.34 g, 55 mmol) under an argon atmosphere. And, they were heated appropriately. After the reaction start was observed, the remaining Et_2O solution (15 mL) of the remaining 4-bromobenzotrifluoride was added slowly. After heat refluxing for one hour, a toluene solution (10 mL) of 4-(trifluoromethyl) benzonitrile (11.8 g, 86 mmol) was added slowly at room temperature. After heat refluxing for 20 hours, anhydrous methanol (12 mL) was added slowly at room temperature. And, the stirring-up was conducted for thirty minutes. Insoluble compounds were removed with the celite filtering. The filtrate was concentrated under reduced pressure. Thereafter, the obtained crude product was distilled under reduced pressure. And, the target product (11.9 g, 75%) was obtained. After distillation, the product was solidified.

Bp: 115 °C (0.30 mmHg).

1H NMR ($CDCl_3$): δ 7.53-7.84 (m, 8H), 10.1 (s, 1H).

^{13}C NMR ($CDCl_3$): δ 123.8 (q, $J = 278.9$ Hz), 125.4, 125.9, 127.9, 129.5, 132.2-132.9 (m), 140.9, 142.9, 175.9.

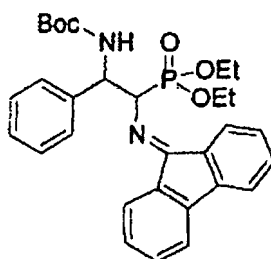
3-2) A general manipulation of synthesizing the diamino phosphonic acid ester derivatives

Typical experimental procedure for the reaction of (fluoren-9-ylideneaminoethyl)-phosphonic acid diethyl ester with Boc-imine

[0121] A THF solution (0.4 mL) of the glycine Schiff base phosphorus analogues (0.2 mmol) was stirred at 0°C under an argon atmosphere. A solution (0.1 mL) containing THF and NaO^tBu ($NaO^tBu:THF=0.04$ mmol:1.0 mL), and a THF solution (0.50 mL) of the imines (0.24 mmol) were sequentially added. The stirring-up was conducted for 10 minutes at 0°C. Thereafter, the reaction was stopped by adding a saturated ammonium chloride aqueous solution. And, the temperature was raised (to the room temperature). The extraction from the water phase was carried out with the methylene chloride three times. And, the organic phase was collected, and dried by using the anhydrous sodium sulfate. After the filtering and the concentration under reduced pressure, the obtained crude product was refined with the thin-layer silica gel chromatography (hexane/acetone=2/1). With this, the target product was obtained. The diastereomer ratio was determined with a ^{31}P -NMR ratio.

[2-*tert*-Butoxycarbonylamino-1-(fluoren-9-ylideneamino)-2-phenyl-ethyl]-phosphonic acid diethyl ester

[0122]



mp: 113-115 °C

IR(KBr): 2976, 1713, 1250, 1171, 1018 cm^{-1} .

1H NMR ($DMSO-d_6$) *syn* isomer: δ 0.97(t, $J = 7.2$ Hz, 3H), 1.03 (t, $J = 7.2$ Hz, 3H), 1.32 (s, 9H), 3.79-3.89 (m, 3H), 3.91-3.94 (m, 1H), 5.37-5.43 (m, 2H), 7.15 (t, $J = 7.2$ Hz, 1H), 7.24 (t, $J = 7.9$ Hz, 3H), 7.32-7.36 (m, 2H), 7.39-7.40 (m,

EP 2 269 979 B1

2H), 7.47-7.50 (m, 2H), 7.76 (d, $J = 6.9$ Hz, 1H), 7.83 (d, $J = 7.6$ Hz, 1H), 7.86 (t, $J = 6.9$ Hz, 2H).

anti isomer: δ 1.07-1.10 (m, 6H), 1.37 (s, 9H), 3.92-4.01 (m, 4H), 5.33 (d, $J = 11.0$ Hz, 1H), 5.53-5.56 (m, 1H), 7.02 (t, $J = 7.2$ Hz, 1H), 7.10 (t, $J = 7.9$ Hz, 2H), 7.28 (t, $J = 7.2$ Hz, 1H), 7.36 (t, $J = 8.2$ Hz, 3H), 7.42 (t, $J = 7.6$ Hz, 1H), 7.47-7.52 (m, 2H), 7.61 (d, $J = 8.9$ Hz, 1H), 7.70 (d, $J = 7.6$ Hz, 1H), 7.79 (d, $J = 7.6$ Hz, 1H), 8.08 (d, $J = 7.6$ Hz, 1H).

^{13}C NMR (DMSO- d_6) *syn* isomer: δ 15.89, 15.91, 27.9, 28.1, 55.8, 61.77, 61.81, 62.09, 62.13, 64.4, 65.3, 77.9, 119.7, 120.5, 122.7, 126.9, 127.1, 127.3, 127.7, 127.8, 127.9, 128.1, 128.3, 131.1, 131.5, 131.8, 137.6, 140.2, 141.08, 141.12, 143.1, 154.6, 164.5, 164.6.

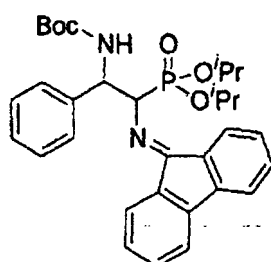
anti isomer (detectable peaks): δ 16.0, 28.1, 56.1, 59.1, 61.88, 61.92, 62.1, 62.2, 63.3, 63.9, 64.3, 72.8, 77.8, 81.1, 119.7, 120.6, 122.1, 126.7, 127.3, 127.7, 128.1, 128.3, 131.1, 131.3, 131.7, 137.5, 140.0, 142.3, 154.3.

^{31}P NMR (DMSO- d_6 H_3PO_4 δ 0.00): δ 20.5 (major), 21.1 (minor)

FAB-HRMS m/z calcd for $\text{C}_{30}\text{H}_{36}\text{N}_2\text{O}_5\text{P}$: 535.2362 $[\text{M}+\text{H}]^+$; found: 535.2372. Anal. Calcd for $\text{C}_{30}\text{H}_{35}\text{N}_2\text{O}_5\text{P}$: C, 67.40; H, 6.60; N, 5.24. found: C, 65.43; H, 6.91; N, 4.61.

[2-*tert*-Butoxycarbonylamino-1-(fluoren-9-ylideneamino)-2-phenyl-ethyl]-phosphonic acid diisopropyl ester

[0123]



mp: 110-112 °C

IR(KBr): 3428, 2979, 1724, 1488, 987 cm^{-1} .

^1H NMR (DMSO- d_6): δ 0.92 (d, $J = 5.5$ Hz, 3H), 1.09-1.15 (m, 9H), 1.33 (s, 9H), 4.42-4.48 (m, 2H), 5.31 (dd, $J = 5.5$, 15.1 Hz, 2H), 5.42 (d, $J = 6.2$ Hz, 1H), 7.10-7.15 (m, 2H), 7.72 (t, $J = 7.6$ Hz, 2H), 7.30-7.38 (m, 4H), 7.46-7.49 (m, 2H), 7.76 (d, $J = 7.6$ Hz, 1H), 7.77-85 (m, 3H).

^{13}C NMR (DMSO- d_6): δ 23.15, 23.19, 23.23, 23.7, 23.8, 27.9, 28.1, 55.9, 64.6, 65.6, 70.57, 70.62, 70.66, 70.71, 77.8, 119.7, 120.5, 122.6, 126.8, 127.2, 127.3, 127.7, 127.8, 127.97, 128.04, 128.3, 131.2, 131.4, 131.8, 137.6, 140.2, 141.27, 141.31, 143.1, 154.5, 164.5, 164.6.

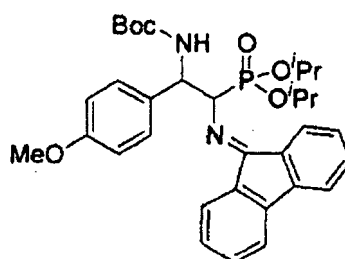
^{31}P NMR (DMSO- d_6 H_3PO_4 δ 0.00): δ 18.6 (major), 19.7 (minor)

ESI-HRMS m/z calcd for $\text{C}_{32}\text{H}_{39}\text{N}_2\text{O}_5\text{P}$: 563.2669 $[\text{M}+\text{H}]^+$; found: 563.2638.

Anal. Calcd for $\text{C}_{32}\text{H}_{39}\text{N}_2\text{O}_5\text{P}$: C, 68.31; H, 6.99; N, 4.98. found: C, 68.27; H, 7.11; N, 4.88.

[2-*tert*-Butoxycarbonylamino-1-(fluoren-9-ylideneamino)-2-(4-methoxy-phenyl)-ethyl]-phosphonic acid diisopropyl ester

[0124]



mp: 67-72 °C

IR(KBr): 3436, 2978, 1717, 987 cm^{-1} .

^1H NMR (DMSO- d_6): δ 0.92 (d, $J = 6.2$ Hz, 3H), 1.10-1.15 (m, 9H), 1.32 (s, 9H), 3.65 (s, 3H), 4.42-4.49 (m, 2H), 5.27 (dd, $J = 5.5$, 15.1 Hz, 1H), 5.37 (d, $J = 6.2$ Hz, 1H), 6.79 (d, $J = 8.2$ Hz, 2H), 7.08 (d, $J = 8.9$ Hz, 1H), 7.27-7.37 (m, 4H),

EP 2 269 979 B1

7.46-7.50 (m, 2H), 7.76-7.86 (m, 4H).

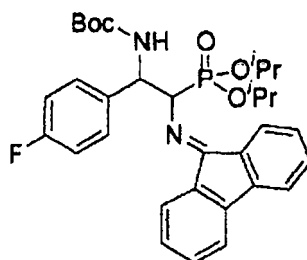
¹³C NMR (DMSO-d₆): δ 23.3, 23.8, 23.9, 28.2, 54.9, 55.3, 64.9, 65.9, 70.6, 70.69, 70.74, 77.8, 112.7, 113.3, 119.8, 120.6, 122.6, 128.1, 128.4, 128.5, 131.3, 131.5, 131.8, 133.4, 137.7, 140.2, 143.2, 154.6, 158.2, 164.46, 164.55.

³¹P NMR (DMSO-d₆ H₃PO₄ δ 0.00): δ 18.8 (major), 19.8 (minor)

5 ESI-HRMS *m/z* calcd for C₃₃H₄₁N₂O₆P: 593.2775 [M+H]⁺; found:593.2788.

[2-*tert*-Butoxycarbonylamino-1-(fluoren-9-ylideneamino)-2-(4-fluoro-phenyl)-ethyl]-phosphonic acid diisopropyl ester

10 [0125]



20

mp: 69-73 °C

IR(KBr): 3435, 2979, 1717, 1489, 986 cm⁻¹.

25 ¹H NMR (DMSO-d₆): δ 0.89-1.15 (m, 12H), 1.15 (s, 9H), 4.42-4.48 (m, 2H), 5.28-5.41 (m, 1H), 5.42 (d, *J* = 6.9 Hz, 1H), 7.06-7.09 (m, 2H), 7.19 (d, *J* = 11.1 Hz, 1H), 7.32-7.51 (m, 6H), 7.77-7.86 (m, 4H).

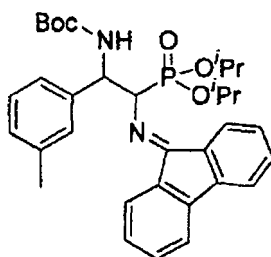
¹³C NMR (DMSO-d₆): δ 23.18, 23.24, 23.7, 23.8, 28.1, 55.6, 64.7, 65.7, 70.6, 70.79, 70.83, 77.9, 114.5, 114.6, 119.8, 120.6, 122.6, 128.1, 128.4, 129.56, 129.61, 131.3, 131.5, 131.9, 137.5, 137.7, 140.2, 143.2, 154.6, 160.5, 162.1, 164.6, 164.7.

³¹P NMR (DMSO-d₆ H₃PO₄ δ 0.00): δ 18.6 (major), 19.4 (minor)

30 ESI-HRMS *m/z* calcd for C₃₂H₃₈FN₂O₅P: 581.2575 [M+H]⁺; found:581.2570.

[2-*tert*-Butoxycarbonylamino-1-(fluoren-9-ylideneamino)-2-*m*-tolyl-ethyl]-phosphonic acid diisopropyl ester

35 [0126]



40

45

mp: 51-57.5 °C

IR(KBr): 3437, 2978, 1717, 1489, 958 cm⁻¹.

50 ¹H NMR (DMSO-d₆): δ 0.93 (d, *J* = 5.5 Hz, 3H), 1.10-1.16 (m, 9H), 1.33 (s, 9H), 2.19 (s, 3H), 4.43-4.49 (m, 2H), 5.28 (dd, *J* = 5.5, 14.4 Hz, 1H), 5.38 (d, *J* = 6.2 Hz, 1H), 6.94 (d, *J* = 7.6 Hz, 1H), 7.06-7.19 (m, 4H), 7.30-7.37 (m, 2H), 7.46-7.49 (m, 2H), 7.76 (d, *J* = 7.6 Hz, 1H), 7.81-7.85 (m, 3H).

¹³C NMR (DMSO-d₆): δ 21.0, 23.3, 23.7, 23.9, 28.2, 55.9, 64.6, 65.6, 70.7, 77.9, 119.8, 120.6, 122.6, 124.3, 127.5, 127.8, 128.0, 128.1, 128.2, 128.4, 131.2, 131.5, 131.8, 136.7, 137.7, 140.2, 141.3, 143.1, 154.6, 164.5, 164.6.

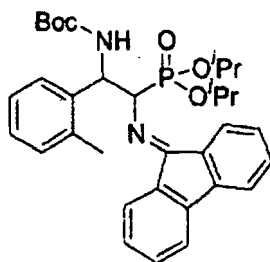
³¹P NMR (DMSO-d₆ H₃PO₄ δ 0.00): δ 18.7 (major), 19.8 (minor)

55 ESI-HRMS *m/z* calcd for C₃₃H₄₁N₂O₅P: 577.2826 [M+H]⁺; found:577.2832.

[2-*tert*-Butoxycarbonylamino-1-(fluoren-9-ylideneamino)-2-*o*-tolyl-ethyl]-phosphonic acid diisopropyl ester

[0127]

EP 2 269 979 B1



mp: 58.5-63 °C

IR(KBr): 3435, 2978, 1716, 1488, 984 cm⁻¹.

¹H NMR (DMSO-d₆): δ 0.90 (d, *J* = 5.5 Hz, 3H), 1.10-1.24 (m, 9H), 1.33 (s, 9H), 4.43-4.50 (m, 2H), 5.21 (dd, *J* = 5.2, 14.8 Hz, 1H), 5.74-5.76 (m, 1H), 6.99-7.03 (m, 2H), 7.08-7.11 (m, 2H), 7.29-7.38 (m, 3H), 7.46-7.50 (m, 2H), 7.73-7.88 (m, 4H).

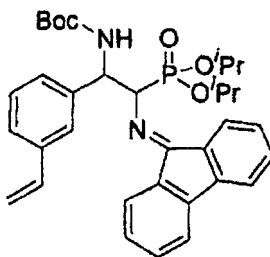
¹³C NMR (DMSO-d₆): δ 19.1, 23.3, 23.7, 23.9, 28.2, 51.4, 63.4, 64.4, 70.7, 70.8, 77.9, 119.8, 120.6, 122.7, 125.5, 126.7, 127.2, 127.8, 128.2, 128.5, 129.8, 131.3, 131.6, 131.9, 134.5, 137.7, 140.0, 140.3, 143.2, 154.7, 164.86, 164.94.

³¹P NMR (DMSO-d₆ H₃PO₄ δ 0.00): δ 18.7 (major), 20.1 (minor)

ESI-HRMS *m/z* calcd for C₃₃H₄₁N₂O₅P: 577.2826 [M+H]⁺; found:577.2843.

[2-tert-Butoxycarbonylamino-1-(fluoren-9-ylideneamino)-2-(3-vinyl-phenyl)-ethyl]-phosphonic acid diisopropyl ester

[0128]



mp: 52-56 °C

IR(KBr): 3430, 2979, 1719, 1489, 986 cm⁻¹.

¹H NMR (DMSO-d₆): δ 0.93 (d, *J* = 6.2 Hz, 3H), 1.14-1.15 (m, 9H), 1.33 (s, 9H), 4.42-4.50 (m, 2H), 5.18 (d, *J* = 11.0 Hz, 1H), 5.31 (dd, *J* = 5.5, 15.1 Hz, 1H), 5.40-5.42 (m, 1H), 5.71 (d, *J* = 17.9 Hz, 1H), 6.63 (dd, *J* = 11.0, 17.2 Hz, 1H), 7.15-7.24 (m, 3H), 7.28-7.36 (m, 3H), 7.46-7.51 (m, 3H), 7.75-7.88 (m, 4H).

¹³C NMR (DMSO-d₆): δ 23.2, 23.6, 23.7, 28.1, 55.8, 64.5, 65.5, 70.57, 70.63, 70.7, 77.8, 114.0, 119.7, 120.5, 122.6, 124.9, 125.2, 126.9, 128.0, 128.1, 128.3, 131.2, 131.4, 131.8, 136.5, 137.6, 140.1, 141.5, 141.6, 143.1, 154.6, 164.5, 164.6.

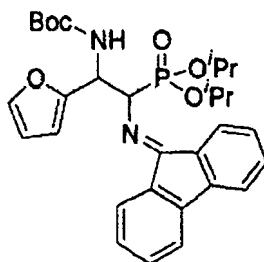
³¹P NMR (DMSO-d₆ H₃PO₄ δ 0.00): δ 18.6 (major)

ESI-HRMS *m/z* calcd for C₃₄H₄₁N₂O₆P: 589.2826[M+H]⁺; found:589.2840.

[2-tert-Butoxycarbonylamino-1-(fluoren-9-ylideneamino)-2-furan-2-yl-ethyl]-phosphonic acid diisopropyl ester

[0129]

EP 2 269 979 B1



5

10

mp:44-46.5 °C

IR(KBr): 3437, 2979, 1719, 1491, 987 cm⁻¹.

¹H NMR (DMSO-d₆): δ 1.06(d, *J* = 6.2 Hz, 3H), 1.15-1.28 (m, 9H), 1.34 (s, 9H), 4.49-4.52 (m, 2H), 5.41 (dd, *J* = 5.2, 14.8 Hz, 1H), 5.50 (br s, 1H), 6.17 (d, *J* = 2.7 Hz, 1H), 6.28 (t, *J* = 2.4 Hz, 1H), 7.01 (d, *J* = 8.9 Hz, 1H), 7.32-7.39 (m, 2H), 7.47-7.53 (m, 3H), 7.77-7.78 (m, 2H), 7.86 (d, *J* = 7.6 Hz, 1H), 7.91 (d, *J* = 8.2 Hz, 1H).

¹³C NMR (DMSO-d₆): δ 22.6, 23.3, 23.4, 23.7, 23.8, 28.0, 50.0, 62.2, 63.2, 70.7, 70.71, 70.84, 70.9, 78.0, 106.7, 110.3, 119.8, 120.6, 122.7, 127.9, 128.2, 128.3, 131.2, 131.5, 131.9, 137.6, 140.2, 141.8, 143.2, 153.4, 153.46, 153.50, 154.6, 164.7, 164.8.

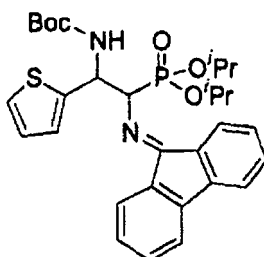
³¹P NMR (DMSO-d₆ H₃PO₄ δ 0.00): δ 18.0 (major), 19.3 (minor)

ESI-HRMS *m/z* calcd for C₃₀H₃₇N₂O₆P: 653.2462[M+H]⁺; found:553.2480.

20

[2-tert-Butoxycarbonylamino-1-(fluoren-9-ylideneamino)-2-thiophen-2-yl-ethyl]-phosphonic acid diisopropyl ester

25 **[0130]**



30

35

mp: 60-65 °C

IR(KBr): 3437, 1719, 1491, 987cm⁻¹.

¹H NMR (DMSO-d₆): δ 1.03(d, *J* = 6.2 Hz, 3H), 1.16-1.20 (m, 9H), 1.38 (s, 9H), 4.51-4.55 (m, 2H), 5.44 (dd, *J* = 4.1, 15.8 Hz, 1H), 5.67 (br d, *J* = 3.4 Hz, 1H), 6.84-6.86 (m, 1H), 7.00 (d, *J* = 4.1 Hz, 2H), 7.25 (d, *J* = 4.8 Hz, 1H), 7.32-7.37 (m, 2H), 7.47-7.51 (m, 2H), 7.77 (d, *J* = 7.6 Hz, 1H), 7.82-7.85 (m, 2H), 7.98 (d, *J* = 8.2 Hz, 1H).

¹³C NMR (DMSO-d₆): δ 23.4, 23.8, 23.9, 28.1, 51.4, 64.3, 65.3, 70.9, 70.91, 71.00, 71.05, 78.3, 119.9, 120.6, 122.8, 124.7, 124.8, 126.5, 128.2, 128.5, 131.2, 131.7, 132.1, 137.6, 140.3, 143.3, 145.2, 145.3, 154.5, 165.1, 165.2.

³¹P NMR (DMSO-d₆ H₃PO₄ δ 0.00): δ 17.9 (major), 19.0 (minor)

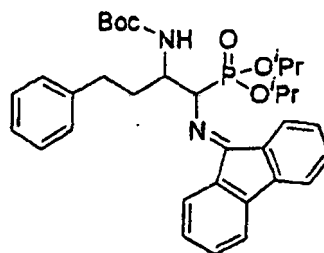
ESI-HRMS *m/z* calcd for C₃₀H₃₇N₂O₅PS: 569.2234[M+H]⁺; found:569.2237.

45

[2-tert-Butoxycarbonylamino-1-(fluoren-9-ylideneamino)-4-phenyl-butyl]-phosphonic acid diisopropyl ester

50 **[0131]**

55



mp: 124-131 °C

IR(KBr): 3292, 2978, 1711, 990 cm^{-1} .

^1H NMR (DMSO- d_6): δ 1.01 (d, $J = 6.2$ Hz, 3H), 1.16-1.21 (m, 9H), 1.30 (s, 9H), 1.79 (br, 1H), 2.01 (br, 1H), 2.63 (br, 1H), 4.21 (s, 1H), 4.55 (d, $J = 5.5$ Hz, 2H), 5.10 (d, $J = 6.6$ Hz, 3H), 6.45 (d, $J = 8.9$ Hz, 1H), 7.12-7.53 (m, 9H), 7.73 (d, $J = 7.6$ Hz, 1H), 7.78 (d, $J = 7.6$ Hz, 1H), 7.87 (d, $J = 7.6$ Hz, 1H), 8.04 (d, $J = 8.2$ Hz, 1H).

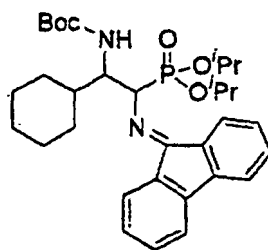
^{13}C NMR (DMSO- d_6): δ 23.36, 23.41, 23.8, 23.9, 28.0, 28.1, 28.2, 28.3, 31.9, 34.5, 51.8, 51.9, 70.6, 70.7, 70.8, 77.5, 99.4, 119.7, 119.80, 120.6, 122.6, 122.7, 125.5, 125.7, 128.07, 128.12, 128.30, 128.33, 131.2, 131.3, 131.8, 131.9, 137.8, 140.3, 141.7, 143.2, 155.1, 164.0, 164.1.

^{31}P NMR (DMSO- d_6 H_3PO_4 δ 0.00): δ 19.6 (major)

ESI-HRMS m/z calcd for $\text{C}_{34}\text{H}_{43}\text{N}_2\text{O}_5\text{P}$: 591.2982[M+H] $^+$; found:591.2992.

[2-tert-Butoxycarbonylamino-2-cyclohexyl-1-(fluoren-9-ylideneamino)-ethyl]-phosphonic acid diisopropyl ester

[0132]



mp: 66-70 °C

IR(KBr): 3438, 2978, 1716, 1492, 986 cm^{-1} .

^1H NMR (DMSO- d_6): δ 0.85-1.69 (m, 32H), 4.12-4.17 (m, 1H), 4.51-4.58 (m, 2H), 5.18 (dd, $J = 4.8, 16.5$ Hz, 1H), 6.29 (d, $J = 9.6$ Hz, 1H), 7.33-7.54 (m, 4H), 7.74-7.97 (m, 4H).

^{13}C NMR (DMSO- d_6): δ 23.4, 23.5, 23.8, 23.9, 25.5, 25.7, 25.9, 27.8, 28.1, 28.2, 29.7, 40.39, 40.43, 55.7, 60.3, 61.3, 70.7, 77.4, 119.9, 120.7, 122.6, 128.1, 128.3, 128.4, 131.4, 131.5, 131.9, 137.7, 140.3, 143.2, 155.3, 164.2.

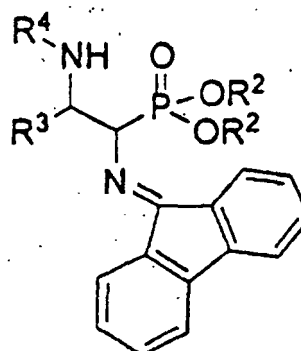
^{31}P NMR (DMSO- d_6 H_3PO_4 δ 0.00): δ 19.8 (major)

ESI-HRMS m/z calcd for $\text{C}_{32}\text{H}_{45}\text{N}_2\text{O}_5\text{P}$: 569.3139[M+H] $^+$; found:569.3149.

Claims

1. A manufacturing method of starting materials of diamino acid derivatives represented by the following general formula [II], wherein

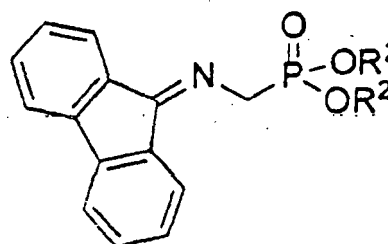
General formula [II]



20 R^2 , is a substituted hydrocarbon group or an unsubstituted hydrocarbon group and all of R^2 may be identical to each other, or may differ from each other; R^3 is a substituted hydrocarbon group, a substituted heterocyclic group, an unsubstituted hydrocarbon group, or an unsubstituted heterocyclic group; R^4 is an electron-withdrawing group and the fluorenyl group is a ring-substituted fluorenyl group or a ring-unsubstituted fluorenyl group;

20 said manufacturing method comprising reacting a compound represented by the following general formula [I], wherein

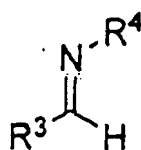
General formula [I]



35 R^2 is a substituted hydrocarbon group or an unsubstituted hydrocarbon group and all of R^2 may be identical to each other, or may differ from each other and the fluorenyl group is a ring-substituted fluorenyl group or a ring-unsubstituted fluorenyl group;

35 with a compound represented by the following general formula [V], wherein

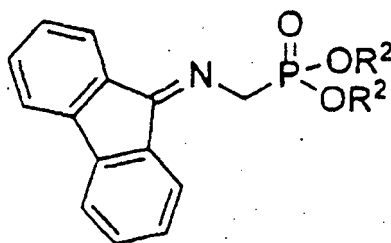
General formula [V]



50 R^3 is a substituted hydrocarbon group, a substituted heterocyclic group, an unsubstituted hydrocarbon group, or an unsubstituted heterocyclic group and R^4 is an electron-withdrawing group.

- 55 2. A diamino acid derivative starting material, said diamino acid derivative starting material being a compound represented by the following general formula [1], wherein

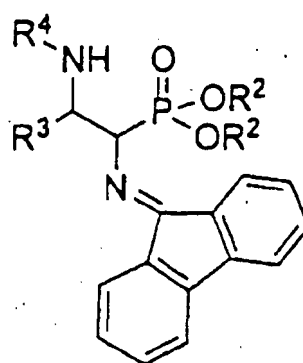
General formula [I]



R² is a substituted hydrocarbon group or an unsubstituted hydrocarbon group and all of R² may be identical to each other, or may differ from each other and the fluorenyl group is a ring-substituted fluorenyl group or a ring-unsubstituted fluorenyl group.

3. A diamino acid derivative starting material, said diamino acid derivative starting material being a compound represented by the following general formula [II], wherein

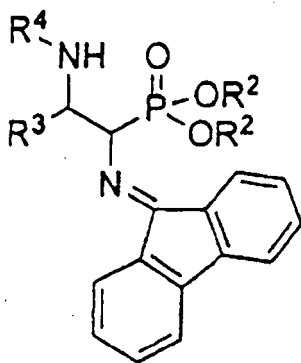
General formula [II]



R² is a substituted hydrocarbon group or an unsubstituted hydrocarbon group and all of R² may be identical to each other, or may differ from each other; R³ is a substituted hydrocarbon group, a substituted heterocyclic group, an unsubstituted hydrocarbon group, or an unsubstituted heterocyclic group; R⁴ is an electron-withdrawing group which is an alkoxy carbonyl group, an acyl group, an arylsulfonyl group or an alkylsulfonyl group, and the fluorenyl group is a ring-substituted fluorenyl group or a ring-unsubstituted fluorenyl group.

4. The diamino acid derivative starting material according to claim 2 or 3, wherein said R² is a hydrocarbon group having a carbon number of 1 to 8.
5. A manufacturing method of diamino acid derivatives, said manufacturing method comprising removing a fluorenyl group of a diamino acid derivative starting material represented by the following general formula [II], wherein

General formula [II]

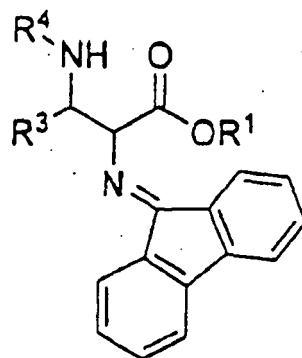


15 R^2 is a substituted hydrocarbon group or an unsubstituted hydrocarbon group and all of R^2 may be identical to each other, or may differ from each other. R^3 is a substituted hydrocarbon group, a substituted heterocyclic group, an unsubstituted hydrocarbon group, or an unsubstituted heterocyclic group; R^4 is an electron-withdrawing group and the fluorenyl group is a ring-substituted fluorenyl group or a ring-unsubstituted fluorenyl group.

20 6. The method according to claim 1 or 5, wherein said R^2 is a hydrocarbon group having a carbon number of 1 to 8.

7. A manufacturing method of starting materials of diamino acid derivatives represented by the following general formula [IV], wherein

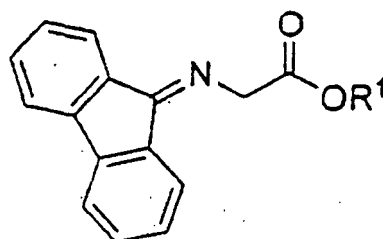
25 General formula [IV]



45 R^1 is a substituted hydrocarbon group or an unsubstituted hydrocarbon group; R^3 is a substituted hydrocarbon group, a substituted heterocyclic group, an unsubstituted hydrocarbon group, or an unsubstituted heterocyclic group; R^4 is an electron-withdrawing group and the fluorenyl group is a ring-substituted fluorenyl group or a ring-unsubstituted fluorenyl group

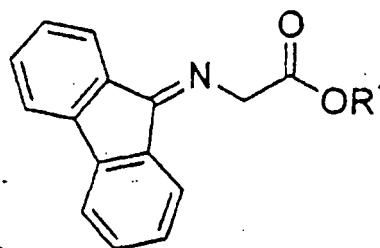
said manufacturing method comprising reacting a compound represented by the following general formula [III], wherein

50 General formula [III]



General formula [III]

5



10

R¹ is a substituted hydrocarbon group or an unsubstituted hydrocarbon group and the fluorenyl group is a ring-substituted fluorenyl group or a ring-unsubstituted fluorenyl group.

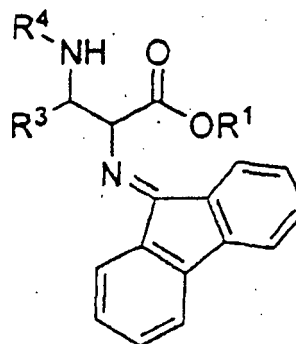
15

12. A diamino acid derivative starting material, said diamino acid derivative starting material being a compound represented by the following general formula [IV], wherein

20

General formula [IV]

25



30

35

R¹ is a substituted hydrocarbon group or an unsubstituted hydrocarbon group; R³ is a substituted hydrocarbon group, a substituted heterocyclic group, an unsubstituted hydrocarbon group, or an unsubstituted heterocyclic group; R⁴ is an electron-withdrawing group which is an alkoxy carbonyl group, an acyl group, an arylsulfonyl group or an alkylsulfonyl group, and the fluorenyl group is a ring-substituted fluorenyl group or a ring-unsubstituted fluorenyl group.

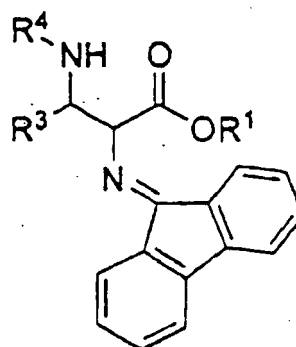
40

13. The diamino acid derivative starting material according to claim 11 or 12, wherein said R¹ is a hydrocarbon group having a carbon number of 1 to 8.
14. The diamino acid derivative starting material according to claim 3 or 12, wherein said R³ is a hydrocarbon group having a carbon number of 1 to 8 or a heterocyclic group having a carbon number of 1 to 8.
15. A manufacturing method of diamino acid derivatives, said manufacturing method comprising removing a fluorenyl group of a diamino acid derivative starting material represented by the following general formula [IV], wherein

50

55

General formula [IV]



20

25

30

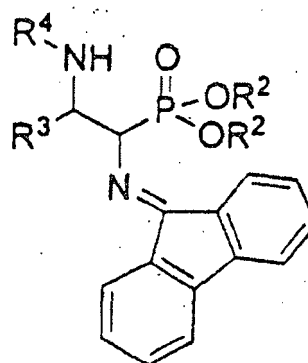
R¹ is a substituted hydrocarbon group or an unsubstituted hydrocarbon group; R³ is a substituted hydrocarbon group, a substituted heterocyclic group, an unsubstituted hydrocarbon group, or an unsubstituted heterocyclic group; R⁴ is an electron-withdrawing group and the fluorenyl group is a ring-substituted fluorenyl group or a ring-unsubstituted fluorenyl group.

16. The method according to claim 5 or 15, wherein said fluorenyl group is removed with an acidic process.
17. The method according to claim 7 or 15, wherein said R¹ is a hydrocarbon group having a carbon number of 1 to 8.
18. The method according to claim 1, 5, 7 or 15, wherein said R³ is a hydrocarbon group having a carbon number of 1 to 8 or a heterocyclic group having a carbon number of 1 to 8.
19. The method according to claim 1, 5, 7 or 15, wherein said electron-withdrawing group is an alkoxycarbonyl group, an acyl group, an arylsulfonyl group, or an alkylsulfonyl group.

Patentansprüche

- 35
1. Ein Verfahren zur Herstellung von Ausgangsmaterialien von Diaminosäurederivaten, dargestellt durch die folgende allgemeine Formel [II], wobei

Allgemeine Formel [II]



55

R² ein substituierter Kohlenwasserstoffrest oder ein unsubstituierter Kohlenwasserstoffrest ist und alle R² gleich oder voneinander verschieden sein können; R³ ein substituierter Kohlenwasserstoffrest, ein substituierter heterocyclischer Rest, ein unsubstituierter Kohlenwasserstoffrest oder ein unsubstituierter heterocyclischer Rest ist; R⁴ ein elektronenziehender Rest ist und der Fluorenylrest ein ringsubstituierter Fluorenylrest oder ein ringunsubstituierter Fluorenylrest ist; wobei das Herstellungsverfahren Umsetzen einer durch die folgende allgemeine Formel [I] dargestellten Verbindung,

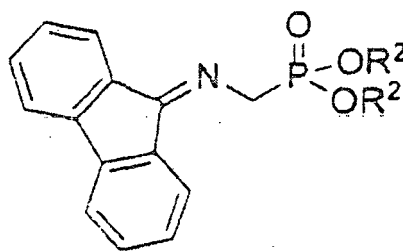
wobei

Allgemeine Formel [I]

5

10

15



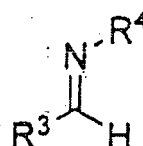
20

R^2 ein substituierter Kohlenwasserstoffrest oder ein unsubstituierter Kohlenwasserstoffrest ist und alle R^2 gleich oder voneinander verschieden sein können und der Fluorenylrest ein ringsubstituierter Fluorenylrest oder ein ringunsubstituierter Fluorenylrest ist; mit einer durch die folgende allgemeine Formel [V] dargestellten Verbindung umfasst, wobei

Allgemeine Formel [V]

25

30



R^3 ein substituierter Kohlenwasserstoffrest, ein substituierter heterocyclischer Rest, ein unsubstituierter Kohlenwasserstoffrest oder ein unsubstituierter heterocyclischer Rest ist und R^4 ein elektronenziehender Rest ist.

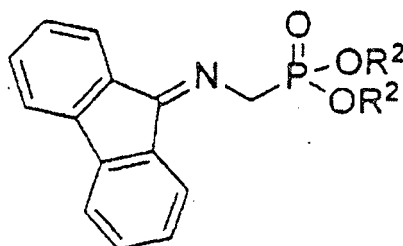
35

2. Ein Diaminosäurederivat-Ausgangsmaterial, wobei das Diaminosäurederivat-Ausgangsmaterial eine durch die folgende allgemeine Formel [I] dargestellte Verbindung ist, wobei

Allgemeine Formel [I]

40

45



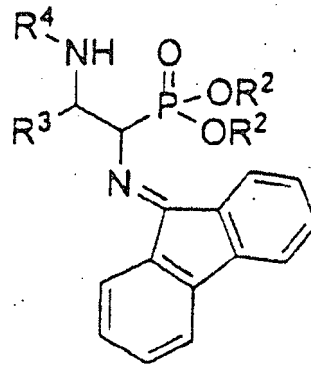
50

R^2 ein substituierter Kohlenwasserstoffrest oder ein unsubstituierter Kohlenwasserstoffrest ist und alle R^2 gleich oder voneinander verschieden sein können und der Fluorenylrest ein ringsubstituierter Fluorenylrest oder ein ringunsubstituierter Fluorenylrest ist.

55

3. Ein Diaminosäurederivat-Ausgangsmaterial, wobei das Diaminosäurederivat-Ausgangsmaterial eine durch die folgende allgemeine Formel [II] dargestellte Verbindung ist, wobei

Allgemeine Formel [II]

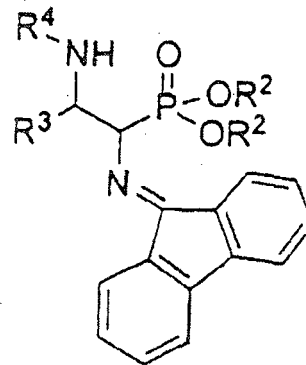


20 R^2 ein substituierter Kohlenwasserstoffrest oder ein unsubstituierter Kohlenwasserstoffrest ist und alle R^2 gleich oder voneinander verschieden sein können; R^3 ein substituierter Kohlenwasserstoffrest, ein substituierter heterocyclischer Rest, ein unsubstituierter Kohlenwasserstoffrest oder ein unsubstituierter heterocyclischer Rest ist; R^4 ein elektronenziehender Rest ist, der ein Alkoxycarbonylrest, ein Acylrest, ein Arylsulfonylrest oder ein Alkylsulfonylrest ist, und der Fluorenylrest ein ringsubstituierter Fluorenylrest oder ein ringunsubstituierter Fluorenylrest ist.

25 4. Das Diaminosäurederivat-Ausgangsmaterial nach Anspruch 2 oder 3, wobei das R^2 ein Kohlenwasserstoffrest mit einer Kohlenstoffzahl von 1 bis 8 ist.

30 5. Ein Verfahren zur Herstellung von Diaminosäurederivaten, wobei das Herstellungsverfahren Entfernen eines Fluorenylrests eines durch die folgende allgemeine Formel [II] dargestellten Diaminosäurederivat-Ausgangsmaterials umfasst, wobei

35 Allgemeine Formel [II]



45 R^2 ein substituierter Kohlenwasserstoffrest oder ein unsubstituierter Kohlenwasserstoffrest ist und alle R^2 gleich oder voneinander verschieden sein können; R^3 ein substituierter Kohlenwasserstoffrest, ein substituierter heterocyclischer Rest, ein unsubstituierter Kohlenwasserstoffrest oder ein unsubstituierter heterocyclischer Rest ist; R^4 ein elektronenziehender Rest ist und der Fluorenylrest ein ringsubstituierter Fluorenylrest oder ein ringunsubstituierter Fluorenylrest ist.

50 6. Das Verfahren nach Anspruch 1 oder 5, wobei das R^2 ein Kohlenwasserstoffrest mit einer Kohlenstoffzahl von 1 bis 8 ist.

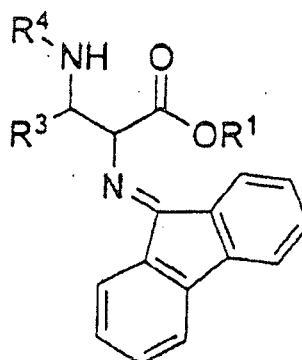
55 7. Ein Verfahren zur Herstellung von Ausgangsmaterialien von durch die folgende allgemeine Formel [IV] dargestellten Diaminosäurederivaten, wobei

Allgemeine Formel [IV]

5

10

15



20

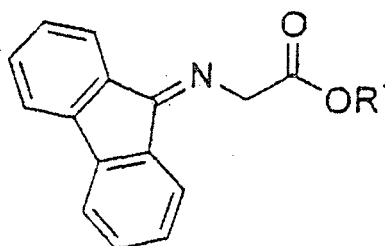
R¹ ein substituierter Kohlenwasserstoffrest oder ein unsubstituierter Kohlenwasserstoffrest ist; R³ ein substituierter Kohlenwasserstoffrest, ein substituierter heterocyclischer Rest, ein unsubstituierter Kohlenwasserstoffrest oder ein unsubstituierter heterocyclischer Rest ist; R⁴ ein elektronenziehender Rest ist und der Fluorenylrest ein ringsubstituierter Fluorenylrest oder ein ringunsubstituierter Fluorenylrest ist, wobei das Herstellungsverfahren Umsetzen einer durch die folgende allgemeine Formel [III] dargestellten Verbindung, wobei

25

Allgemeine Formel [III]

30

35

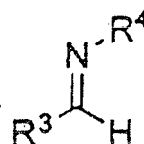


R¹ ein substituierter Kohlenwasserstoffrest oder ein unsubstituierter Kohlenwasserstoffrest ist und der Fluorenylrest ein ringsubstituierter Fluorenylrest oder ein ringunsubstituierter Fluorenylrest ist, mit einer durch die folgende allgemeine Formel [V] dargestellten Verbindung umfasst, wobei

40

Allgemeine Formel [V]

45



50

R³ ein substituierter Kohlenwasserstoffrest, ein substituierter heterocyclischer Rest, ein unsubstituierter Kohlenwasserstoffrest oder ein unsubstituierter heterocyclischer Rest ist und R⁴ ein elektronenziehender Rest ist.

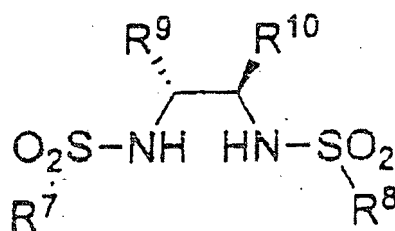
55

8. Das Verfahren zur Herstellung der Diaminosäurederivat-Ausgangsmaterialien nach Anspruch 1 oder 7, wobei die Reaktion zwischen der durch die allgemeine Formel [III] dargestellten Verbindung und der durch die allgemeine Formel [V] dargestellten Verbindung bzw. die Reaktion zwischen der durch die allgemeine Formel [I] dargestellten Verbindung und der durch die allgemeine Formel [V] dargestellten Verbindung in Gegenwart eines optisch aktiven basischen Katalysators durchgeführt wird.
9. Das Verfahren zur Herstellung der Diaminosäurederivat-Ausgangsmaterialien nach Anspruch 8, wobei der optisch

aktive basische Katalysator ein Mitglied, ausgewählt aus einer Gruppe optisch aktiver Guanidinverbindungen, ist.

10. Das Verfahren zur Herstellung der Diaminosäurederivat-Ausgangsmaterialien nach Anspruch 8, wobei der optisch aktive basische Katalysator ein Mitglied, ausgewählt aus einer Gruppe optisch aktiver basischer Katalysatoren, ist, der unter Verwendung von MX_2 (M ist Be, Mg, Ca, Sr, Ba oder Ra; X ist ein beliebiger Rest) und von durch die folgende allgemeine Formel [VI] dargestellten Verbindungen aufgebaut ist, wobei

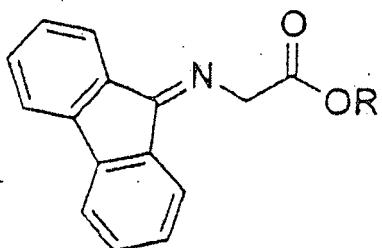
Allgemeine Formel [VI]



R^7 , R^8 , R^9 und R^{10} jeweils einen substituierten cyclischen Rest oder einen unsubstituierten cyclischen Rest bedeuten, wobei R^9 und R^{10} in einigen Fällen einen Ring bilden und in einigen Fällen keinen Ring bilden.

11. Ein Diaminosäurederivat-Ausgangsmaterial, wobei das Diaminosäurederivat-Ausgangsmaterial eine durch die folgende allgemeine Formel [III] dargestellte Verbindung ist, wobei

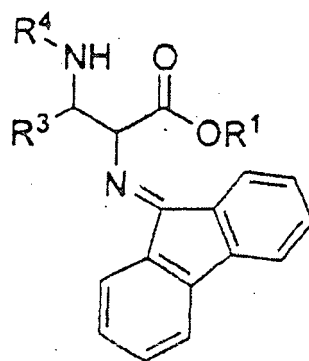
Allgemeine Formel [III]



R^1 ein substituiertes Kohlenwasserstoffrest oder ein unsubstituiertes Kohlenwasserstoffrest ist und der Fluorenylrest ein ringsubstituierter Fluorenylrest oder ein ringunsubstituierter Fluorenylrest ist.

12. Ein Diaminosäurederivat-Ausgangsmaterial, wobei das Diaminosäurederivat-Ausgangsmaterial eine durch die folgende allgemeine Formel [IV] dargestellte Verbindung ist, wobei

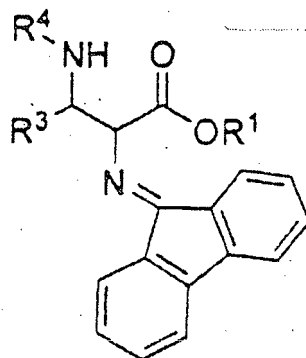
Allgemeine Formel [IV]



15 R^1 ein substituierter Kohlenwasserstoffrest oder ein unsubstituierter Kohlenwasserstoffrest ist; R^3 ein substituierter Kohlenwasserstoffrest, ein substituierter heterocyclischer Rest, ein unsubstituierter Kohlenwasserstoffrest oder ein unsubstituierter heterocyclischer Rest ist; R^4 ein elektronenziehender Rest ist, der ein Alkoxy-carbonylrest, ein Acylrest, ein Arylsulfonylrest oder ein Alkylsulfonylrest ist, und der Fluorenylrest ein ringsubstituierter Fluorenylrest oder ein ringunsubstituierter Fluorenylrest ist.

- 20
13. Das Diaminosäurederivat-Ausgangsmaterial nach Anspruch 11 oder 12, wobei das R^1 ein Kohlenwasserstoffrest mit einer Kohlenstoffzahl von 1 bis 8 ist.
- 25
14. Das Diaminosäurederivat-Ausgangsmaterial nach Anspruch 3 oder 12, wobei das R^3 ein Kohlenwasserstoffrest mit einer Kohlenstoffzahl von 1 bis 8 oder ein heterocyclischer Rest mit einer Kohlenstoffzahl von 1 bis 8 ist.
- 30
15. Ein Verfahren zur Herstellung von Diaminosäurederivaten, wobei das Herstellungsverfahren Entfernen eines Fluorenylrests eines durch die folgende allgemeine Formel [IV] dargestellten Diaminosäurederivat-Ausgangsmaterials umfasst, wobei

Allgemeine Formel [IV]



50 R^1 ein substituierter Kohlenwasserstoffrest oder ein unsubstituierter Kohlenwasserstoffrest ist; R^3 ein substituierter Kohlenwasserstoffrest, ein substituierter heterocyclischer Rest, ein unsubstituierter Kohlenwasserstoffrest oder ein unsubstituierter heterocyclischer Rest ist; R^4 ein elektronenziehender Rest ist und der Fluorenylrest ein ringsubstituierter Fluorenylrest oder ein ringunsubstituierter Fluorenylrest ist.

16. Das Verfahren nach Anspruch 5 oder 15, wobei der Fluorenylrest mit einem sauren Verfahren entfernt wird.
- 55
17. Das Verfahren nach Anspruch 7 oder 15, wobei das R^1 ein Kohlenwasserstoffrest mit einer Kohlenstoffzahl von 1 bis 8 ist.

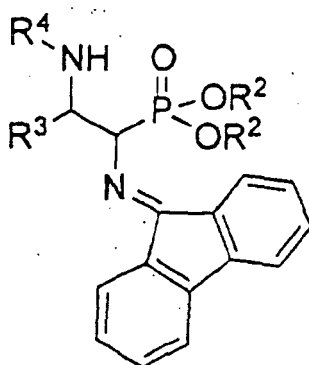
18. Das Verfahren nach Anspruch 1, 5, 7 oder 15, wobei das R³ ein Kohlenwasserstoffrest mit einer Kohlenstoffzahl von 1 bis 8 oder ein heterocyclischer Rest mit einer Kohlenstoffzahl von 1 bis 8 ist.

19. Das Verfahren nach Anspruch 1, 5, 7 oder 15, wobei der elektronenziehende Rest ein Alkoxy-carbonylrest, ein Acylrest, ein Arylsulfonylrest oder ein Alkylsulfonylrest ist.

Revendications

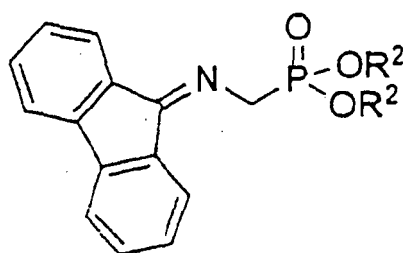
1. Procédé de fabrication de produits de départ de dérivés d'acides diamminés représentés par la formule générale [II] suivante, dans lequel

Formule générale [II]



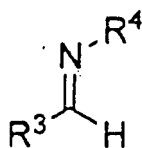
R² représente un groupe hydrocarbure substitué ou un groupe hydrocarbure non substitué et tous les radicaux R² peuvent être identiques les uns aux autres ou peuvent différer les uns des autres ; R³ représente un groupe hydrocarbure substitué, un groupe hétérocyclique substitué, un groupe hydrocarbure non substitué ou un groupe hétérocyclique non substitué ; R⁴ représente un groupe attracteur d'électrons et le groupe fluorényle est un groupe fluorényle substitué au niveau du noyau ou un groupe fluorényle non substitué au niveau du noyau ; ledit procédé de fabrication comprenant la réaction d'un composé représenté par la formule générale [I] suivante, dans lequel

Formule générale [I]



R² représente un groupe hydrocarbure substitué ou un groupe hydrocarbure non substitué et tous les radicaux R² peuvent être identiques les uns aux autres ou peuvent différer les uns des autres et le groupe fluorényle est un groupe fluorényle substitué au niveau du noyau ou un groupe fluorényle non substitué au niveau du noyau ; avec un composé représenté par la formule générale [V] suivante, dans lequel

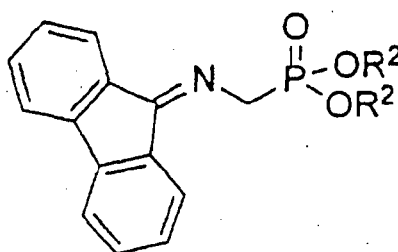
Formule générale [V]



R³ représente un groupe hydrocarbure substitué, un groupe hétérocyclique substitué, un groupe hydrocarbure non substitué ou un groupe hétérocyclique non substitué et R⁴ représente un groupe attracteur d'électrons.

2. Produit de départ de dérivé d'acide diaminé, ledit produit de départ de dérivé d'acide diaminé étant un composé représenté par la formule générale [I] suivante, dans lequel

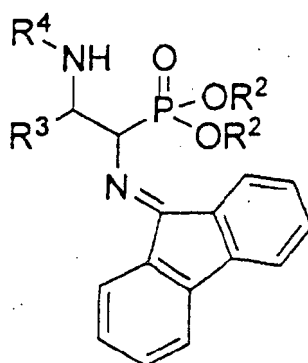
Formule générale [I]



R² représente un groupe hydrocarbure substitué ou un groupe hydrocarbure non substitué et tous les radicaux R² peuvent être identiques les uns aux autres ou peuvent différer les uns des autres et le groupe fluorényle est un groupe fluorényle substitué au niveau du noyau ou un groupe fluorényle non substitué au niveau du noyau.

3. Produit de départ de dérivé d'acide diaminé, ledit produit de départ de dérivé d'acide diaminé étant un composé représenté par la formule générale [II] suivante, dans lequel

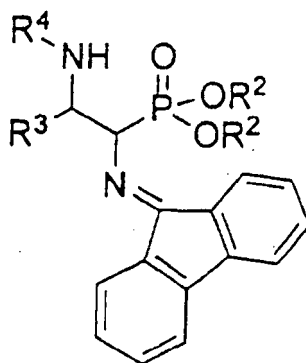
Formule générale [II]



R² représente un groupe hydrocarbure substitué ou un groupe hydrocarbure non substitué et tous les radicaux R² peuvent être identiques les uns aux autres, et peuvent différer les uns des autres ; R³ représente un groupe hydrocarbure substitué, un groupe hétérocyclique substitué, un groupe hydrocarbure non substitué ou un groupe hétérocyclique non substitué ; R⁴ représente un groupe attracteur d'électrons qui est un groupe alcoxycarbonyle, un groupe acyle, un groupe arylsulfonyle ou un groupe alkylsulfonyle, et le groupe fluorényle est un groupe fluorényle substitué au niveau du noyau ou un groupe fluorényle non substitué au niveau du noyau.

4. Produit de départ de dérivé d'acide diaminé selon la revendication 2 ou 3, dans lequel ledit radical R² est un groupe hydrocarbure ayant un nombre d'atomes de carbone de 1 à 8.
5. Procédé de fabrication de dérivés d'acides diaminés, ledit procédé de fabrication comprenant l'élimination d'un groupe fluorényle d'un produit de départ de dérivé d'acide diaminé représenté par la formule générale [II] suivante, dans lequel

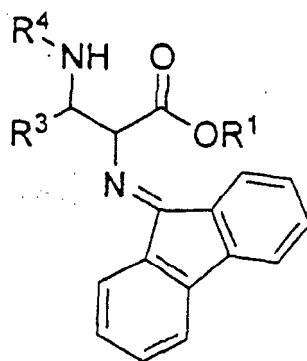
Formule générale [II]



R² représente un groupe hydrocarbure substitué ou un groupe hydrocarbure non substitué et tous les radicaux R² peuvent être identiques les uns aux autres ou peuvent différer les uns des autres ; R³ représente un groupe hydrocarbure substitué, un groupe hétérocyclique substitué, un groupe hydrocarbure non substitué ou un groupe hétérocyclique non substitué ; R⁴ représente un groupe attracteur d'électrons et le groupe fluorényle est un groupe fluorényle substitué au niveau du noyau ou un groupe fluorényle non substitué au niveau du noyau.

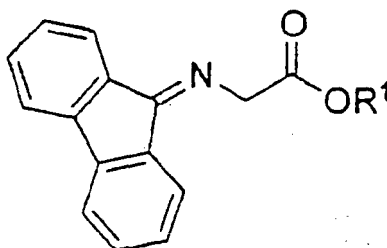
6. Procédé selon la revendication 1 ou 5, dans lequel ledit radical R² est un groupe hydrocarbure ayant un nombre d'atomes de carbone de 1 à 8.
7. Procédé de fabrication de produits de départ de dérivés d'acides diaminés représentés par la formule générale [IV] suivante, dans lequel

Formule générale [IV]



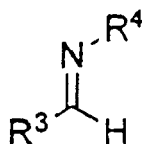
R¹ représente un groupe hydrocarbure substitué ou un groupe hydrocarbure non substitué ; R³ représente un groupe hydrocarbure substitué, un groupe hétérocyclique substitué, un groupe hydrocarbure non substitué ou un groupe hétérocyclique non substitué ; R⁴ représente un groupe attracteur d'électrons et le groupe fluorényle est un groupe fluorényle substitué au niveau du noyau ou un groupe fluorényle non substitué au niveau du noyau ledit procédé de fabrication comprenant la réaction d'un composé représenté par la formule générale [III] suivante, dans lequel

Formule générale [III]



15 R^1 représente un groupe hydrocarbure substitué ou un groupe hydrocarbure non substitué et le groupe fluorényle est un groupe fluorényle substitué au niveau du noyau ou un groupe fluorényle non substitué au niveau du noyau avec un composé représenté par la formule générale [V] suivante, dans lequel

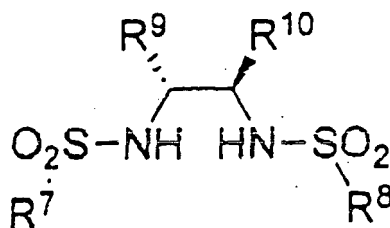
Formule générale [V]



R^3 représente un groupe hydrocarbure substitué, un groupe hétérocyclique substitué, un groupe hydrocarbure non substitué ou un groupe hétérocyclique non substitué et R^4 représente un groupe attracteur d'électrons.

- 30
- 35
- 40
- 45
8. Procédé de fabrication des produits de départ de dérivés d'acides diaminés selon la revendication 1 ou 7, dans lequel la réaction entre le composé représenté par ladite formule générale [III] et le composé représenté par ladite formule générale [V], et la réaction entre le composé représenté par ladite formule générale [I] et le composé représenté par ladite formule générale [V], respectivement, est réalisée en présence d'un catalyseur basique optiquement actif.
 9. Procédé de fabrication des produits de départ de dérivés d'acides diaminés selon la revendication 8, dans lequel ledit catalyseur basique optiquement actif est n'importe quel élément choisi dans un groupe de composés guanidine optiquement actifs.
 10. Procédé de fabrication des produits de départ de dérivés d'acides diaminés selon la revendication 8, dans lequel ledit catalyseur basique optiquement actif est n'importe quel élément choisi dans un groupe de catalyseurs basiques optiquement actifs configurés en utilisant MX_2 (M représente un atome de Be, Mg, Ca, Sr, Ba ou Ra ; X représente un groupe arbitraire) et les composés représentés par la formule générale [VI] suivante, dans lequel

Formule générale [VI]

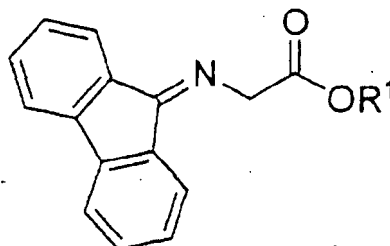


R^7 , R^8 , R^9 et R^{10} représentent chacun un groupe cyclique substitué ou un groupe cyclique non substitué, dans

lequel R⁹ et R¹⁰ forment un noyau dans certains cas, et ne forment pas de noyau dans certains cas.

11. Produit de départ de dérivé d'acide diaminé, ledit produit de départ de dérivé d'acide diaminé étant un composé représenté par la formule générale [III] suivante, dans lequel

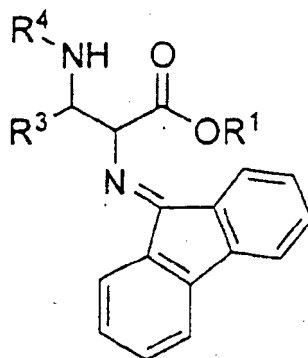
Formule générale [III]



R¹ représente un groupe hydrocarbure substitué ou un groupe hydrocarbure non substitué et le groupe fluorényle est un groupe fluorényle substitué au niveau du noyau ou un groupe fluorényle non substitué au niveau du noyau.

12. Produit de départ de dérivé d'acide diaminé, ledit produit de départ de dérivé d'acide diaminé étant un composé représenté par la formule générale [IV] suivante, dans lequel

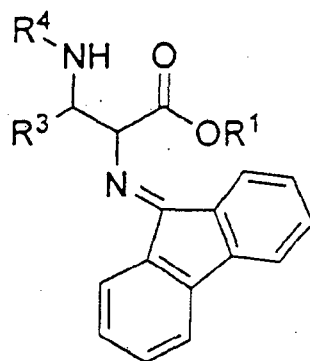
Formule générale [IV]



R¹ représente un groupe hydrocarbure substitué ou un groupe hydrocarbure non substitué ; R³ représente un groupe hydrocarbure substitué, un groupe hétérocyclique substitué, un groupe hydrocarbure non substitué ou un groupe hétérocyclique non substitué ; R⁴ représente un groupe attracteur d'électrons qui est un groupe alcoxycarbonyle, un groupe acyle, un groupe arylsulfonyle ou un groupe alkylsulfonyle et le groupe fluorényle est un groupe fluorényle substitué au niveau du noyau ou un groupe fluorényle non substitué au niveau du noyau.

13. Produit de départ de dérivé d'acide diaminé selon la revendication 11 ou 12, dans lequel ledit radical R¹ est un groupe hydrocarbure ayant un nombre d'atomes de carbone de 1 à 8.
14. Produit de départ de dérivé d'acide diaminé selon la revendication 3 ou 12, dans lequel ledit radical R³ est un groupe hydrocarbure ayant un nombre d'atomes de carbone de 1 à 8 ou un groupe hétérocyclique ayant un nombre d'atomes de carbone de 1 à 8.
15. Procédé de fabrication de dérivés d'acides diaminés, ledit procédé de fabrication comprenant l'élimination d'un groupe fluorényle d'un produit de départ de dérivé d'acide diaminé représenté par la formule générale [IV] suivante, dans lequel

Formule générale [IV]



20

R¹ représente un groupe hydrocarbure substitué ou un groupe hydrocarbure non substitué ; R³ représente un groupe hydrocarbure substitué, un groupe hétérocyclique substitué, un groupe hydrocarbure non substitué ou un groupe hétérocyclique non substitué ; R⁴ représente un groupe attracteur d'électrons et le groupe fluorényle est un groupe fluorényle substitué au niveau du noyau ou un groupe fluorényle non substitué au niveau du noyau.

25

16. Procédé selon la revendication 5 ou 15, dans lequel ledit groupe fluorényle est éliminé à l'aide d'un procédé acide.

30

17. Procédé selon la revendication 7 ou 15, dans lequel ledit radical R¹ est un groupe hydrocarbure ayant un nombre d'atomes de carbone de 1 à 8.

35

18. Procédé selon la revendication 1, 5, 7 ou 15, dans lequel ledit radical R³ est un groupe hydrocarbure ayant un nombre d'atomes de carbone de 1 à 8 ou un groupe hétérocyclique ayant un nombre d'atomes de carbone de 1 à 8.

40

19. Procédé selon la revendication 1, 5, 7 ou 15, dans lequel ledit groupe attracteur d'électrons est un groupe alcoxy-carbonyle, un groupe acyle, un groupe arylsulfonyle ou un groupe alkylsulfonyle.

45

50

55

REFERENCES CITED IN THE DESCRIPTION

This list of references cited by the applicant is for the reader's convenience only. It does not form part of the European patent document. Even though great care has been taken in compiling the references, errors or omissions cannot be excluded and the EPO disclaims all liability in this regard.

Non-patent literature cited in the description

- VISO, A. ; FERNANDEZ DE LA PRADILLA, R. ; GARCIA, A. ; FLORES, A. *Chem. Rev.*, 2005, vol. 105, 3167 [0032]
- LUCET, D. ; GALL, T. L. ; MIOSKOWSKI, C. *Angew. Chem., Int. Ed. Engl.*, 1998, vol. 37, 2580 [0032]
- SOLOSHONOK, V. A. ; AVILOV, D. V. ; KUKHAR, V. P. ; MEERVELT, L. V. ; MISCHENKO, N. *Tetrahedron Lett.*, 1997, vol. 38, 4671 [0032]
- DEMONG, D. E. ; WILLIAMS, R. M. *Tetrahedron Lett.*, 2001, vol. 42, 3529 [0032]
- DEMONG, D. E. ; WILLIAMS, R. M. *J. Am. Chem. Soc.*, 2003, vol. 125, 8561 [0032]
- VISO, A. ; FERNANDEZ DE LA PRADILLA, R. ; GUERRERO-STRACHAN, C. ; ALONSO, M. ; MARTINEZ-RIPOLL, M. ; ANDRE, I. *J. Org. Chem.*, 1997, vol. 62, 2316 [0032]
- VISO, A. ; FERNANDEZ DE LA PRADILLA, R. ; GARCIA, A. ; ALONSO, M. ; GUERRERO-STRACHAN, C. ; FONSECA, I. *Synlett*, 1999, 1543 [0032]
- VISO, A. ; FERNANDEZ DE LA PRADILLA, R. ; LOPEZ-RODRIGUEZ, M. L. ; GARCIA, A. ; TORTOSA, M. *Synlett*, 2002, 755 [0032]
- VISO, A. ; FERNANDEZ DE LA PRADILLA, R. ; GARCIA, A. ; GUERRERO-STRACHAN, C. ; ALONSO, M. ; TORTOSA, M. ; FLORES, A. ; MARTINEZ-RIPOLL, M. ; FONSECA, I. ; ANDRE, I. *Chem. Eur. J.*, 2003, vol. 9, 2867 [0032]
- VISO, A. ; FERNANDEZ DE LA PRADILLA, R. ; LOPEZ-RODRIGUEZ, M. L. ; GARCIA, A. ; FLORES, A. ; ALONSO, M. *J. Org. Chem.*, 2004, vol. 69, 1542 [0032]
- DAVIS, F. A. ; DENG, J. *Org. Lett.*, 2004, vol. 6, 2789 [0032]
- DAVIS, F. A. ; DENG, J. *Org. Lett.*, 2005, vol. 7, 621 [0032]
- O'DONNELL, M. J. ; BONIECE, J. M. ; EARP, S. E. *Tetrahedron Lett.*, 1978, vol. 30, 2641 [0032]
- O'DONNELL, M. J. ; ECKRICH, T. M. *Tetrahedron Lett.*, 1978, vol. 30, 4625 [0032]
- MARUOKA, K. ; OOI, T. *Chem. Rev.*, 2003, vol. 103, 3013 [0032]
- O'DONNELL, M. *J. Acc. Chem. Res.*, 2004, vol. 37, 506 [0032]
- LYGO, B. ; ANDREWS, B. I. *Acc. Chem. Res.*, 2004, vol. 37, 518 [0032]
- MARUOKA, K. ; HASHIMOTO, T. *Chem. Rev.*, 2007, vol. 107, 5656 [0032]
- O'DONNELL, M. J. ; BENNETT, W. D. ; BRUDER, W. A. ; JACOBSEN, W. N. ; KNUTH, K. ; LECLEF, B. ; PLOT, R. L. ; BORDWELL, F. G. ; MROZACK, S. R. ; CRIPE, T. A. *J. Org. Chem.*, 1988, vol. 110, 8520 [0032]
- BERNARDI, L. ; GOTHELF, A. S. ; HAZELL, R. G. ; JORGENSEN, K. A. *J. Org. Chem.*, 2003, vol. 68, 2583 [0032]
- OOI, T. ; KAMEDA, M. ; FUJII, J. ; MARUOKA, K. *Org. Lett.*, 2004, vol. 6, 2397 [0032]
- OKADA, A. ; SHIBUGUCHI, T. ; OHSHIMA, T. ; MASU, H. ; YAMAGUCHI, K. ; SHIBASAKI, M. *Angew. Chem., Int. Ed.*, 2005, vol. 44, 4564 [0032]
- SHIBUGUCHI, T. ; MIHARA, H. ; KURAMOCHI, A. ; OHSHIMA, T. ; SHIBASAKI, M. *Chem. Asian J.*, 2007, vol. 2, 794 [0032]
- KOBAYASHI, J. ; YAMASHITA, Y. ; KOBAYASHI, S. *Chem. Lett.*, 2005, vol. 34, 268 [0032]
- SALTER, M. M. ; KOBAYASHI, J. ; SHIMIZU, Y. ; KOBAYASHI, S. *Org. Lett.*, 2006, vol. 8, 3533 [0032]
- ISHIKAWA, T. ; ARAKI, Y. ; KUMAMOTO, T. ; SEKI, H. ; FUKUDA, K. ; ISOBE, T. *Chem. Commun.*, 2001, 245 [0032]
- MATTHEWS, W. S. ; BARES, J. E. ; BARTMESS, J. E. ; BORDWELL, F. G. ; CORNFORTH, F. J. ; DRUCKER, G. E. ; MARGOLIN, Z. ; MCCALLUM, R. J. ; VANIER, N. R. *J. Am. Chem. Soc.*, 1975, vol. 97, 7006 [0032]
- CARPINO, A. L. ; HAN, G. Y. *J. Am. Chem. Soc.*, 1970, vol. 92, 5748 [0032]
- CARPINO, A. L. ; HAN, G. Y. *J. Org. Chem.*, 1972, vol. 37, 3404 [0032]
- O'DONNELL, M. J. ; PLOT, R. L. *J. Org. Chem.*, 1982, vol. 47, 2663 [0032]
- O'DONNELL, M. J. ; LAWLEY, L. K. ; PUSHPAVANAM, P. B. ; BURGER, A. ; BORDWELL, F. G. ; ZHANG, X. *Tetrahedron Lett.*, 1994, vol. 35, 6421 [0032]
- GENET, J. P. ; UZIEL, J. ; TOUZIN, A. M. ; JUGE, S. *Synthesis*, 1990, 41 [0032]
- KIM, D. Y. ; SUH, K. H. ; HUH, S. C. ; LEE, K. *Synth. Commun.*, 2000, vol. 31, 3315 [0032]
- JASZAY, Z. M. ; NEMETH, G. ; PHAM, T. S. ; PETNEHAZY, I. ; GRUN, A. ; TOKE, L. *Tetrahedron Asymmetry*, 2005, vol. 16, 3837 [0032]
- BLASZCZYK, R. ; GAJDA, T. *Tetrahedron Lett.*, 2007, vol. 48, 5859 [0032]

- **TAKAMURA, M. ; HAMASHIMA, Y. ; USUDA, H. ; KANAI, M. ; SHIBASAKI, M.** *Angew. Chem., Int. Ed.*, 2000, vol. 39, 1650 [0032]