

Europäisches Patentamt  
European Patent Office  
Office européen des brevets



(11) **EP 1 700 860 A1**

(12) **EUROPEAN PATENT APPLICATION**  
published in accordance with Art. 158(3) EPC

(43) Date of publication:  
**13.09.2006 Bulletin 2006/37**

(51) Int Cl.:  
**C07F 7/08** (2006.01) **C09K 11/06** (2006.01)  
**H05B 33/14** (2006.01) **H05B 33/22** (2006.01)

(21) Application number: **04818199.4**

(86) International application number:  
**PCT/JP2004/016433**

(22) Date of filing: **05.11.2004**

(87) International publication number:  
**WO 2005/044826 (19.05.2005 Gazette 2005/20)**

(84) Designated Contracting States:  
**DE FR GB NL**

(72) Inventors:  
• **YAMAGUCHI, Shigehiro**  
**Nagoya-shi, Aichi 464-0083 (JP)**  
• **XU, Caihong**  
**Nagoya-shi, Aichi 464-0819 (JP)**

(30) Priority: **07.11.2003 JP 2003378923**  
**30.07.2004 JP 2004224771**

(71) Applicant: **Japan Science and Technology Agency**  
**Kawaguchi-shi,**  
**Saitama 332-0012 (JP)**

(74) Representative: **Müller - Hoffmann & Partner**  
**Patentanwälte,**  
**Innere Wiener Strasse 17**  
**81667 München (DE)**

(54) **POLYCYCLIC FUSED RING TYPE PI-CONJUGATED ORGANIC MATERIALS, INTERMEDIATE THEREFOR, PROCESS FOR PRODUCING POLYCYCLIC FUSED RING TYPE PI-CONJUGATED ORGANIC MATERIALS, AND PROCESS FOR PRODUCING INTERMEDIATE FOR POLYCYCLIC FUSED RING TYPE PI-CONJUGATED ORGANIC MATERIALS**

(57) A polycyclic fused ring type  $\pi$ -conjugated organic material (VIIa, VIIb, VIIc, VIId) is obtained in the following manner. That is, as shown in Scheme 1 below, a starting material (I) is dimetalated with an organometallic base. The starting material (I) thus dimetalated is trapped with an organosilicon reagent (i: (1) n-BuLi or t-BuLi; (2) HMe<sub>2</sub>SiCl). As a result, an intermediate is obtained. Thereafter, the intermediate is allowed to react with a metal reductant. This causes an intramolecular reductive cyclization reaction to proceed. As a result, a dianion intermediate is produced. The dianion intermediate is trapped with an electrophile (ii: (1) LiNaph, THF, rt, 5 min; (2) electrophile or NH<sub>4</sub>Cl) In this way, the polycyclic fused ring type  $\pi$ -conjugated organic material is obtained. The polycyclic fused ring type  $\pi$ -conjugated organic material, an intermediate therefor, a method for producing the polycyclic fused ring type  $\pi$ -conjugated organic material, and a method for producing the intermediate make it possible to provide a polycyclic fused ring type  $\pi$ -conjugated organic material having excellent light-emitting and charge-transporting properties.

EP 1 700 860 A1

## Description

## TECHNICAL FIELD

5 **[0001]** The present invention relates to (i) a polycyclic fused ring type  $\pi$ -conjugated organic material which can be applied to an organic electroluminescence (EL) element and which has highly efficient light-emitting and charge-transporting properties, (ii) an intermediate therefor, (iii) a method (process) for producing the polycyclic fused ring type  $\pi$ -conjugated organic material, and (iv) a method (process) for producing the intermediate.

## 10 BACKGROUND ART

**[0002]** Conventionally, a display device using an electroluminescence (EL) element makes it possible to attain lower power consumption and thinner thickness, and therefore has been variously studied. Further, the EL element made of an organic material makes it easy to attain lighter weight and larger size, and therefore has been vigorously studied.

15 **[0003]** Particularly, vigorous studies have been thus far conducted for the purpose of developing (i) an organic material which has a property of emitting light having a color such as blue, which is one of the three primary colors, and (ii) an organic material which has a capability of transporting charges such as holes and electrons (i.e., has a possibility of serving as a semiconductor or a superconductor), regardless of whether such an organic material is a polymer compound or a low-molecular compound.

20 **[0004]** (Non-patent Document 1) M. Serby, S. Ijadi-Maghsoodi, and T. J. Barton, XXXIIIrd Symposium on Organosilicon Chemistry, Abstract No. PA-35, April 6-8, 2000, Saginaw, Michigan, USA.

## DISCLOSURE OF INVENTION

25 (Problems to be solved by the Invention)

**[0005]** However, there are still only a few organic materials having really excellent properties in terms of color purity, light-emitting efficiency, carrier mobility, and carrier injection. In this filed, it is currently one of the tasks of highest priority to develop such a material.

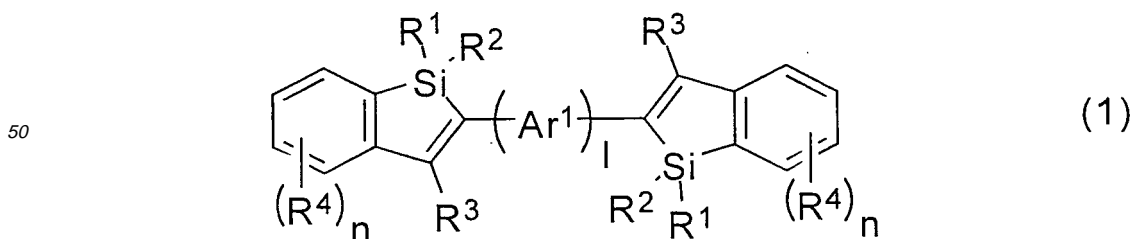
30 **[0006]** The present invention has been made in view of the foregoing problems. It is an object of the present invention to provide (i) a novel polycyclic fused ring type  $\pi$ -conjugated organic material which exhibits excellent properties and which can be applied to a light-emitting material or charge-transporting material used for an organic electroluminescence (EL) element, (ii) an intermediate therefor, (iii) a method for producing the polycyclic fused ring type  $\pi$ -conjugated organic material, and (iv) a method for producing the intermediate.

35 **[0007]** The inventors of the present invention studied diligently in order to attain the foregoing object. As a result, the inventors found novel compounds respectively having structures represented by following formulas (1) through (3) and methods for producing the compounds, and found that the compounds exhibit good light-emitting properties. Based on these finding, the inventors have accomplished the present invention.

40 (Means to solve the problems)

**[0008]** In order to solve the foregoing problems, a polycyclic fused ring type  $\pi$ -conjugated organic material according to the present invention has a structure represented by following formula (1):

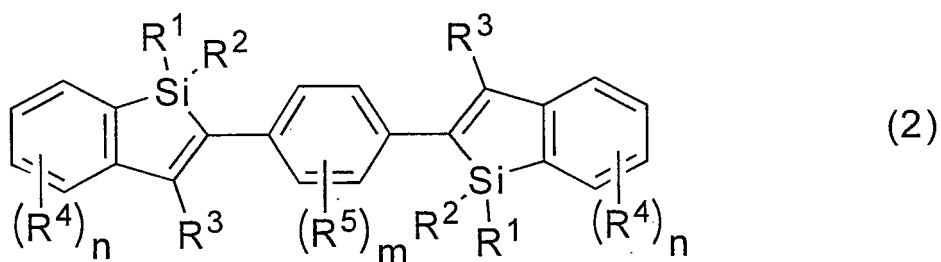
45



55

**[0009]** The polycyclic fused ring type  $\pi$ -conjugated organic material may have a structure represented by following formula (2):

5

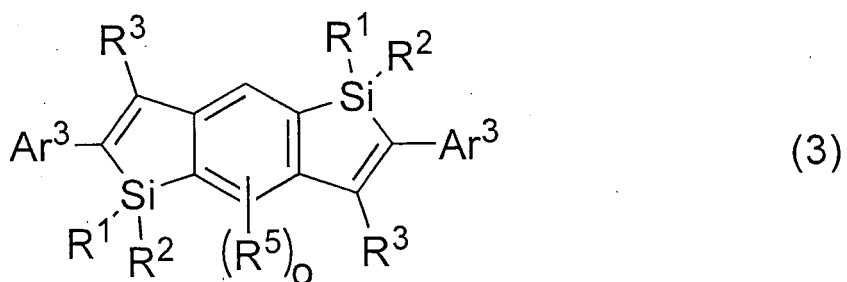


10

**[0010]** In order to solve the foregoing problems, another polycyclic fused ring type  $\pi$ -conjugated organic material according to the present invention has a structure represented by following formula (3):

15

20

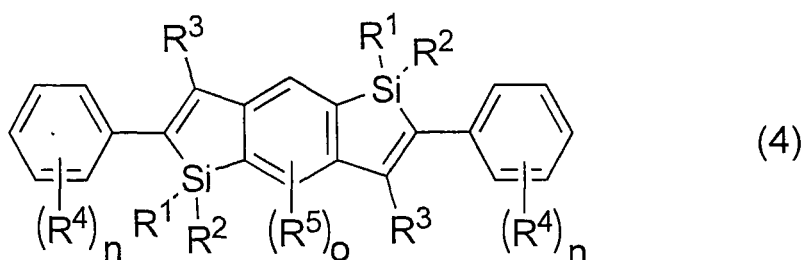


25

**[0011]** The polycyclic fused ring type  $\pi$ -conjugated organic material may have a structure represented by following formula (4):

30

35

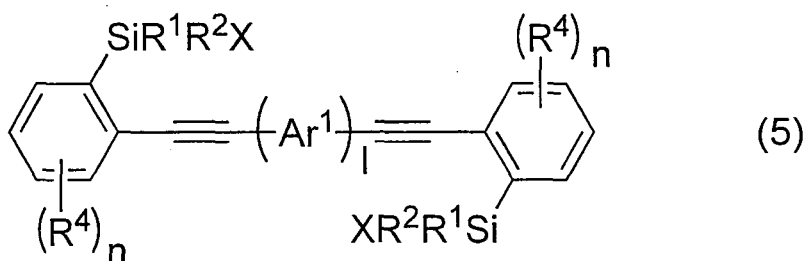


40

**[0012]** In order to solve the foregoing problems, an intermediate according to the present invention for synthesis of a polycyclic fused ring type  $\pi$ -conjugated organic material has a structure represented by following formula (5):

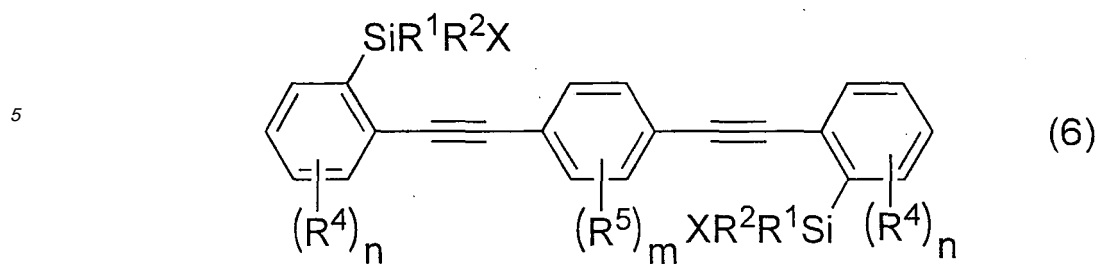
45

50

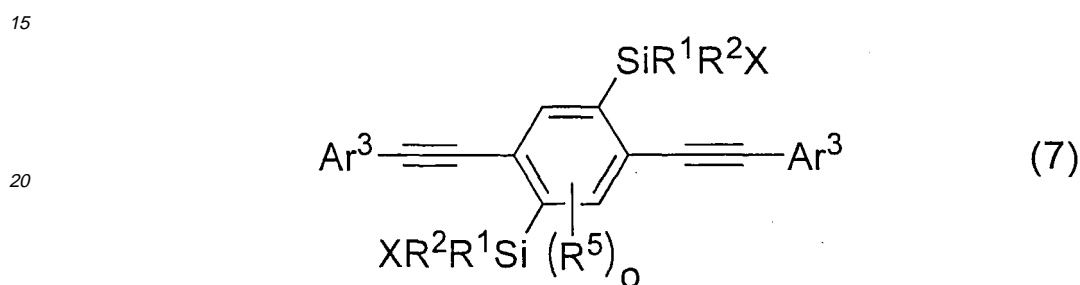


55

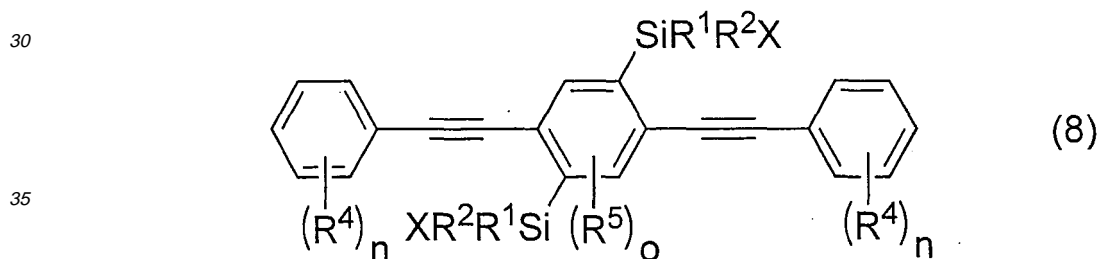
**[0013]** The intermediate may have a structure represented by following formula (6):



**[0014]** In order to solve the foregoing problems, another intermediate according to the present invention for synthesis of a polycyclic fused ring type  $\pi$ -conjugated organic material has a structure represented by following formula (7):



**[0015]** The intermediate may have a structure represented by following formula (8):



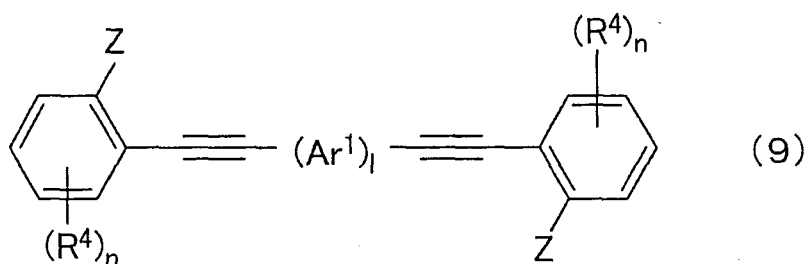
**[0016]** A method according to the present invention for producing a polycyclic fused ring type  $\pi$ -conjugated organic material includes the steps of: producing a dianion intermediate by allowing the intermediate described above in formula (5) to react with a metal reductant; and obtaining the polycyclic fused ring type  $\pi$ -conjugated organic material described above in formula (1) by trapping the dianion intermediate by using an electrophile.

**[0017]** Another method according to the present invention for producing a polycyclic fused ring type  $\pi$ -conjugated organic material includes the steps of: producing a dianion intermediate by allowing the intermediate described above in formula (7) to react with a metal reductant; and obtaining the polycyclic fused ring type  $\pi$ -conjugated organic material described above in formula (3) by trapping the dianion intermediate by using an electrophile.

**[0018]** A method according to the present invention for producing an intermediate for synthesis of a polycyclic fused ring type  $\pi$ -conjugated organic material includes the steps of: dimetalating, by using an organometallic base, a material having a structure represented by following formula (9); and producing the intermediate described above in formula (5) by trapping, by using an organosilicon reagent, the material thus dimetalated.

5

10

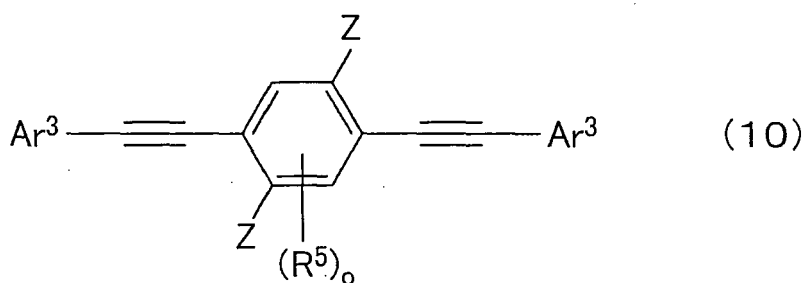


15

**[0019]** Another method according to the present invention for producing an intermediate for synthesis of a polycyclic fused ring type  $\pi$ -conjugated organic material includes the steps of: dimetalating, by using an organometallic base, a material having a structure represented by following formula (10); and producing the intermediate described above in formula (7) by trapping, by using an organosilicon reagent, the material thus dimetalated.

20

25



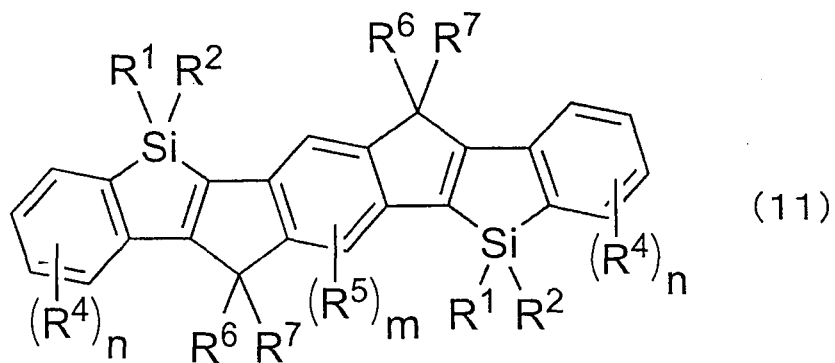
30

**[0020]** In order to solve the foregoing problems, another polycyclic fused ring type  $\pi$ -conjugated organic material has a structure represented by following formula (11):

35

40

45



50

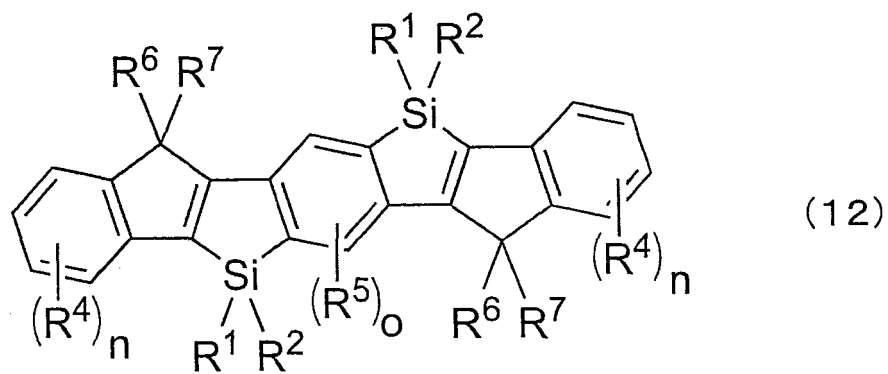
**[0021]** In order to solve the foregoing problems, another polycyclic fused ring type  $\pi$ -conjugated organic material has a structure represented by following formula (12):

55

5

10

15

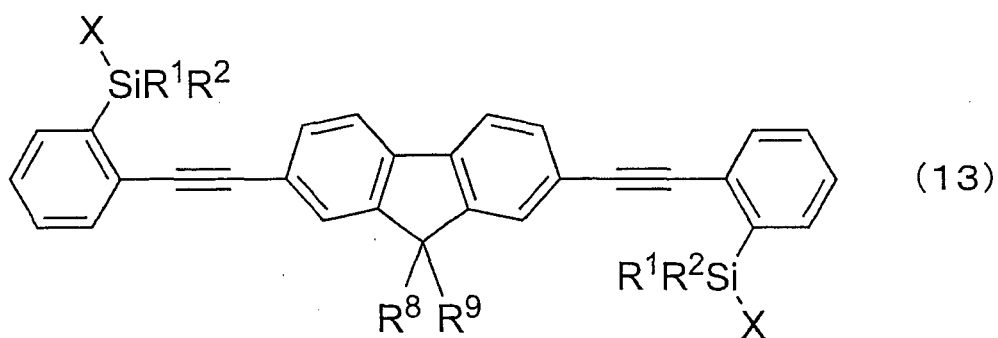


[0022] In order to solve the foregoing problems, another intermediate according to the present invention for synthesis of a polycyclic fused ring type  $\pi$ -conjugated organic material has a structure represented by following formula (13):

20

25

30



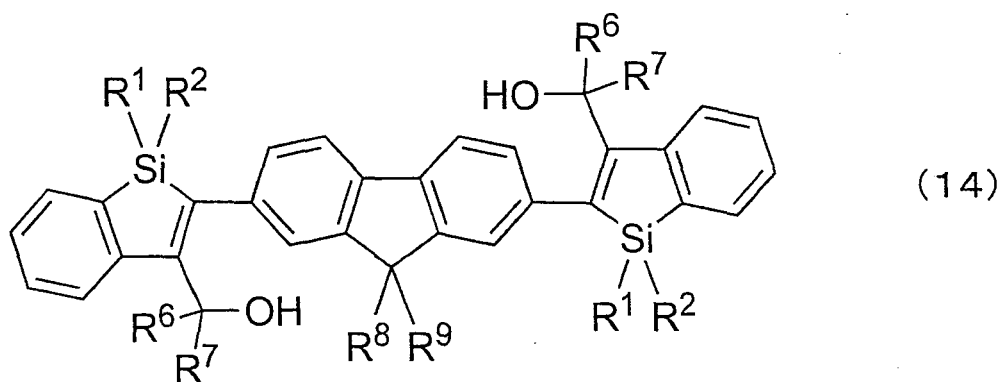
[0023] In order to solve the foregoing problems, another polycyclic fused ring type  $\pi$ -conjugated organic material has a structure represented by following formula (14):

35

40

45

50



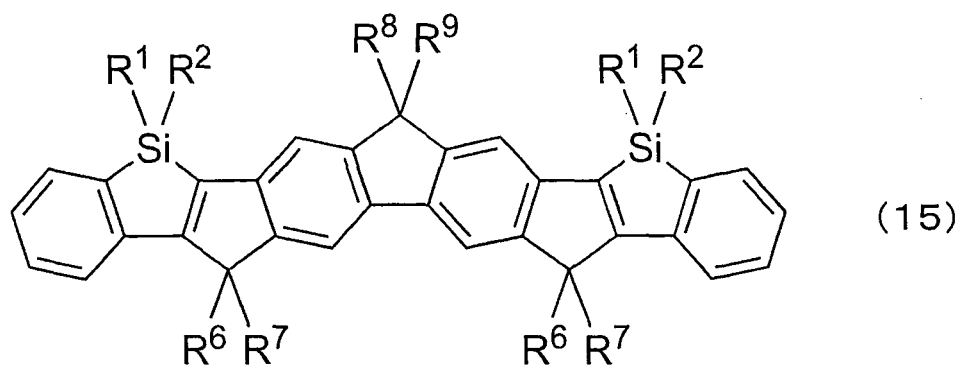
[0024] In order to solve the foregoing problems, another polycyclic fused ring type  $\pi$ -conjugated organic material has a structure represented by following formula (15):

55

5

10

15

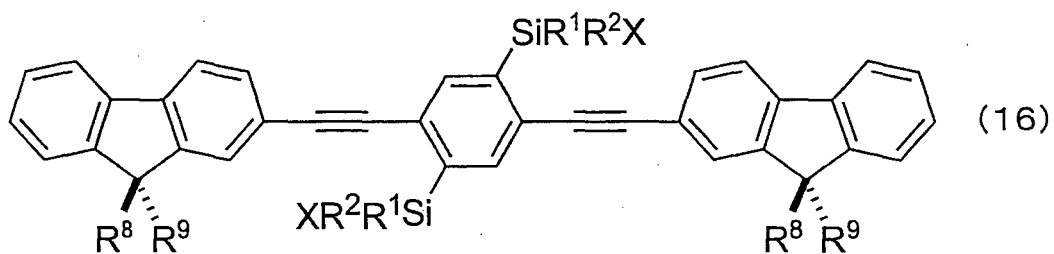


[0025] In order to solve the foregoing problems, another intermediate according to the present invention for synthesis of a polycyclic fused ring type  $\pi$ -conjugated organic material has a structure represented by following formula (16):

20

25

30

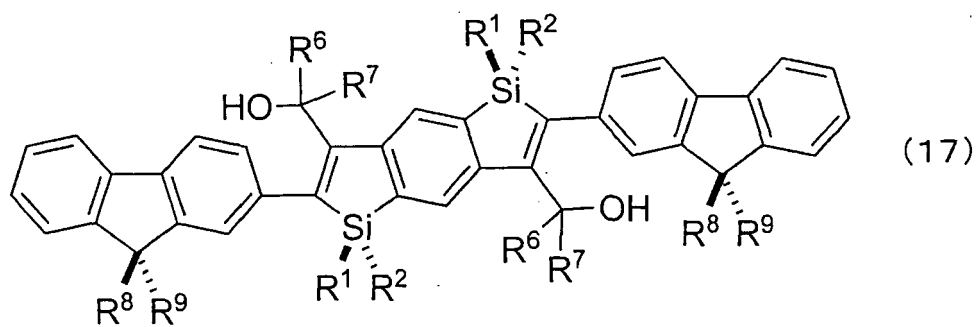


[0026] In order to solve the foregoing problems, another polycyclic fused ring type  $\pi$ -conjugated organic material has a structure represented by following formula (17):

35

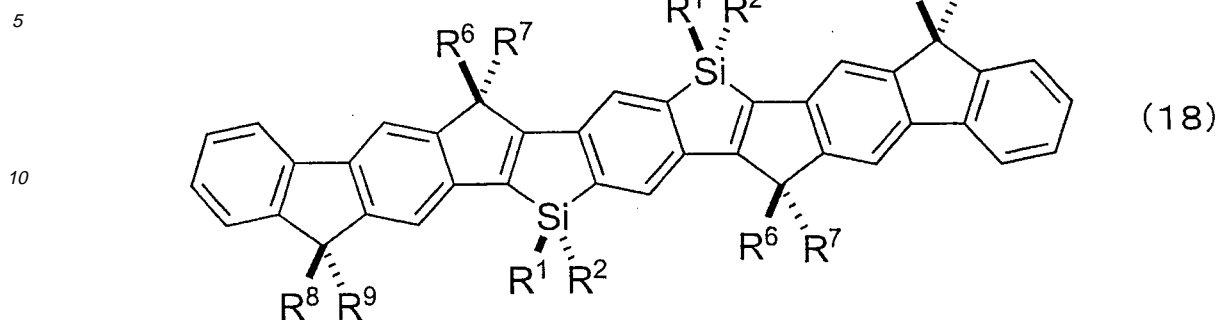
40

45



[0027] In order to solve the foregoing problems, another polycyclic fused ring type  $\pi$ -conjugated organic material has a structure represented by following formula (18):

55



[0028] The meanings of the symbols used in any one of formulas (1) through (18) are as follows.

[0029] Ar<sup>1</sup> is an arylene group, a substituted arylene group, an oligoarylene group, a substituted oligoarylene group, a bivalent heterocyclic group, a bivalent substituted heterocyclic group, a bivalent oligoheterocyclic group, or a bivalent substituted oligoheterocyclic group.

[0030] Ar<sup>3</sup> is an aryl group, a substituted aryl group, a monovalent oligoarylene group, a monovalent substituted oligoarylene group, a monovalent heterocyclic group, a monovalent substituted heterocyclic group, a monovalent oligoheterocyclic group, or a monovalent substituted oligoheterocyclic group.

[0031] R<sup>1</sup> and R<sup>2</sup> are independently a hydrogen atom, an alkyl group, an alkoxy group, an alkylthio group, an aryl group, an aryloxy group, an arylthio group, an arylalkyl group, an arylalkoxy group, an arylalkylthio group, an arylalkenyl group, an arylalkynyl group, an allyl group, an amino group, a substituted amino group, a silyl group, a substituted silyl group, a silyloxy group, a substituted silyloxy group, an arylsulfonyloxy group, an alkylsulfonyloxy group, a monovalent heterocyclic group, or a halogen atom.

[0032] R<sup>3</sup> is a hydrogen group, an alkyl group, an alkylthio group, an aryl group, an arylthio group, an arylalkyl group, an arylalkylthio group, an arylalkenyl group, an arylalkynyl group, an allyl group, a hydroxyalkyl group, a hydroxymethyl group, a substituted hydroxymethyl group, a silyl group, a substituted silyl group, a stannyl group, a substituted stannyl group, magnesium halide, zinc halide, boronic acid, boronic ester, a boryl group, a monovalent heterocyclic group, or a halogen atom.

[0033] R<sup>4</sup> and R<sup>5</sup> are independently a hydrogen atom, an alkyl group, an alkoxy group, an alkylthio group, an aryl group, an aryloxy group, an arylthio group, an arylalkyl group, an arylalkoxy group, an arylalkylthio group, an arylalkenyl group, an arylalkynyl group, an allyl group, an amino group, a substituted amino group, a silyl group, a substituted silyl group, a silyloxy group, a substituted silyloxy group, an arylsulfonyloxy group, an alkylsulfonyloxy group, a boryl group, a substituted boryl group, a monovalent heterocyclic group, or a halogen atom.

[0034] R<sup>6</sup> and R<sup>7</sup> are either (i) independently a hydrogen atom, an alkyl group, an aryl group, a monovalent heterocyclic group, an alkoxy group, an aryloxy group, an arylalkyl group, an arylalkoxy group, an arylalkenyl group, an arylalkynyl group, an allyl group, or (ii) mutually a bivalent biaryl group.

[0035] R<sup>8</sup> and R<sup>9</sup> are either (a) independently a hydrogen atom, an alkyl group, an alkoxy group, an alkylthio group, an aryl group, a substituted aryl group, an arylalkyl group, an arylalkenyl group, an arylalkynyl group, an allyl group, a silyl group, a substituted silyl group, an acyl group, or a monovalent heterocyclic group, or (b) mutually a bivalent biaryl group.

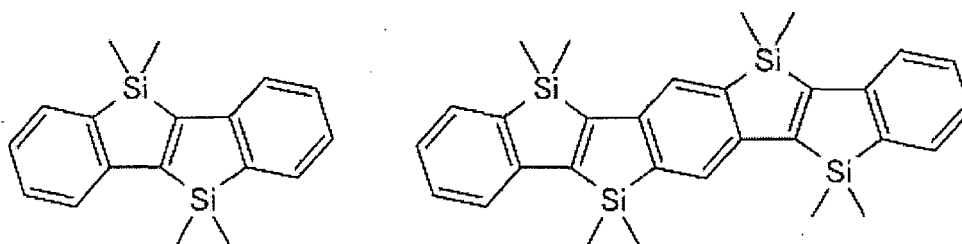
[0036] 1 is an integer of 0 or 1. n and m are independently an integer of 0 to 4. o is an integer of 0 to 2. However, n is an integer of 0 to 5 in formulas (4) and (8).

[0037] X is a hydrogen atom, a halogen atom, an alkoxy group, an alkylthio group, an aryloxy group, an arylthio group, a silyl group, a substituted silyl group, a stannyl group, a substituted stannyl group, a silyloxy group, a substituted silyloxy group, an arylsulfonyloxy group, or an alkylsulfonyloxy group. Z is a bromine atom or an iodine atom.

(Effects of the Invention)

[0038] An example of the designing of a material capable of exhibiting good light-emitting and charge-transporting properties is to build a molecular having a highly planar  $\pi$ -conjugated skeleton. For example, the inventors of the present invention has found a method for synthesizing a compound having, as a basic structure, the following planar silicon cross-linked stilbene skeleton in which trans-stilbene skeletons are cross-linked by substituted silicon groups.





#### Silicon Cross-linked Stillbene and a Derivative Thereof

**[0039]** Furthermore, the inventors have found polycyclic fused ring type  $\pi$ -conjugated organic materials respectively represented by formulas (1) through (3) shown above. Each of the materials contains organic silicon, and is a compound which is given flexibility in structure modification but which retains the characteristics of the skeleton, e.g., good light-emitting properties and the like.

**[0040]** The compound as such can be used as a high-performance electronic material such as a highly efficient light-emitting organic material or charge-transporting material. In addition, the compound is expected to be useful as a novel constitutional unit of a polymer.

**[0041]** An example of the compound containing organic silicon is 5,5,10,10-tetramethyl-5,10-disila-5,10-dihydroindeno [2,1-a]inden, which is known to be obtained by a synthetic method shown in Non-patent Document 1.

**[0042]** However, the synthetic method makes use of a special high-temperature thermal decomposition reaction. Therefore, the synthetic method has the following fatal restrictions (1) through (3) in terms of synthesis: (1) the method is not suitable for mass synthesis; (2) the method is not suitable to synthesis of a derivative having a functional group necessary for synthesis of a polymer; (3) the method cannot be applied to synthesis of a polycyclic fused ring type compound.

**[0043]** Therefore, there has been no effective method for synthesizing the compounds, i.e., the polycyclic fused ring type  $\pi$ -conjugated organic materials containing organic silicon.

**[0044]** In order to overcome the foregoing problems, the inventors made an effort to develop a conceptually novel method for producing organic materials respectively represented by formulas (1) through (4) shown above. As a result, the inventors have come up with a producing method of the present invention. The producing method shown in the present invention makes use of an intramolecular reductive cyclization reaction, and is the first effective general method for producing a polycyclic fused ring type  $\pi$ -conjugated organic material having a silainden skeleton as a basic structure.

#### BRIEF DESCRIPTION OF DRAWINGS

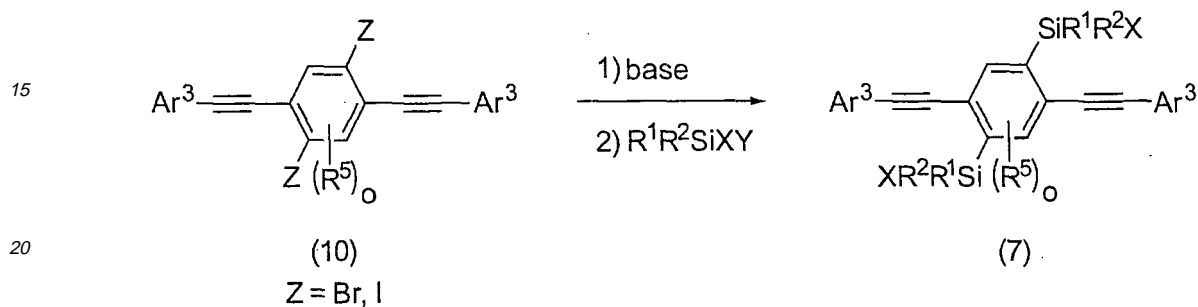
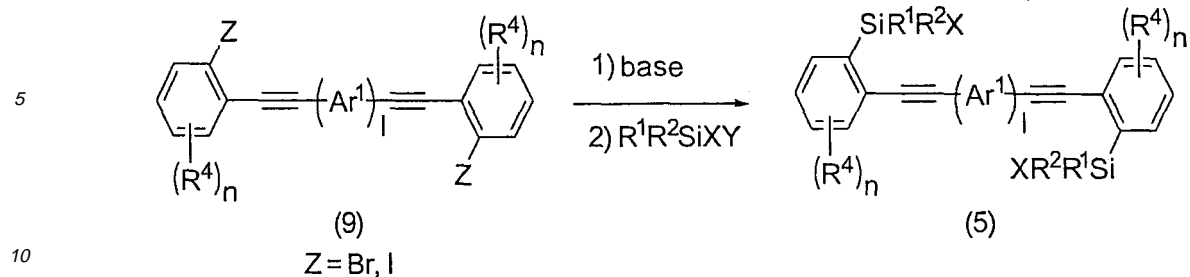
**[0045]** Fig. 1 is a graph showing results of examining: (a) wavelengths at which (i) Targeted Compound Xe, which is a fused ring type  $\pi$ -conjugated organic material according to the present invention, (ii) Targeted Compound Xib, which is another fused ring type  $\pi$ -conjugated organic material according to the present invention, and (iii) Comparative Compound Comp., which is used for comparison with the two targeted compounds, exhibit absorption maximums, respectively; and (b) respective fluorescence properties of the three compounds.

#### BEST MODE FOR CARRYING OUT THE INVENTION

**[0046]** An embodiment of the present invention will be described below.

**[0047]** A polycyclic fused ring type  $\pi$ -conjugated organic material according to the present invention is obtained in the following manner. That is, as shown in the following formulas, a starting material is dimetalated by using an organometallic base. The starting material thus dimetalated is trapped by using an organosilicon reagent. As a result, an intermediate is obtained. Thereafter, the intermediate is allowed to react with a metal reductant. This causes an intramolecular reductive cyclization reaction. As a result, a dianion intermediate is produced. Thereafter, the dianion intermediate is trapped by using an electrophile. In this way, the fused ring type  $\pi$ -conjugated organic material according to the present invention is obtained.

**[0048]** First, the following explains methods for synthesizing intermediates represented by following formula (5) and (7), respectively.



25 **[0049]** Each of the materials respectively represented by formulas (9) or (10) is dimetalated by a halogen-metal exchange reaction using an organometallic base. Thereafter, the material thus dimetalated is trapped by using an organosilicon reagent represented by general formula  $R^1R^2SiXY$ . As a result, the intermediate represented by formulas (5) or (7) can be synthesized.

**[0050]** Examples of the organometallic base used herein include:

- 30 (i) an organolithium reagent such as n-BuLi, s-BuLi, or t-BuLi;  
 (ii) an organomagnesium reagent such as an alkyl Grignard reagent or alkylmagnesium amide; and (iii) an alkyl zinc reagent. Metalation in THF using t-BuLi gives the highest yield.

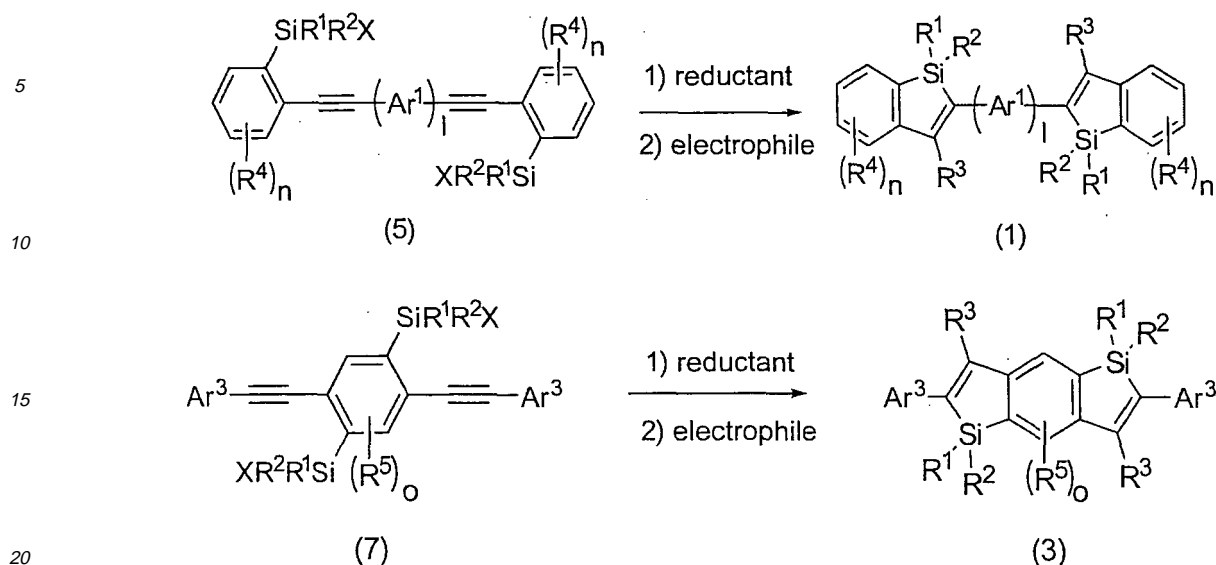
35 **[0051]** Further, in the organosilicon reagent  $R^1R^2SiXY$ , X and Y are independently a hydrogen atom, a halogen atom, an alkoxy group, an alkylthio group, an aryloxy group, an arylthio group, a silyl group, a substituted silyl group, a silyloxy group, a substituted silyloxy group, an arylsulfonyloxy group, an alkylsulfonyloxy group, a stannyl group, or a substituted stannyl group.

40 **[0052]** In formulas (5) and (7), it is particularly advantageous that X is a hydrogen atom or an alkoxy group. In the synthesis of a compound having a hydrogen atom as X, it is possible to use  $R^1R^2SiH_2$ , or  $R^1R^2SiHCl$ , as the organosilicon reagent  $R^1R^2SiXY$ .

45 **[0053]** In the synthesis of a compound having an alkoxy group as X, it is possible to use  $R^1R^2Si(OR)_2$  or  $R^1R^2SiCl(NR_2)$  as the organosilicon reagent  $R^1R^2SiXY$ . In a case where  $R^1R^2SiCl(NR_2)$  is used, a targeted product can be obtained by allowing the dimetalated starting material to react with  $R^1R^2SiCl(NR_2)$  and subsequently, without isolating the product of the reaction, performing alcoholysis of the product of the reaction in the presence of an acid catalyst such as ammonium chloride.

50

55



**[0054]** The following explains the intramolecular reductive cyclization reaction in accordance with the above reaction formulas. The compound represented by formula (5) or (7) is allowed to react with a metal reductant. This causes an intramolecular reductive cyclization reaction to proceed. As a result, a dianion intermediate is produced. The dianion intermediate is trapped with an electrophile. As a result, the cyclized product represented by formula (1) or (3) is obtained as a polycyclic fused ring type  $\pi$ -conjugated organic material according to the present invention.

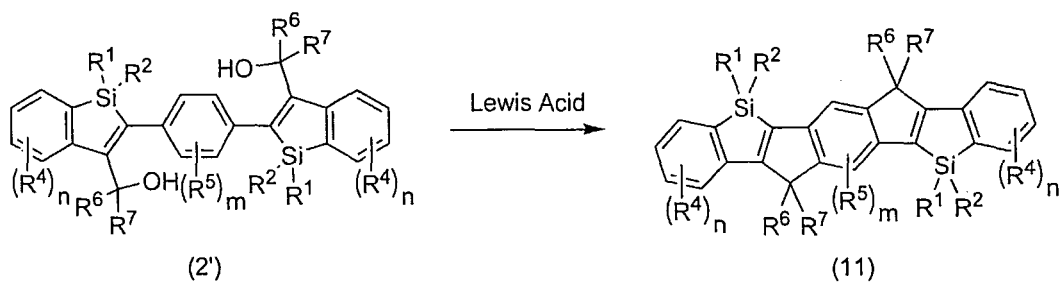
**[0055]** Examples of the metal reductant used herein include lithium, lithium-naphthalenide, lithium-biphenylide, lithium (4,4'-di-tert-butylbiphenylide), lithium[8-(N,N-dimethylamino)naphthalenide], lithium/liquefied ammonium, sodium, sodium-naphthalenide, sodium-biphenylide, sodium(4,4-di-tert-butylbiphenylide), sodium[8-(N,N-dimethylamino)naphthalenide], sodium/liquefied ammonium, potassium, potassium graphite, and the like.

**[0056]** Examples of the solvent used for the reaction include (i) THF and (ii) an ether solvent such as diethylether, dimethylether, or 1,2-dimethoxyethane. The reaction temperature may be within a range of from  $-78^\circ\text{C}$  to  $50^\circ\text{C}$ , preferably within a range of from  $-20^\circ\text{C}$  to  $30^\circ\text{C}$ .

**[0057]** The reaction has following characteristics (1) and (2): (1) a dianion intermediate is produced; and (2) various substituents  $\text{R}^3$  can be introduced by using various electrophiles. Typical examples of the electrophile include: (i) a normal carbon electrophile such as alkyl halide or a carbonyl compound; (ii) an electrophilic halogenating agent such as  $\text{ICH}_2\text{CH}_2\text{I}$ ,  $\text{I}_2$ ,  $\text{Br}_2$ ,  $\text{ICl}$ ,  $\text{NIS}$ ,  $\text{NBS}$ ,  $\text{BrCH}_2\text{CH}_2\text{Br}$ ,  $\text{BrCl}_2\text{CCl}_2\text{Br}$ , or  $\text{BrF}_2\text{CCF}_2\text{Br}$ ; and (iii) an electrophilic metalating agent such as  $\text{Me}_3\text{SnCl}$ ,  $\text{Bu}_3\text{SnCl}$ ,  $\text{Ph}_3\text{SnCl}$ ,  $\text{R}_3\text{SiCl}$ ,  $\text{R}_2\text{Si}(\text{OR})\text{Cl}$ ,  $\text{RSi}(\text{OR})_2\text{Cl}$ ,  $\text{Si}(\text{OR})_3\text{Cl}$ ,  $\text{R}_2\text{SiF}_2$ ,  $\text{RSiF}_3$ ,  $\text{B}(\text{OR})_3$ ,  $(i\text{PrO})\text{B}(-\text{OCMe}_2\text{CMe}_2\text{O}-)$ ,  $\text{ClB}(\text{NR}_2)_2$ ,  $\text{MgCl}_2$ ,  $\text{MgBr}_2$ ,  $\text{MgI}_2$ ,  $\text{ZnCl}_2$ ,  $\text{ZnBr}_2$ ,  $\text{ZnI}_2$ , or  $\text{ZnCl}_2(\text{tmen})$  (provided that R is an alkyl group or an aryl group). Further, the use of a fluorine compound such as aryl fluoride allows the direct introduction of an aryl group, a heterocyclic group, or a fluorine-substituted alkyl group.

**[0058]** As shown in the following reaction formulas, formulas (2'), (4'), (14), and (17) can be converted to formulas (11), (12), (15), and (18), respectively, by using a normal Lewis acid such as  $\text{BF}_3\cdot\text{OEt}_2$ ,  $\text{BAR}_3$ ,  $\text{AlCl}_3$ ,  $\text{AlBr}_3$ ,  $\text{EtAlCl}_2$ , or  $\text{Et}_2\text{AlCl}$ .

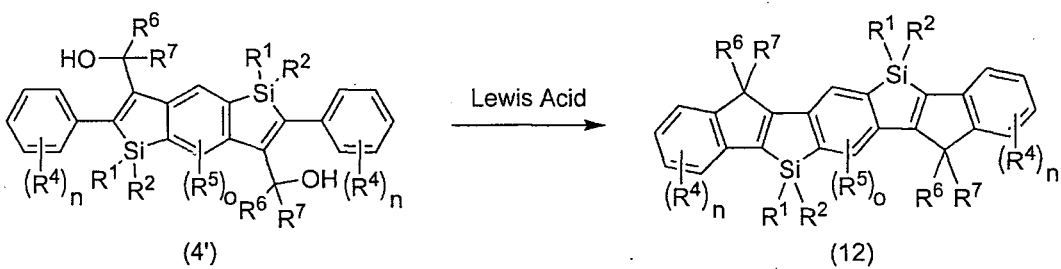
5



10

15

20



25

30

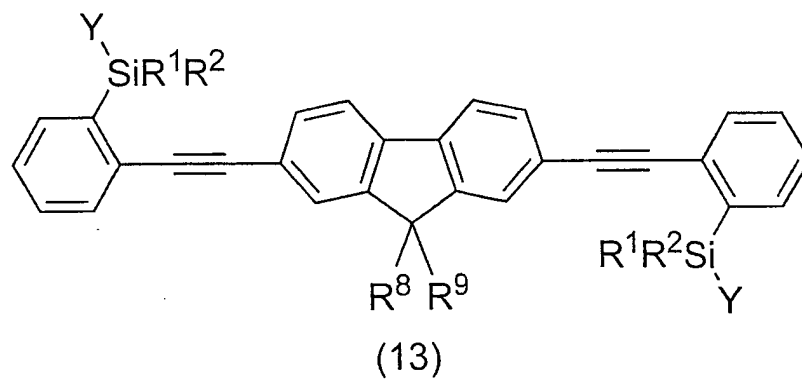
35

40

45

50

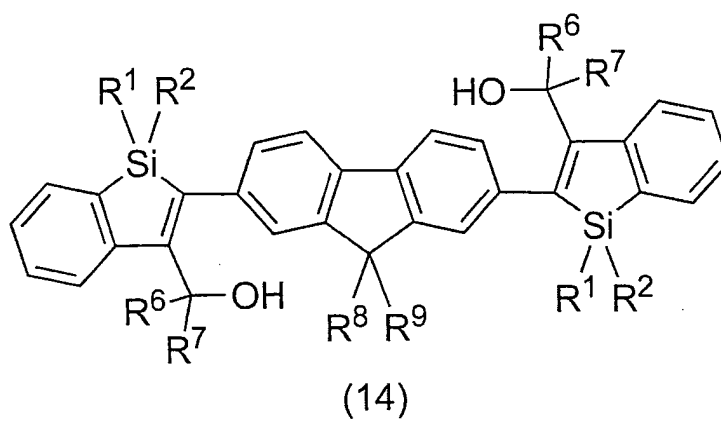
55



15

20

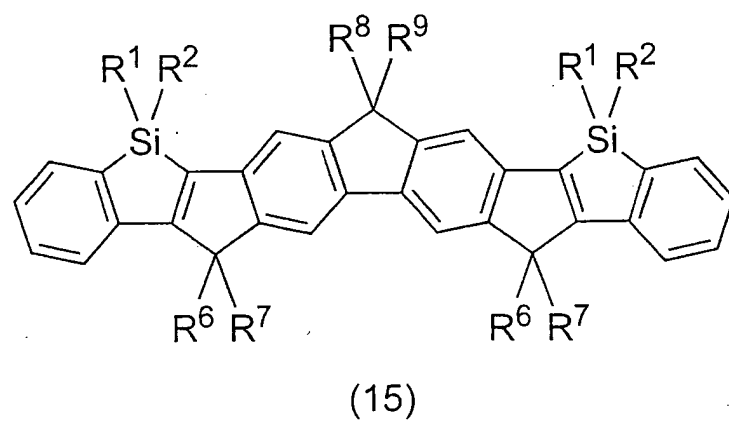
1) reductant  
2)  $R^6R^7C=O$



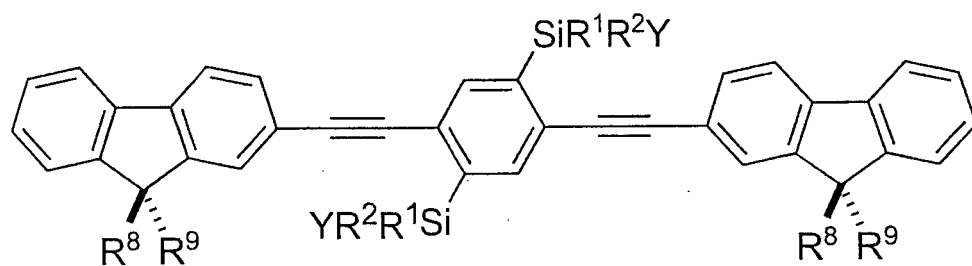
35

40

Lewis acid



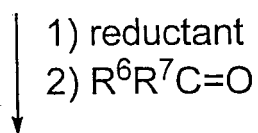
5



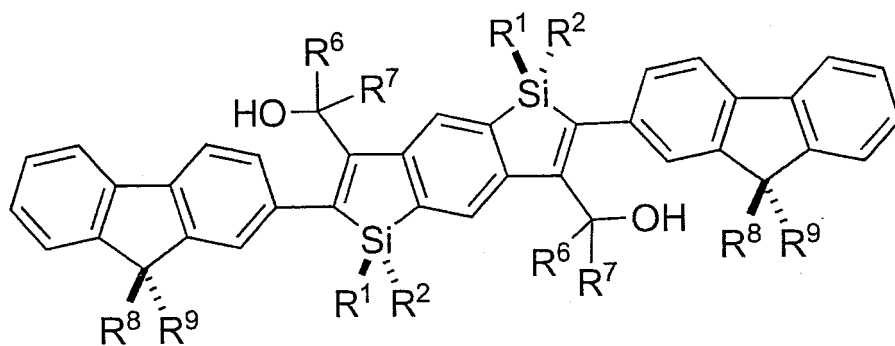
10

(16)

15



20



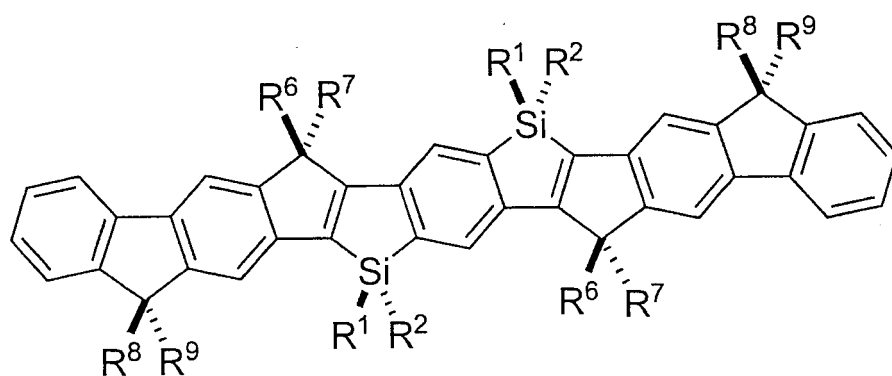
25

30

(17)

35

40



45

50

(18)

55

(Examples)

**[0059]** In the following, Examples will be described, by which the present invention will be described more specifically.

It should be noted that the present invention is not limited to these

Examples.

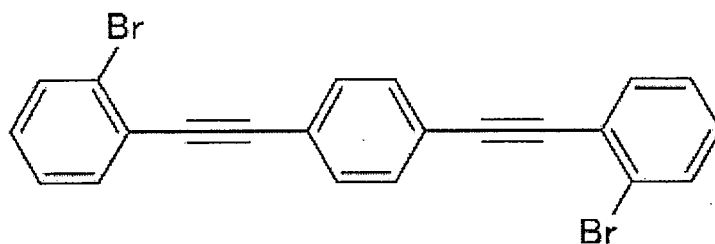
5 (Example 1)

[0060]

10

**Scheme 1**

15



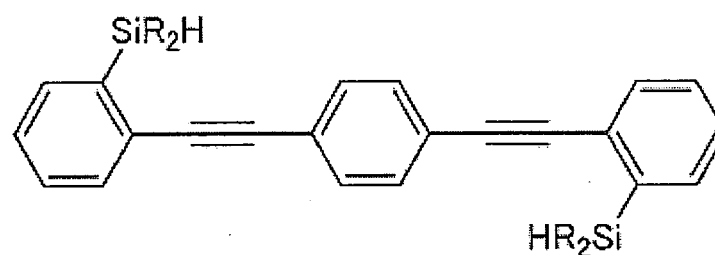
20

I

25




30



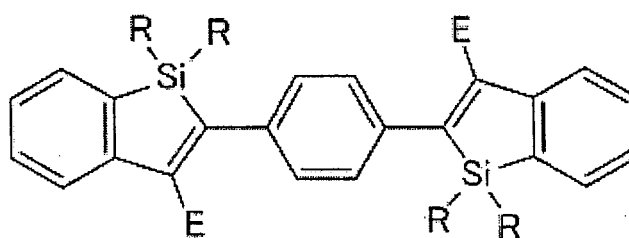
35

II

40



45



50

VIIa(E=H,R=Me)

VIIb(E=Me,R=Me)

VIIc(E=SiMe<sub>2</sub>H,R=Me)

VII d(E=BPin,R=Me)

55

## EP 1 700 860 A1

**[0061]** In the following, a method for synthesizing Intermediate (II) (i.e., 1,4-Bis[(2-dimethylsilyl)phenyl]ethynyl]benzene) will be described with reference to Scheme 1 shown above. First, to a solution in which 1,4-Bis[(2-bromophenyl)ethynyl]benzene (I) (7.01 g, 16.07 mmol) was mixed with THF (150 mL), a pentane solution of tert-butyllithium (1.44 M, 46.0 mL, 66.24 mmol) was added dropwise at -78°C. The reaction mixture was stirred for 1 hour at the same temperature. Thereafter, to the reaction mixture, chlorodimethylsilane (7.4 mL, 66.63 mmol) was added using a syringe. Then, the reaction mixture was stirred for 22 hours while the temperature was allowed to slowly rise to room temperature.

**[0062]** Thereafter, the solvent was distilled off under reduced pressure. To the resulting product, ether was added. The insoluble was filtered out. The filtrate was concentrated, and was then separated and purified by silica gel column chromatography (developing solvent: hexane/ethyl acetate, 100/1, R<sub>f</sub> = 0.38). As a result, targeted Intermediate (II) was obtained (6.06 g, 15.35 mmol) in a 96% yield.

**[0063]** The properties of Intermediate (II) are as follows. <sup>1</sup>H NMR (CDCl<sub>3</sub>): δ 0.48 (d, J = 3.9 Hz, 12H), 4.65 (m, J = 2.7 Hz, 2H), 7.37 (m, 4H), 7.54 (s, 4H), 7.58 (m, 4H). <sup>13</sup>C NMR (CDCl<sub>3</sub>): δ -3.87, 91.88, 92.12, 123.24, 127.76, 128.48, 129.23, 131.32, 131.93, 137.74, 140.19.

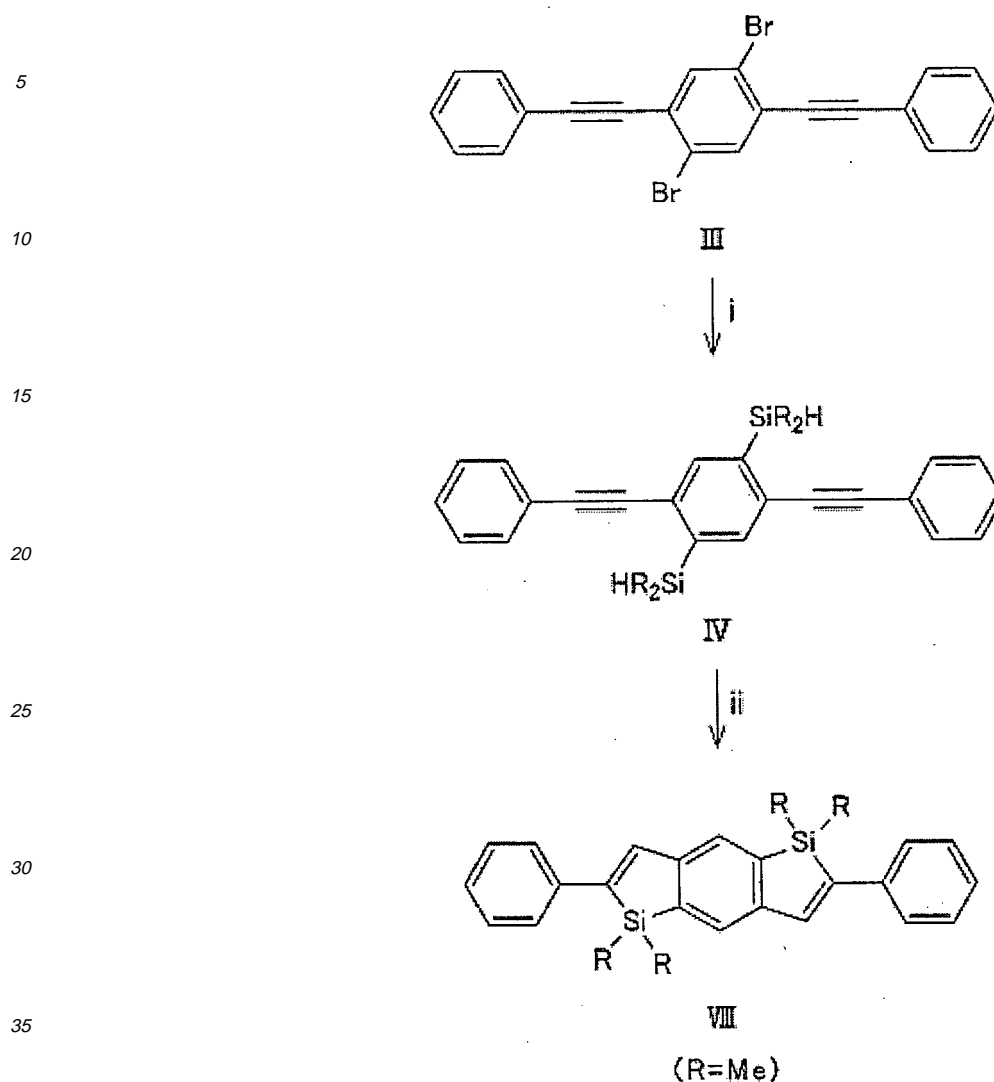
**[0064]** Note the symbols i and ii respectively put beside the downward arrows which indicates the reactions and which are shown in Scheme 1. The symbols i and ii indicate abbreviations for solvents and reaction conditions. Specifically, the symbol i indicates (1) n-BuLi or t-BuLi and (2) NMe<sub>2</sub>SiCl, and the symbol ii indicates (1) LiNaph, THF, 5 minutes at room temperature (rt) and (2) electrophile or NH<sub>4</sub>Cl. These abbreviations apply to Schemes 2 and 3 shown below.

(Example 2)

**[0065]**



## Scheme 2



40 **[0066]** In the following, a method for synthesizing Intermediate (IV) (i.e., 1,4-Bis(phenylethynyl)-2,5-bis(dimethylsilyl)benzene) will be described with reference to Scheme 2 shown above. First, to a solution in which 2,5-Bis(phenylethynyl)-1,4-dibromobenzene (III) (1.00 g, 2.29 mmol) was mixed with THF (20 mL), a pentane solution of tert-butyllithium (1.45 M, 6.4 mL, 9.28 mmol) was added dropwise at  $-78^{\circ}\text{C}$ . The reaction mixture was stirred for 1 hour at the same temperature. Thereafter, to the reaction mixture, chlorodimethylsilane (7.4 mL, 66.63 mmol) was added using a syringe. Then, the reaction mixture was stirred for 8 hours while the temperature was allowed to slowly rise to room temperature.

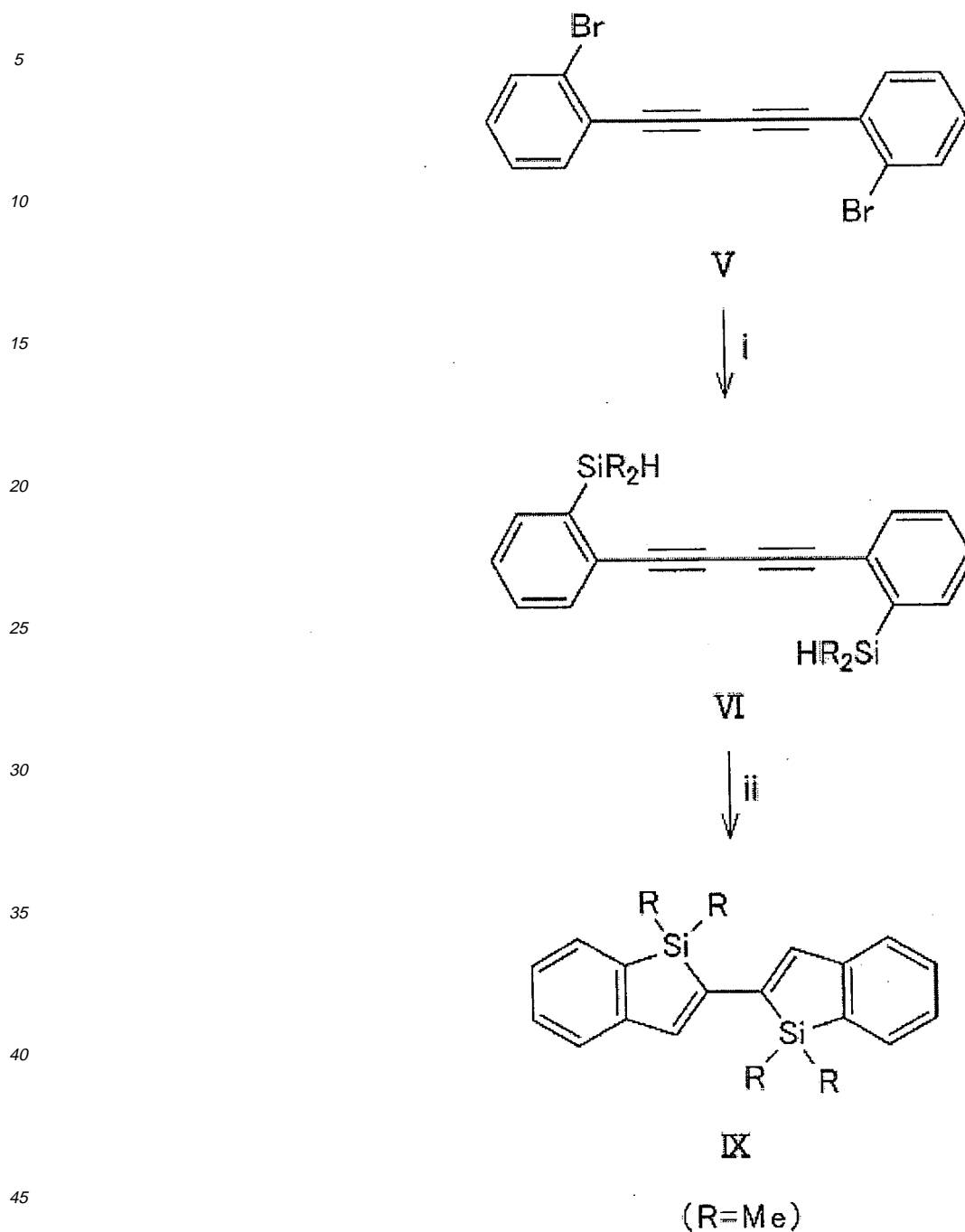
45 **[0067]** Thereafter, the solvent was distilled off under reduced pressure. To the resulting product, ether was added. The insoluble was filtered out. The filtrate was concentrated, and was then separated and purified by silica gel column chromatography (developing solvent: hexane/ethyl acetate, 100/1,  $R_f = 0.50$ ). As a result, targeted Intermediate (IV) was obtained (0.75 g, 1.90 mmol) in an 83% yield.

50 **[0068]** The properties of Intermediate (IV) are as follows.  $^1\text{H NMR}$  ( $\text{CDCl}_3$ ):  $\delta$  0.48 (d,  $J = 3.6$  Hz, 12H), 4.63 (m,  $J = 3.6$  Hz, 2H), 7.37 (m, 6H), 7.55 (m, 4H), 7.73 (s, 2H).

(Example 3)

55 **[0069]**

## Scheme 3



50 **[0070]** In the following, a method for synthesizing Intermediate (VI) (i.e., 1,4-Bis(2-dimethylsilylphenyl)-1,3-butadiyne) will be described with reference to Scheme 3 shown above. First, to a solution in which 1,4-Bis(2-bromophenyl)-1,3-butadiyne (7.00 g, 19.44 mmol) was mixed with ether (195 mL), a hexane solution of *n*-butyllithium (1.6 M, 26.0 mL, 41.6 mmol) was added dropwise at  $-78^{\circ}\text{C}$ . The reaction mixture was stirred for 1.5 hour at the same temperature. Thereafter, to the reaction mixture, chlorodimethylsilane (5.5 mL, 49.57 mmol) was added using a syringe. Then, the reaction mixture was stirred for 6 hours while the temperature was allowed to slowly rise to room temperature. Thereafter, the solvent was distilled off under reduced pressure. The mixture so obtained was separated and purified by silica gel column chromatography (developing solvent: hexane,  $R_f = 0.53$ ). As a result, targeted Intermediate (VI) was obtained (5.50 g, 17.26 mmol, 89% yield) in the form of a light yellow liquid.

55 **[0071]** The properties of Intermediate (VI) are as follows.  $^1\text{H NMR}$  ( $\text{CDCl}_3$ ):  $\delta$  0.45 (d,  $J = 3.9$  Hz, 12H), 4.56 (m,  $J =$

3.6 Hz, 2H), 7.35 (m, 4H), 7.56 (m, 4H).

(Example 4)

5 **[0072]** In the following, a method for synthesizing 1,4-Bis(1,1-dimethyl-1H-1-silainden-2-yl)benzene (VIIa) will be described with reference to Scheme 1 shown above. First, a mixture of lithium (28 mg, 4.03 mmol) and naphthalene (519 mg, 4.05 mmol) was stirred in THF (4.5 mL) at room temperature for 4 hours. As a result, a lithium-naphthalenide solution was prepared. To the solution, a solution in which Intermediate (II) (396 mg, 1.00 mmol) was mixed with THF (2 mL) was added at room temperature. Immediately after the reaction mixture had been stirred for 5 minutes, a saturated ammonium chloride solution was added to the reaction mixture. Then, the reaction mixture was extracted with ether.

10 **[0073]** The organic solvent layer so obtained was washed with saturated saline, and then was dried using anhydrous  $\text{MgSO}_4$ . Then, the anhydrous  $\text{MgSO}_4$  was filtered out. Thereafter, the solvent was distilled off under reduced pressure. The mixture so obtained was separated and purified by silica gel column chromatography (developing solvent:  $\text{CHCl}_3$ ). As a result, Targeted Compound (VIIa) (205 mg, 0.52 mmol), which is a polycyclic fused ring type  $\pi$ -conjugated organic material of the present invention, was obtained in a 52% yield.

15 **[0074]** The properties of Targeted Compound (VIIa) are as follows.  $^1\text{H NMR}$  ( $\text{CDCl}_3$ ):  $\delta$  0.50 (s, 12H), 7.22 (m, 2H), 7.33 (m, 4H), 7.52 (s, 4H), 7.56 (m, 4H).  $^{13}\text{C NMR}$  ( $\text{CDCl}_3$ ):  $\delta$  -3.06, 124.34, 126.64, 126.95, 130.08, 131.73, 137.94, 138.34, 140.82, 144.91, 148.99.

20 (Example 5)

**[0075]** In the following, a method for synthesizing 1,4-Bis(1,1,3-trimethyl-1H-1-silainden-2-yl)benzene (VIIb) will be described with reference to Scheme 1 shown above. A mixture of lithium (9 mg, 1.30 mmol) and naphthalene (166 mg, 1.30 mmol) was stirred in THF (2 mL) at room temperature for 4 hours. As a result, a lithium-naphthalenide solution was prepared. To the solution, a solution in which Intermediate (II) (105 mg, 0.26 mmol) was mixed with THF (1 mL) was added at room temperature. Immediately after the reaction mixture had been stirred for 5 minutes, the reaction mixture was cooled down to  $-78^\circ\text{C}$  and then mixed with dimethyl sulfate. Then, the reaction mixture was stirred for 4 hours while the temperature was allowed to rise to room temperature.

25 **[0076]** A saturated ammonium chloride solution was added to the reaction mixture. Thereafter, the reaction mixture was extracted with chloroform. The organic solvent layer so obtained was washed with saturated saline, and then was dried using anhydrous  $\text{MgSO}_4$ . Then, the anhydrous  $\text{MgSO}_4$  was filtered out. Thereafter, the solvent was distilled off under reduced pressure. To the mixture so obtained, hexane was added. Then, the insoluble was collected by filtration. As a result, Targeted Compound (VIIb) (93 mg, 0.22 mmol), which is a polycyclic fused ring type  $\pi$ -conjugated organic material of the present invention, was obtained in an 83% yield.

30 **[0077]** The properties of Targeted Compound (VIIb) are as follows.  $^1\text{H NMR}$  ( $\text{CDCl}_3$ ):  $\delta$  0.38 (s, 12H), 2.21 (s, 6H), 7.18 (s, 4H), 7.26 (m, 2H), 7.42 (m, 4H), 7.57 (d,  $J = 7.2$  Hz, 2H).

(Example 6)

35 **[0078]** In the following, a method for synthesizing 1,4-Bis(1,1-dimethyl-3-dimethylsilyl-1H-1-silainden-2-yl)benzene (VIIc) will be described with reference to Scheme 1 shown above.

**[0079]** Targeted Compound (VIIc) was synthesized in the same manner as Targeted Compound (VIIb), except that dimethylchlorosilane was used instead of dimethyl sulfate as an electrophile. As a result, Targeted Compound (VIIc), which is a polycyclic fused ring type  $\pi$ -conjugated organic material of the present invention, was obtained in an 87% yield.

40 **[0080]** The properties of Targeted Compound (VIIc) are as follows.  $^1\text{H NMR}$  ( $\text{CDCl}_3$ ):  $\delta$  0.21 (d,  $J = 3.6$  Hz, 12H), 0.35 (s, 12H), 4.38 (m,  $J = 4.0$  Hz, 2H), 7.06 (s, 4H), 7.23 (t,  $J = 7.2$  Hz, 2H), 7.39 (t,  $J = 7.6$  Hz, 2H), 7.60 (t, 4H).  $^{13}\text{C NMR}$  ( $\text{CDCl}_3$ ):  $\delta$  -4.23, -2.63, 124.98, 126.01, 126.73, 129.90, 131.82, 138.28, 140.62, 152.61, 153.80, 163.93.

(Example 7)

45 **[0081]** In the following, a method for synthesizing 1,4-Bis[1,1-dimethyl-3-(4,4,5,5-tetramethyl-1,3,2-dioxaborolany 1)-1H-1-silainden-2-yl]benzene (VIIId) will be described with reference to Scheme 1 shown above.

**[0082]** Targeted Compound (VIIId) was synthesized in the same manner as Targeted Compound (VIIb), except that 1-isopropoxy-4,4,5,5-tetramethyl-1,3,2-dioxaborolane was used instead of dimethyl sulfate as an electrophile. As a result, Targeted Compound (VIIId), which is a polycyclic fused ring type  $\pi$ -conjugated organic material of the present invention, was obtained in a 43% yield.

50 **[0083]** The properties of Targeted Compound (VIIId) are as follows.  $^1\text{H NMR}$  ( $\text{CDCl}_3$ ):  $\delta$  0.36 (s, 12H), 1.30 (s, 24H), 7.18 (t,  $J = 7.2$  Hz, 2H), 7.26 (s, 4H), 7.34 (t,  $J = 7.2$  Hz, 2H), 7.47 (d,  $J = 7.2$  Hz, 2H), 7.52 (d,  $J = 6.8$  Hz, 2H).  $^{13}\text{C NMR}$

## EP 1 700 860 A1

(CDCl<sub>3</sub>): δ -3.86, 24.95, 83.93, 124.72, 126.16, 127.10, 130.00, 131.67, 138.20, 140.09, 151.58, 158.89. <sup>29</sup>Si NMR (CDCl<sub>3</sub>): δ 5.20

(Example 8)

**[0084]** In the following, a method for synthesizing 1,1,5,5-Tetramethyl-2,6-diphenyl-1,5-dihydro-1,5-disila-s-indac ene (VIII) will be described with reference to Scheme 2 shown above.

**[0085]** A mixture of lithium (15.2 mg, 2.19 mmol) and naphthalene (280.2 mg, 2.19 mmol) was stirred in THF (2 mL) at room temperature for 4 hours. As a result, a lithium-naphthalenide solution was prepared. To the solution, a solution in which Compound (IV) (200.0 mg, 0.51 mmol) was mixed with THF (1.5 mL) was added at room temperature.

**[0086]** Immediately after the reaction mixture had been stirred for 5 minutes, a saturated ammonium chloride solution was added to the reaction mixture. Then, the reaction mixture was extracted with ether. The organic solvent layer so obtained was washed with saturated saline, and then was dried using anhydrous MgSO<sub>4</sub>. Then, the anhydrous MgSO<sub>4</sub> was filtered out. Thereafter, the solvent was distilled off under reduced pressure. The mixture so obtained was separated and purified by silica gel column chromatography (developing solvent: hexane/ethyl acetate, 100/1, R<sub>f</sub> = 0.20). As a result, Targeted Compound (VIII) (177.7 mg, 0.45 mmol), which is a polycyclic fused ring type π-conjugated organic material of the present invention, was obtained in a 90% yield.

**[0087]** The properties of Targeted Compound (VIII) are as follows. <sup>1</sup>H NMR (CDCl<sub>3</sub>): δ 0.51 (s, 12H), 7.26 (m, 2H), 7.38 (t, J = 7.6 Hz, 4H), 7.52 (m, 6H), 7.60 (s, 2H).

(Example 9)

**[0088]** In the following, a method for synthesizing 1,1,1',1'-Tetramethyl-bi(1H-1-silainden-2-yl) (IX) will be described with reference to Scheme 3 shown above.

**[0089]** A mixture of lithium (12 mg, 1.73 mmol) and naphthalene (222 mg, 1.73 mmol) was stirred in THF (2.5 mL) at room temperature for 4 hours. As a result, a lithium-naphthalenide solution was prepared. To the solution, a solution in which Intermediate (VI) (130 mg, 0.41 mmol) was mixed with THF (1 mL) was added at room temperature. Immediately after the reaction mixture had been stirred for 5 minutes, the reaction mixture was mixed with a saturated ammonium chloride solution.

**[0090]** Then, the reaction mixture was extracted with ether. The organic solvent layer so obtained was washed with saturated saline, and then was dried using anhydrous MgSO<sub>4</sub>. Then, the anhydrous MgSO<sub>4</sub> was filtered out. Thereafter, the solvent was distilled off under reduced pressure. The mixture so obtained was separated and purified by silica gel column chromatography (developing solvent: hexane, R<sub>f</sub> = 0.24). As a result, Targeted Compound (IX) (45 mg, 0.14 mmol), which is a polycyclic fused ring type π-conjugated organic material of the present invention, was obtained in a 34% yield.

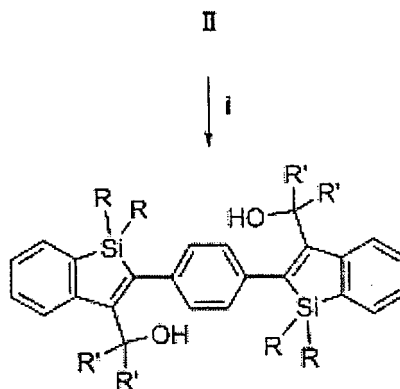
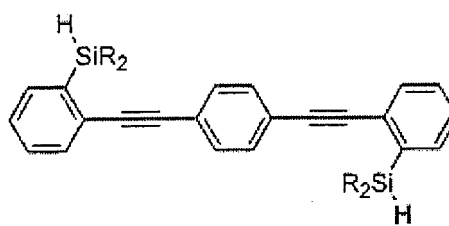
**[0091]** The properties of Targeted Compound (IX) are as follows. <sup>1</sup>H NMR (CDCl<sub>3</sub>): δ 0.47 (s, 12H), 7.12 (s, 2H), 7.25 (m, 6H), 7.52 (d, J = 6.9 Hz, 2H).

**[0092]** All of the compounds so obtained exhibited good fluorescence properties. For example, in THF, Compounds (IX), (VIIa), and (VIII) exhibit absorption maximums at 364 nm, 375 nm, and 398 nm, respectively. Further, Compounds (IX), (VIIa), and (VIII) exhibit fluorescence properties at 417 nm, 437 nm, and 445 nm, respectively. Furthermore, Compounds (IX), (VIIa), and (VIII) have fluorescence quantum yields of 0.49 (anthracene), 0.86 (9,10-diphenylanthracene), and 0.73 (perylene), respectively. Note that the substances in the parentheses are standard substances used for calculating the fluorescence quantum yields.

(Example 10)

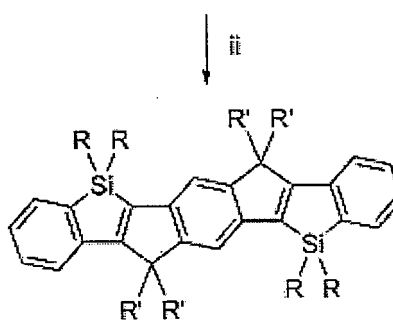
**[0093]** In the following, an example of the synthesis of Targeted Compound (VIIe) will be described with reference to Scheme 4 shown below. This is a typical example of the synthesis of a diol compound.

## Scheme 4



25

VIIe (R=Me, R'=Ph) 84%  
VIIf (R=Hexyl, R'=Ph) 80%



40

Xe (R=Me, R'=Ph) 96%  
Xf (R=Hexyl, R'=Ph) 89%

45

**[0094]** First, a mixture of lithium (22.7 mg, 3.26 mmol) and naphthalene (0.417 g, 3.26 mmol) was stirred in THF (2.5 mL) at room temperature for 4 hours. As a result, a lithium-naphthalenide solution was prepared. To the solution, a solution in which Compound (II) (0.300 g, 0.76 mmol) was mixed with THF (2 mL) was added at room temperature. Note that the molar quantity ratio of the mixture to Compound (II) is approximately 4:1. The reaction mixture was stirred for 5 minutes at room temperature. Thereafter, benzophenone (0.595 g, 3.26 mmol) was added to the reaction mixture, and then the reaction mixture was stirred for 10 minutes. Thereafter, a saturated ammonium chloride solution was added to the reaction mixture, and then the reaction mixture was extracted with ether.

50

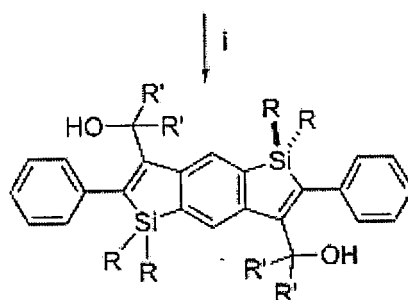
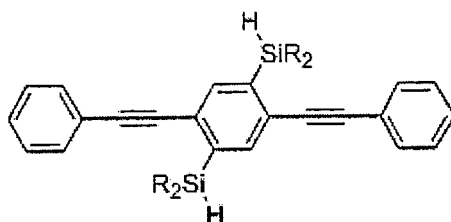
**[0095]** The organic layer so obtained was washed with saturated saline, and then was dried using anhydrous  $MgSO_4$ . Then, the anhydrous  $MgSO_4$  was filtered out. Thereafter, the solvent was distilled off under reduced pressure. The mixture so obtained was separated and purified by silica gel column chromatography (hexane/AcOEt 10/1, Rf = 0.10). As a result, Targeted Compound (VIIe) (0.487 g, 0.64 mmol, 84% yield) was obtained in the form of a white solid.

55

**[0096]** The properties of Targeted Compound (VIIe) are as follows. Mp. 295-297°C.  $^1H$  NMR (270 MHz,  $CDCl_3$ ).  $\delta$  0.28 (s, 12H), 2.99 (s, 2H), 6.53 (s, 4H), 6.90-7.12 (m, 6H), 7.19-7.23 (m, 12H), 7.32-7.36 (m, 8H), 7.52 (d, J = 6.9 Hz, 2H).  $^{13}C$  NMR (67.8 MHz,  $CDCl_3$ ):  $\delta$  -4.53, 83.14, 125.63, 126.05, 127.38, 127.56, 127.99, 128.28, 129.09, 131.21, 137.48, 138.45, 145.68, 147.48, 149.62, 153.49. Elemental Anal. Cal. for  $C_{52}H_{46}O_2Si_2$ , C, 82.28; H, 6.11; Found; C, 82.10, H, 6.23.

(Example 11)

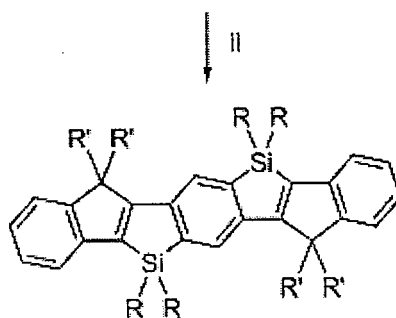
[0097] In the following, examples of the synthesis of other Targeted Compounds (VIIf, VIIIb, VIIIc, VIII d, XIII, XVI) will be described with reference to Scheme 4 shown above and Schemes 5 through 7 shown below. These are other examples of the synthesis of a diol compound.

**Scheme 5**

VIIIb (R=Me, R'=Ph) 85%

VIIIc (R=Hexyl, R'=Ph) 81%

VIII d (R=Me, R', R' = ) 71%

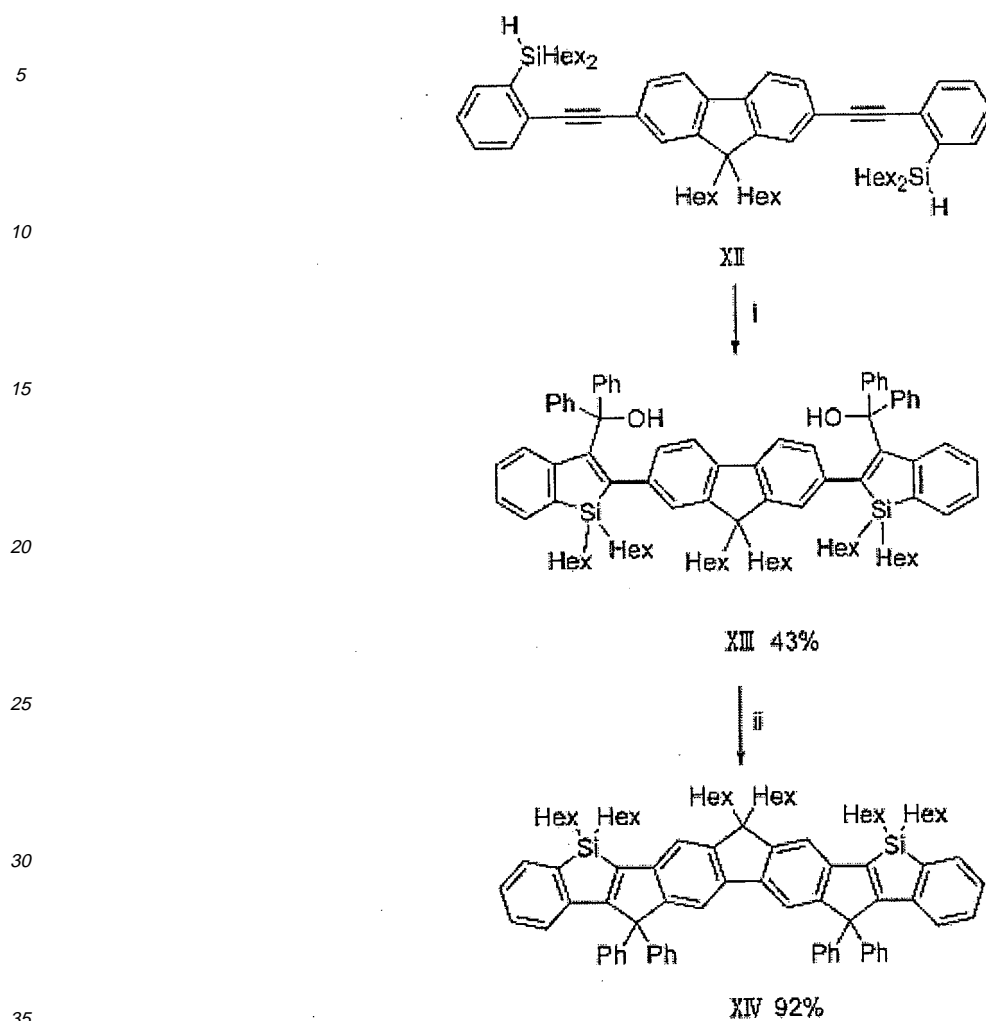


XIb (R=Me, R'=Ph) 75%

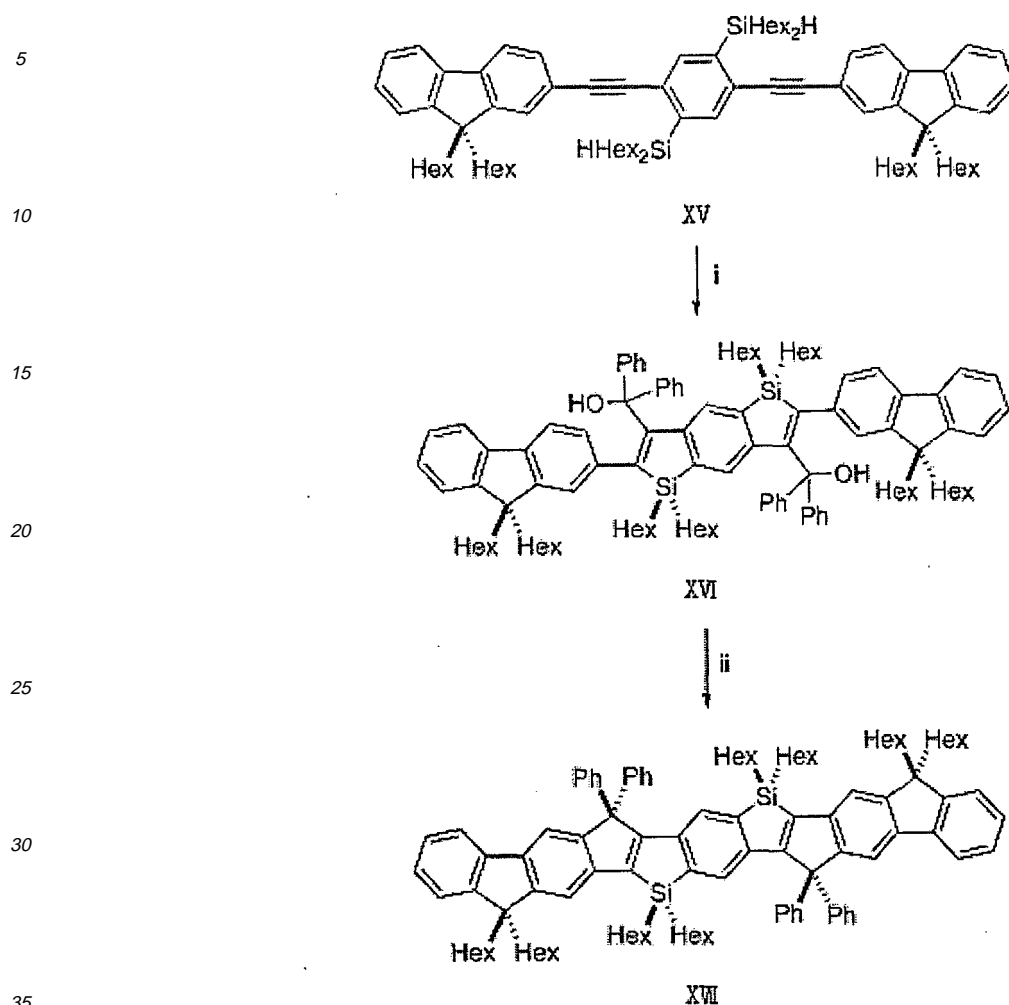
XIc (R=Hexyl, R'=Ph) 72%

XI d (R=Me, R', R' = ) 77%

## Scheme 6



## Scheme 7



**[0098]** In the following, Targeted Compounds (VIIf, VIIIb, VIIIc, VIIIId, XIII, XVI) were synthesized in the same manner as Targeted Compound (VIIe). The properties of each of those compounds are as follows.

**[0099]** Targeted Compound VIIf: 80% yield, yellow solid.  $^1\text{H NMR}$  (270 MHz,  $\text{CDCl}_3$ ):  $\delta$  0.71-0.88 (m, 20H), 1.20-1.40 (m, 32H), 2.98 (s, 2H), 6.57 (s, 4H), 6.85 (d,  $J = 8.1$  Hz, 2H), 6.97 (t,  $J = 7.6$  Hz, 2H), 7.07 (t,  $J = 7.0$  Hz, 2H), 7.20-7.23 (m, 12H), 7.35-7.38 (m, 8H), 7.49 (d,  $J = 6.8$  Hz, 2H);  $^{13}\text{C NMR}$  (67.8 MHz,  $\text{C}_6\text{D}_6$ ):  $\delta$  12.61, 15.13, 23.75, 24.89, 32.56, 34.25, 84.45, 126.59, 127.30, 128.46, 128.77, 129.12, 129.54, 130.09, 132.63, 137.93, 139.56, 146.80, 147.38, 151.81, 156.68.

**[0100]** Targeted Compound VIIIb: 85% yield, white solid.  $^1\text{H NMR}$  (270 MHz,  $\text{CDCl}_3$ ):  $\delta$  0.03 (s, 12H), 3.02 (s, 2H), 6.71 (d,  $J = 6.9$  Hz, 4H), 6.94 (s, 2H), 6.96-7.06 (m, 6H), 7.20-7.24 (m, 10H), 7.33-7.36 (m, 10H).  $^{13}\text{C NMR}$  (67.8 MHz,  $\text{CDCl}_3$ ):  $\delta$  -4.98, 83.23, 125.02, 126.17, 127.23, 127.79, 128.15, 128.31, 129.81, 139.49, 140.98, 145.97, 146.80, 147.50, 153.84.

**[0101]** Targeted Compound VIIIc: 81% yield, yellow solid.  $^1\text{H NMR}$  (400 MHz,  $\text{C}_6\text{D}_6$ ):  $\delta$  0.70-0.85 (m, 8H), 0.91 (t,  $J = 7.08$ ), 1.20-1.28 (m, 32H), 3.14 (s, 2H), 6.81 (t,  $J = 7.08$ , 2H), 6.92-7.13 (m, 20H), 7.53 (s, 2H), 7.63 (d,  $J = 7.32$ , 8H).  $^{13}\text{C NMR}$  (67.8 MHz,  $\text{C}_6\text{D}_6$ ):  $\delta$  12.20, 15.01, 23.58, 24.68, 32.51, 33.98, 84.60, 126.26, 127.25, 128.73, 129.30, 129.56, 132.18, 139.13, 143.02, 147.03, 147.74, 148.65, 157.13. Elemental Anal. Cal. for  $\text{C}_{72}\text{H}_{86}\text{O}_2\text{Si}_2$ , C, 83.18; H, 8.34; Found; C, 83.31, H, 8.30.

**[0102]** Targeted Compound VIIIId: 71% yield, yellow solid.  $^1\text{H NMR}$  (270 MHz,  $\text{CD}_2\text{Cl}_2$ ):  $\delta$  -0.13 (s, 12H), 6.23 (s, 2H), 7.18-7.24 (m, 10H), 7.30-7.40 (m, 12H), 7.72 (d,  $J = 7.6$  Hz, 4H).  $^{13}\text{C NMR}$  (100.4 MHz,  $\text{CD}_2\text{Cl}_2$ ):  $\delta$  -5.73, 86.54, 120.31, 123.93, 125.41, 125.86, 126.69, 128.36, 128.47, 129.33, 140.13, 140.27, 141.98, 144.39, 148.12, 148.36, 148.89. HRMS (EI): 754.2749 (M<sup>+</sup>), Cal. For  $\text{C}_{52}\text{H}_{42}\text{O}_2\text{Si}_2$ : 754.2723.

**[0103]** Targeted Compound XIII: 43% yield.  $^1\text{H NMR}$  (400 MHz,  $\text{C}_6\text{D}_6$ ): 0.81 (t,  $J = 6.8$  Hz, 8H), 0.88 (t,  $J = 6.8$  Hz, 12H), 1.02 (t,  $J = 8.0$  Hz, 8H), 1.13-1.26 (m, 38H), 1.40-1.50 (m, 4H), 1.55-1.67 (m, 4H), 1.82 (br, 4H), 6.91 (t,  $J = 8.0$



## EP 1 700 860 A1

Hz, 2H), 6.95 (t, J = 7.2 Hz, 2H), 7.02-7.15 (m, 16H), 7.20 (d, J = 8.0 Hz, 2H), 7.25 (d, J = 8.0 Hz, 2H), 7.50 (d, J = 6.8 Hz, 2H), 7.70 (d, J = 7.6 Hz, 8H). <sup>13</sup>C NMR (67.8 MHz, C<sub>6</sub>D<sub>6</sub>): δ 12.58, 14.89, 14.96, 23.60, 24.84, 25.13, 31.00, 32.52, 32.80, 34.16, 37.92, 41.54, 55.78, 84.86, 120.90, 121.71, 126.21, 126.60, 128.84, 129.68, 130.17, 132.71, 137.94, 139.65, 141.74, 147.20, 151.82, 152.18, 157.74.

5

(Example 12)

**[0104]** In the following, an example of the synthesis of Targeted Compound Xe will be described with reference to Scheme 4. This is a typical example of the synthesis carried out by subjecting a diol compound to a cyclization reaction in which Lewis acid is used.

10

**[0105]** First, to a solution in which Compound VIIe (0.248 g, 0.330 mmol) was mixed with CH<sub>2</sub>Cl<sub>2</sub> (35 mL), BF<sub>3</sub>·OEt<sub>2</sub> (90 mL) was added at room temperature. The reaction mixture was stirred for 15 minutes. To the reaction mixture, water was added. Thereafter, the organic layer was extracted with ether. The organic solvent layer so obtained was washed with saturated saline, and then was dried using anhydrous MgSO<sub>4</sub>. Then, the anhydrous MgSO<sub>4</sub> was filtered out. Thereafter, the solvent was distilled off under reduced pressure. The mixture so obtained was washed with hexane, and then was dried under reduced pressure. As a result, Targeted Compound Xe (0.226 g, 0.313 mmol, 96% yield) was obtained in the form of a yellow solid.

15

**[0106]** The properties of Targeted Compound Xe are as follows. <sup>1</sup>H NMR (270 MHz, CDCl<sub>3</sub>): δ 0.38 (s, 12H), 6.98-7.06 (m, 8H), 7.14-7.24 (m, 12H), 7.30-7.35 (m, 8H), 7.44 (m, 2H). <sup>13</sup>C NMR (67.8 MHz, CDCl<sub>3</sub>): δ -3.83, 66.65, 118.13, 123.27, 125.94, 126.57, 128.10, 129.11, 129.20, 131.10, 142.05, 142.37, 142.42, 144.55, 145.72, 157.18, 170.25.

20

(Example 13)

**[0107]** In the following, Targeted Compounds Xf, Xlb, Xlc, Xld, XIV, and XVII were synthesized in the same manner as Target Compound Xe (see Schemes 4 through 7). The properties of each of those compounds are as follows.

25

**[0108]** Targeted Compound Xf: 89% yield, yellow solid. <sup>1</sup>H NMR (400 MHz, CDCl<sub>3</sub>): δ 0.77-0.80(m, 12H), 0.90-0.95 (m, 8H), 1.10-1.20 (m, 24H), 1.27-1.34 (m, 8H), 7.06 (m, 8H), 7.18-7.24 (m, 10H), 7.30-7.35 (m, 10H), 7.45 (m, 2H).

**[0109]** Targeted Compound Xlb: 75% yield, yellow solid. Mp. 202-204°C. <sup>1</sup>H NMR (400 MHz, CDCl<sub>3</sub>): δ 0.34 (s, 12H), 7.06-7.10 (m, 2H), 7.16-7.25 (m, 16H), 7.30-7.33 (m, 12H). <sup>13</sup>C NMR (100.4 MHz, CDCl<sub>3</sub>): -4.28, 67.20, 121.86, 124.39, 125.58, 126.68, 127.08, 127.11, 128.07, 128.97, 142.41, 142.53, 143.75, 144.89, 157.49, 171.10.

30

**[0110]** Targeted Compound Xlc: 72%, yellow solid. <sup>1</sup>H NMR (400 MHz, CDCl<sub>3</sub>): δ 0.76-0.90 (m, 20H), 1.08-1.30 (m, 32H), 7.07 (t, J = 7.8 Hz, 2H), 7.16-7.24 (m, 16H), 7.26-7.35 (m, 12H). <sup>13</sup>C NMR (100.4 MHz, CDCl<sub>3</sub>): 11.71, 14.02, 22.49, 24.07, 31.33, 32.84, 67.07, 122.08, 124.24, 125.40, 126.58, 127.10, 127.92, 127.98, 128.94, 142.34, 143.81, 144.22, 157.59, 171.94. Elemental Anal. Cal. for C<sub>72</sub>H<sub>82</sub>Si<sub>2</sub>, C, 86.17; H, 8.24; Found; C, 85.89, H, 8.19.

35

**[0111]** Targeted Compound Xld: 77%, yellow solid. <sup>1</sup>H NMR (400 MHz, CDCl<sub>3</sub>): δ 0.21 (s, 12H), 6.08 (s, 2H), 6.61 (d, J = 7.6 Hz, 2H), 0.76 (d, J = 7.2 Hz, 4H), 6.92 (t, J = 7.6 Hz, 2H), 7.06 (t, J = 7.6 Hz, 4H), 7.21 (t, J = 7.6 Hz, 2H), 7.34-7.38 (m, 6H), 7.89 (d, J = 7.2 Hz, 4H).

**[0112]** Targeted Compound XIV: 92%, yellow solid. <sup>1</sup>H NMR (270 MHz, CDCl<sub>3</sub>): δ 0.74-0.82 (m, 18H), 1.04-1.28 (m, 36H), 1.38-1.44 (m, 8H), 1.97 (m, 4H), 7.0-7.1 (m, 6H), 7.17-7.34 (m, 22H), 7.43-7.48 (m, 4H).

40

**[0113]** Targeted Compound XVII: yellow solid. <sup>1</sup>H NMR (270 MHz, CDCl<sub>3</sub>): δ 0.70-0.75 (m, 32H), 0.89-0.95 (m, 8H), 1.00-1.21 (m, 48H), 1.32-1.37 (m, 8H), 1.92-1.98 (m, 8H), 7.18-7.28 (m, 22H), 7.32-7.36 (m, 8H), 7.53 (d, J = 6.5 Hz, 2H), 7.61 (s, 2H).

**[0114]** Fig. 1 is a graph showing results of examining: (a) wavelengths at which (i) Targeted Compound Xe, (ii) Targeted Compound Xib, and (iii) Comparative Compound Comp., which is used for comparison with the two targeted compounds, exhibit absorption maximums, respectively; and (b) respective fluorescence properties of the three compounds. Thank you for all your trouble. Please add Compounds (19) to (21) and XIX to XXI stored in the attached PDF file to the specification. The properties of each of Compounds XVIII to XX are as follows. Sorry to trouble you with last-minute notice. Thank you for your help.

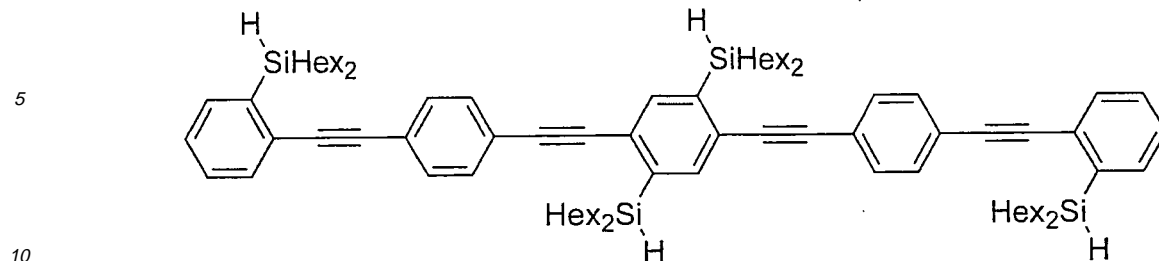
45

(Example 14)

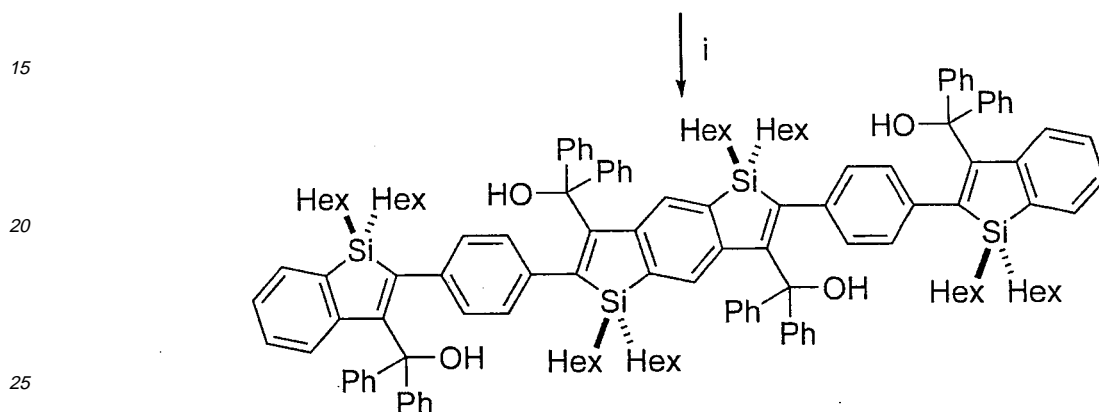
50

**[0115]** In the following, Targeted Compound XXI was synthesized in the same manner as Targeted Compound Xe, so as to be synthesized from Compound XIX, serving as a starting material, via Compound XX, serving as an intermediate (see Schemes 4 through 7).

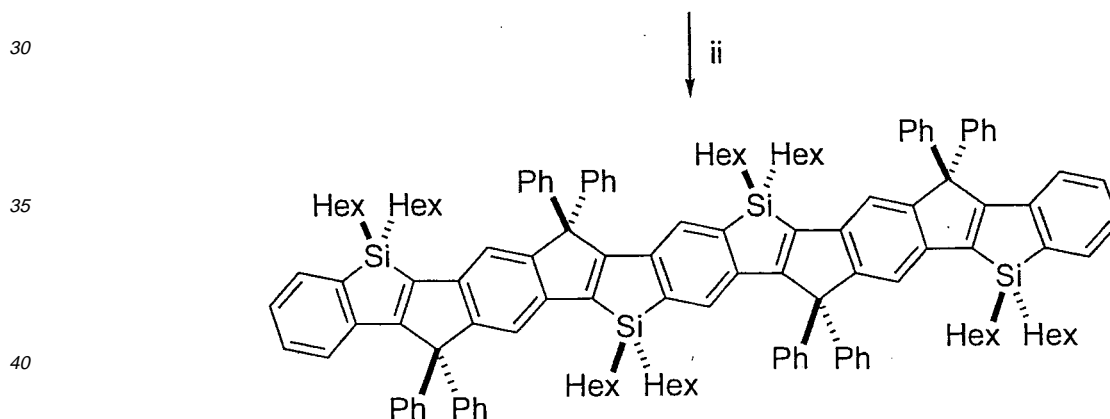
55



XIX



XX 44%



XXI 52%

45

50

Reagents and conditions: i, 1) LiNaph, THF, rt, 5 min; 2) Ph<sub>2</sub>CO, rt, 15 min. ii, BF<sub>3</sub>·OEt<sub>2</sub>, CH<sub>2</sub>Cl<sub>2</sub>, 15 min.

[0116] The properties of each of Targeted Compounds XIX and XXI are as follows.

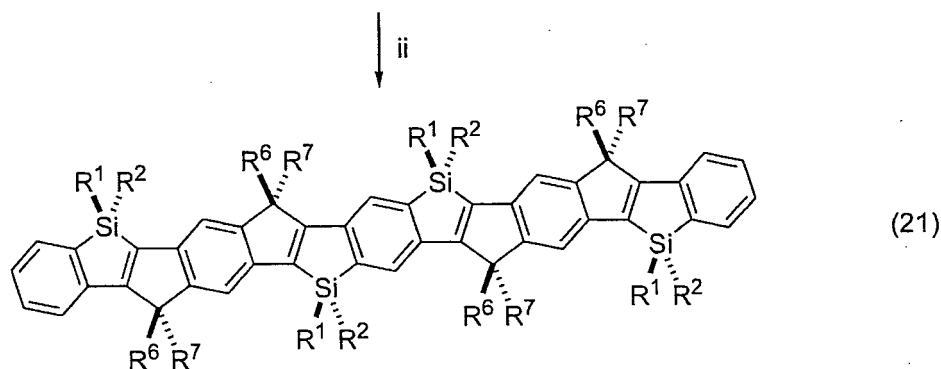
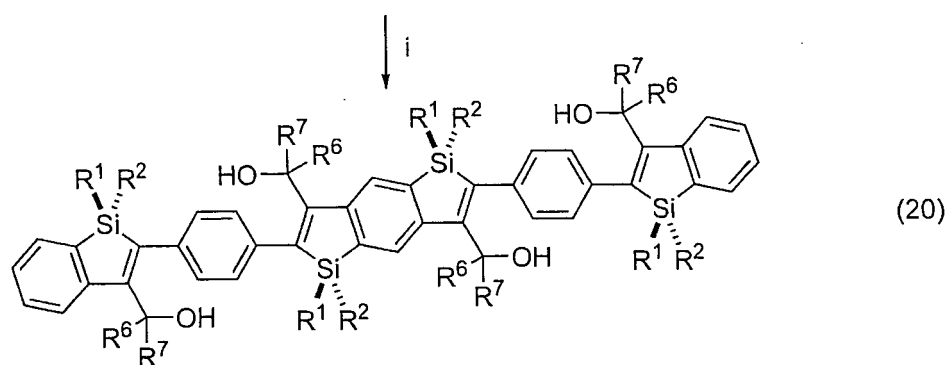
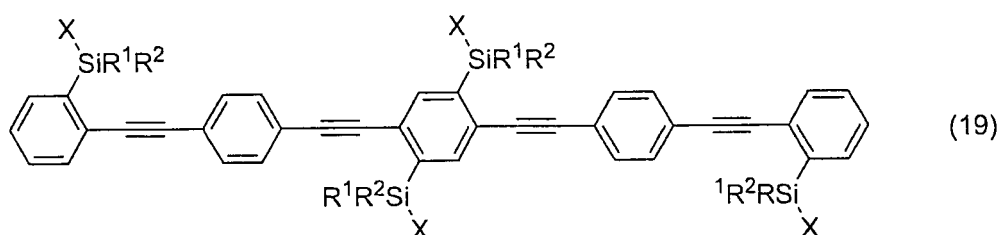
[0117] Compound XIX. 44% yield, Mp. 164-166°C. <sup>1</sup>H NMR (400 MHz, CDCl<sub>3</sub>): δ 81-0.94 (m, 36H), 1.14-1.36 (m, 68H), 2.97 (s, 2H), 3.13 (s, 2H), 6.76-6.81 (m, 8H), 6.88 (td, J = 7.6 Hz, 1.2 Hz, 2H), 6.94 (td, J = 7.0 Hz, 1.2 Hz, 2H), 7.00-7.15 (m, 24H), 7.30 (s, 2H), 7.31 (d, J = 8.0 Hz), 7.46 (dd, J = 7.0 Hz, 1.2 Hz), 7.55 (dd, J = 8.0 Hz, 1.2 Hz, 8H), 7.62 (dd, J = 8.0 Hz, 1.2 Hz, 8H). <sup>13</sup>C NMR (100.4 MHz, CDCl<sub>3</sub>): δ 12.35, 14.91, 15.01, 23.56, 23.60, 24.66, 32.36, 32.47, 34.02, 34.05, 84.22, 84.22, 126.60, 127.21, 127.44, 128.22, 128.27, 128.50, 128.74, 129.13, 129.19, 129.50, 130.10, 132.08, 132.64, 137.96, 139.08, 139.47, 139.88, 146.78, 147.00, 147.34, 147.86, 148.85, 151.76, 156.36.

55

157.25. HRMS (FAB): Calculated for  $C_{138}H_{166}O_4Si_4+$ : 1999.1863; found 1999.1893.

[0118] Compound XXI. 52% yield, Mp. 255-258°C.  $^1H$  NMR (400 MHz,  $CDCl_3$ ):  $\delta$  0.73-0.80 (m, 32H), 0.90-0.94 (m, 8H), 1.06-1.18 (m, 56H), 1.26-1.34 (m, 8H), 7.01-7.06 (m, 6H), 7.14-7.22 (m, 28H), 7.30-7.33 (m, 18H), 7.44-7.46 (m, 2H).  $^{13}C$  NMR (100.4 MHz,  $CDCl_3$ ):  $\delta$  11.63, 11.83, 14.04, 22.45, 22.47, 24.05, 24.16, 31.28, 31.35, 32.80, 32.94, 66.76, 118.16, 118.46, 123.23, 125.65, 126.46, 127.56, 127.88, 127.99, 129.07, 129.11, 132.39, 141.35, 141.98, 142.44, 142.64, 142.73, 142.96, 144.44, 145.16, 145.24, 156.96, 157.22, 170.62, 171.09. Anal. Cal for  $C_{138}H_{158}Si_4$ : C 85.92, H 8.26; found: C 85.41, H 8.29. HRMS (FAB): Calculated for  $C_{138}H_{158}Si_4$ : 1927.1441; found 1927.1466.

[0119] When the synthetic scheme under which Compound XIX is converted to Compound XXI is generalized, the following scheme under which Compound (19) is converted to Compound (21) is obtained. Note that  $R^1$ ,  $R^2$ ,  $R^6$ ,  $R^7$ , and X shown in chemical formulas respectively representing Compounds (19) through (21) are the same as those described above.



50 Reagents and conditions: i, 1) LiNaph, THF, rt, 5 min; 2) ketone, rt, 15 min. ii,  $BF_3 \cdot OEt_2$ ,  $CH_2Cl_2$ , 15 min.

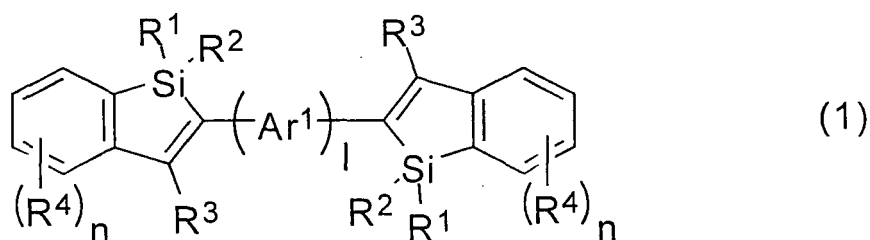
#### INDUSTRIAL APPLICABILITY

55 [0120] A polycyclic fused ring type  $\pi$ -conjugated organic material according to the present invention is a novel compound which can be applied to a light-emitting material and a charge-transporting material. Further, the polycyclic fused ring type  $\pi$ -conjugated organic material exhibits highly efficient light-emitting and charge-transporting properties, and

therefore can be applied to a field such as EL. Further, an intermediate according to the present invention for synthesis of the polycyclic fused ring type  $\pi$ -conjugated organic material and a method according to the present invention for producing the polycyclic fused ring type  $\pi$ -conjugated organic material can be suitably used for producing the polycyclic fused ring type  $\pi$ -conjugated organic material.

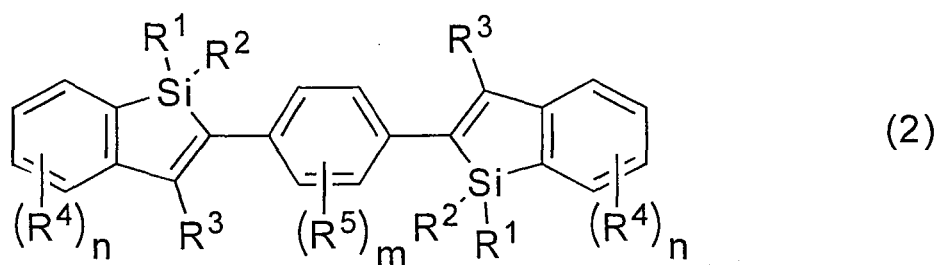
### Claims

1. A polycyclic fused ring type  $\pi$ -conjugated organic material having a structure represented by following formula (1):



where Ar<sup>1</sup> is an arylene group, a substituted arylene group, an oligoarylene group, a substituted oligoarylene group, a bivalent heterocyclic group, a bivalent substituted heterocyclic group, a bivalent oligoheterocyclic group, or a bivalent substituted oligoheterocyclic group; R<sup>1</sup> and R<sup>2</sup> are independently a hydrogen atom, an alkyl group, an alkoxy group, an alkylthio group, an aryl group, an aryloxy group, an arylthio group, an arylalkyl group, an arylalkoxy group, an arylalkylthio group, an arylalkenyl group, an arylalkynyl group, an allyl group, an amio group, a substituted amino group, a silyl group, a substituted silyl group, a silyloxy group, a substituted silyloxy group, an arylsulfonyloxy group, an alkylsulfonyloxy group, a monovalent heterocyclic group, or a halogen atom; R<sup>3</sup> is a hydrogen group, an alkyl group, an alkylthio group, an aryl group, an arylthio group, an arylalkyl group, an arylalkylthio group, an arylalkenyl group, an arylalkynyl group, an allyl group, a hydroxyalkyl group, a hydroxymethyl group, a substituted hydroxymethyl group, a silyl group, a substituted silyl group, a stannyl group, a substituted stannyl group, magnesium halide, zinc halide, boronic acid, boronic ester, a boryl group, a monovalent heterocyclic group, or a halogen atom; R<sup>4</sup> is a hydrogen atom, an alkyl group, an alkoxy group, an alkylthio group, an aryl group, an aryloxy group, an arylthio group, an arylalkyl group, an arylalkoxy group, an arylalkylthio group, an arylalkenyl group, an arylalkynyl group, an allyl group, an amio group, a substituted amino group, a silyl group, a substituted silyl group, a silyloxy group, a substituted silyloxy group, an arylsulfonyloxy group, an alkylsulfonyloxy group, a substituted boryl group, a monovalent heterocyclic group, or a halogen atom; 1 is an integer of 0 or 1; and n is an integer of 0 to 4.

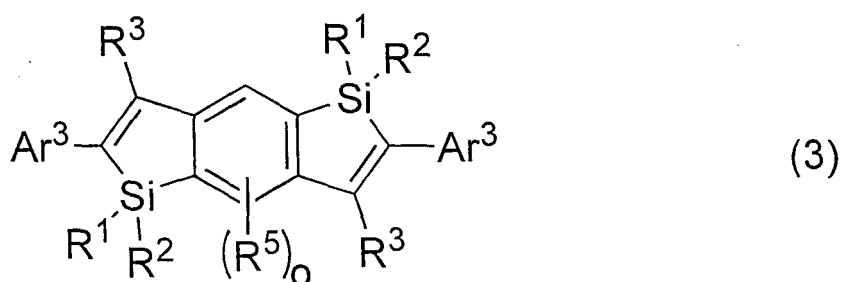
2. A polycyclic fused ring type  $\pi$ -conjugated organic material having a structure represented by following formula (2):



where R<sup>1</sup> and R<sup>2</sup> are independently a hydrogen atom, an alkyl group, an alkoxy group, an alkylthio group, an aryl group, an aryloxy group, an arylthio group, an arylalkyl group, an arylalkoxy group, an arylalkylthio group, an arylalkenyl group, an arylalkynyl group, an allyl group, an amio group, a substituted amino group, a silyl group, a substituted silyl group, a silyloxy group, a substituted silyloxy group, an arylsulfonyloxy group, an alkylsulfonyloxy group, a monovalent heterocyclic group, or a halogen atom; R<sup>3</sup> is a hydrogen group, an alkyl group, an alkylthio

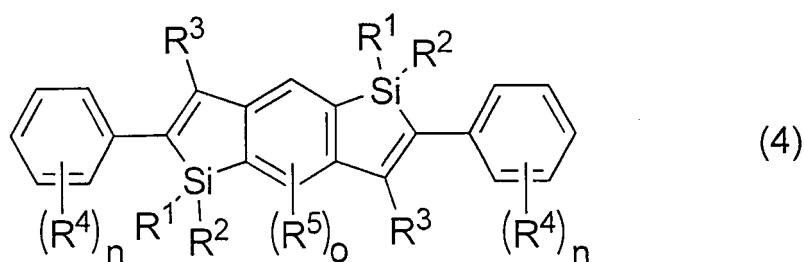
group, an aryl group, an arylthio group, an arylalkyl group, an arylalkylthio group, an arylalkenyl group, an arylalkynyl group, an allyl group, a hydroxyalkyl group, a hydroxymethyl group, a substituted hydroxymethyl group, a silyl group, a substituted silyl group, a stannyl group, a substituted stannyl group, magnesium halide, zinc halide, boronic acid, boronic ester, a boryl group, a monovalent heterocyclic group, or a halogen atom;  $R^4$  and  $R^5$  are independently a hydrogen atom, an alkyl group, an alkoxy group, an alkylthio group, an aryl group, an aryloxy group, an arylthio group, an arylalkyl group, an arylalkoxy group, an arylalkylthio group, an arylalkenyl group, an arylalkynyl group, an allyl group, an amio group, a substituted amino group, a silyl group, a substituted silyl group, a silyloxy group, a substituted silyloxy group, an arylsulfonyloxy group, an alkylsulfonyloxy group, a substituted boryl group, a monovalent heterocyclic group, or a halogen atom;  $m$  is an integer of 0 to 4; and  $n$  is an integer of 0 to 5.

3. A polycyclic fused ring type  $\pi$ -conjugated organic material having a structure represented by following formula (3):



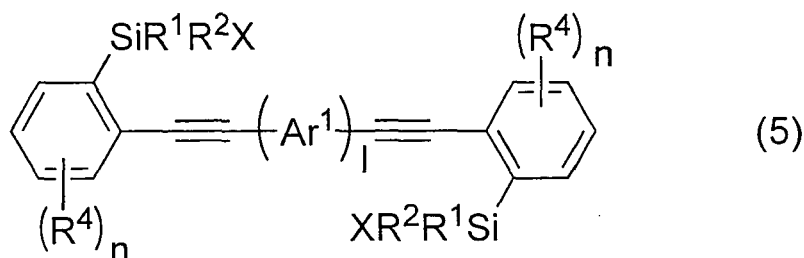
where  $Ar^3$  is an aryl group, a substituted aryl group, a bivalent oligoarylene group, a bivalent substituted oligoarylene group, a monovalent heterocyclic group, a monovalent substituted heterocyclic group, a monovalent oligoheterocyclic group, or a monovalent substituted oligoheterocyclic group;  $R^1$  and  $R^2$  are independently a hydrogen atom, an alkyl group, an alkoxy group, an alkylthio group, an aryl group, an aryloxy group, an arylthio group, an arylalkyl group, an arylalkoxy group, an arylalkylthio group, an arylalkenyl group, an arylalkynyl group, an allyl group, an amio group, a substituted amino group, a silyl group, a substituted silyl group, a silyloxy group, a substituted silyloxy group, an arylsulfonyloxy group, an alkylsulfonyloxy group, a monovalent heterocyclic group, or a halogen atom;  $R^3$  is a hydrogen group, an alkyl group, an alkylthio group, an aryl group, an arylthio group, an arylalkyl group, an arylalkylthio group, an arylalkenyl group, an arylalkynyl group, an allyl group, a hydroxyalkyl group, a hydroxymethyl group, a substituted hydroxymethyl group, a silyl group, a substituted silyl group, a stannyl group, a substituted stannyl group, magnesium halide, zinc halide, boronic acid, boronic ester, a boryl group, a monovalent heterocyclic group, or a halogen atom;  $R^5$  is a hydrogen atom, an alkyl group, an alkoxy group, an alkylthio group, an aryl group, an aryloxy group, an arylthio group, an arylalkyl group, an arylalkoxy group, an arylalkylthio group, an arylalkenyl group, an arylalkynyl group, an allyl group, an amio group, a substituted amino group, a silyl group, a substituted silyl group, a silyloxy group, a substituted silyloxy group, an arylsulfonyloxy group, an alkylsulfonyloxy group, a substituted boryl group, a monovalent heterocyclic group, or a halogen atom; and  $o$  is an integer of 0 to 2.

4. A polycyclic fused ring type  $\pi$ -conjugated organic material having a structure represented by following formula (4):



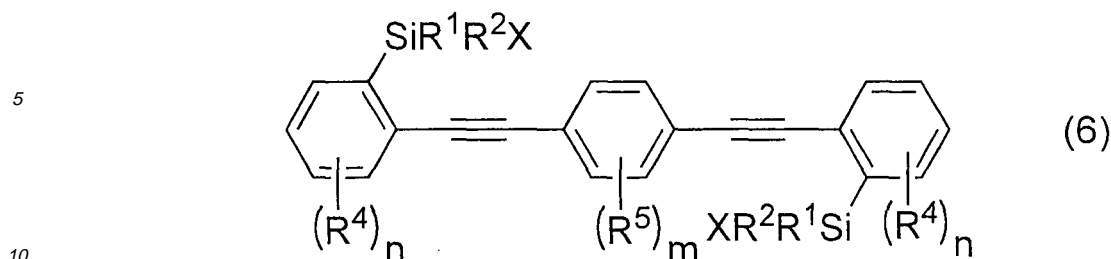
where R<sup>1</sup> and R<sup>2</sup> are independently a hydrogen atom, an alkyl group, an alkoxy group, an alkylthio group, an aryl group, an aryloxy group, an arylthio group, an arylalkyl group, an arylalkoxy group, an arylalkylthio group, an arylalkenyl group, an arylalkynyl group, an allyl group, an amio group, a substituted amino group, a silyl group, a substituted silyl group, a silyloxy group, a substituted silyloxy group, an arylsulfonyloxy group, an alkylsulfonyloxy group, a monovalent heterocyclic group, or a halogen atom; R<sup>3</sup> is a hydrogen group, an alkyl group, an alkylthio group, an aryl group, an arylthio group, an arylalkyl group, an arylalkylthio group, an arylalkenyl group, an arylalkynyl group, an allyl group, a hydroxyalkyl group, a hydroxymethyl group, a substituted hydroxymethyl group, a silyl group, a substituted silyl group, a stannyl group, a substituted stannyl group, magnesium halide, zinc halide, boronic acid, boronic ester, a boryl group, a monovalent heterocyclic group, or a halogen atom; R<sup>4</sup> and R<sup>5</sup> are independently a hydrogen atom, an alkyl group, an alkoxy group, an alkylthio group, an aryl group, an aryloxy group, an arylthio group, an arylalkyl group, an arylalkoxy group, an arylalkylthio group, an arylalkenyl group, an arylalkynyl group, an allyl group, an amio group, a substituted amino group, a silyl group, a substituted silyl group, a silyloxy group, a substituted silyloxy group, an arylsulfonyloxy group, an alkylsulfonyloxy group, a substituted boryl group, a monovalent heterocyclic group, or a halogen atom; n is an integer of 0 to 5; and o is an integer of 0 to 2.

5. An intermediate for synthesis of a polycyclic fused ring type  $\pi$ -conjugated organic material, the intermediate having a structure represented by following formula (5):



where X is a hydrogen atom, a halogen atom, an alkoxy group, an alkylthio group, an aryloxy group, an arylthio group, a silyl group, a substituted silyl group, a stannyl group, or a substituted stannyl group; Ar<sup>1</sup> is an arylene group, a substituted arylene group, an oligoarylene group, a substituted oligoarylene group, a bivalent heterocyclic group, a bivalent substituted heterocyclic group, a bivalent oligoheterocyclic group, or a bivalent substituted oligoheterocyclic group; R<sup>1</sup> and R<sup>2</sup> are independently a hydrogen atom, an alkyl group, an alkoxy group, an alkylthio group, an aryl group, an aryloxy group, an arylthio group, an arylalkyl group, an arylalkoxy group, an arylalkylthio group, an arylalkenyl group, an arylalkynyl group, an allyl group, an amio group, a substituted amino group, a silyl group, a substituted silyl group, a silyloxy group, a substituted silyloxy group, an arylsulfonyloxy group, an alkylsulfonyloxy group, a monovalent heterocyclic group, or a halogen atom; R<sup>4</sup> is a hydrogen atom, an alkyl group, an alkoxy group, an alkylthio group, an aryl group, an aryloxy group, an arylthio group, an arylalkyl group, an arylalkoxy group, an arylalkylthio group, an arylalkenyl group, an arylalkynyl group, an allyl group, an amio group, a substituted amino group, a silyl group, a substituted silyl group, a silyloxy group, a substituted silyloxy group, an arylsulfonyloxy group, an alkylsulfonyloxy group, a substituted boryl group, a monovalent heterocyclic group, or a halogen atom; 1 is an integer of 0 or 1; and n is an integer of 0 to 4.

6. An intermediate for synthesis of a polycyclic fused ring type  $\pi$ -conjugated organic material, the intermediate having a structure represented by following formula (6):

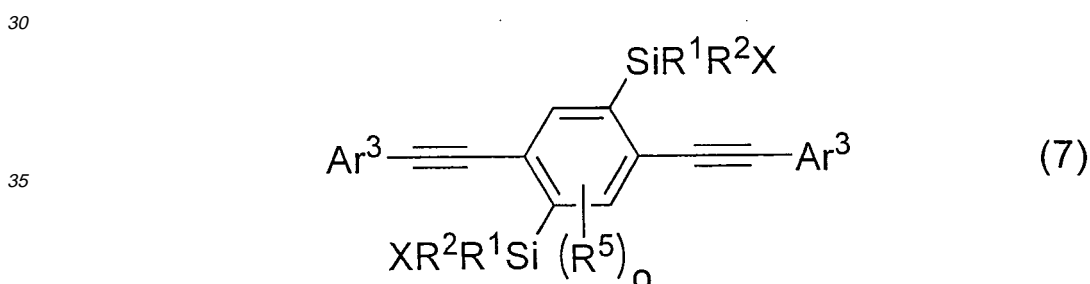


15 where X is a hydrogen atom, a halogen atom, an alkoxy group, an alkylthio group, an aryloxy group, an arylthio group, a silyl group, a substituted silyl group, a stannyl group, or a substituted stannyl group; R¹ and R² are independently a hydrogen atom, an alkyl group, an alkoxy group, an alkylthio group, an aryl group, an aryloxy group, an arylthio group, an arylalkyl group, an arylalkoxy group, an arylalkylthio group, an arylalkenyl group, an arylalkynyl group, an allyl group, an amio group, a substituted amino group, a silyl group, a substituted silyl group, a silyloxy group, a substituted silyloxy group, an arylsulfonyloxy group, an alkylsulfonyloxy group, a monovalent heterocyclic group, or a halogen atom; R⁴ and R⁵ are independently a hydrogen atom, an alkyl group, an alkoxy group, an alkylthio group, an aryl group, an aryloxy group, an arylthio group, an arylalkyl group, an arylalkoxy group, an arylalkylthio group, an arylalkenyl group, an arylalkynyl group, an allyl group, an amio group, a substituted amino group, a silyl group, a substituted silyl group, a silyloxy group, a substituted silyloxy group, an arylsulfonyloxy group, an alkylsulfonyloxy group, a substituted boryl group, a monovalent heterocyclic group, or a halogen atom; and m and n are independently an integer of 0 to 4.

20

25

7. An intermediate for synthesis of a polycyclic fused ring type  $\pi$ -conjugated organic material, the intermediate having a structure represented by following formula (7):



40 where X is a hydrogen atom, a halogen atom, an alkoxy group, an alkylthio group, an aryloxy group, an arylthio group, a silyl group, a substituted silyl group, a stannyl group, or a substituted stannyl group; Ar³ is an aryl group, a substituted aryl group, a bivalent oligoarylene group, a bivalent substituted oligoarylene group, a monovalent heterocyclic group, a monovalent substituted heterocyclic group, a monovalent oligoheterocyclic group, or a monovalent substituted oligoheterocyclic group; R¹ and R² are independently a hydrogen atom, an alkyl group, an alkoxy group, an alkylthio group, an aryl group, an aryloxy group, an arylthio group, an arylalkyl group, an arylalkoxy group, an arylalkylthio group, an arylalkenyl group, an arylalkynyl group, an allyl group, an amio group, a substituted amino group, a silyl group, a substituted silyl group, a silyloxy group, a substituted silyloxy group, an arylsulfonyloxy group, an alkylsulfonyloxy group, a monovalent heterocyclic group, or a halogen atom; R⁵ is a hydrogen atom, an alkyl group, an alkoxy group, an alkylthio group, an aryl group, an aryloxy group, an arylthio group, an arylalkyl group, an arylalkoxy group, an arylalkylthio group, an arylalkenyl group, an arylalkynyl group, an allyl group, an amio group, a substituted amino group, a silyl group, a substituted silyl group, a silyloxy group, a substituted silyloxy group, an arylsulfonyloxy group, an alkylsulfonyloxy group, a boryl group, a substituted boryl group, a monovalent heterocyclic group, or a halogen atom; and o is an integer of 0 to 2.

45

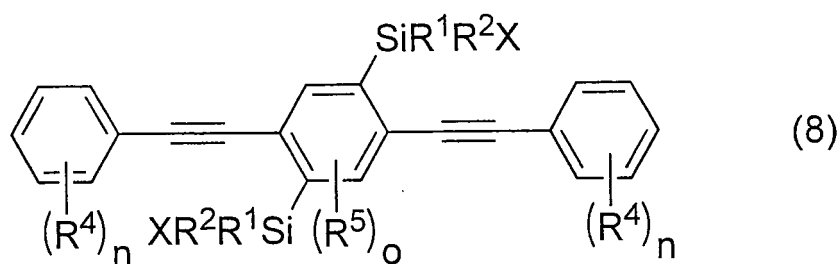
50

55

8. An intermediate for synthesis of a polycyclic fused ring type  $\pi$ -conjugated organic material, the intermediate having a structure represented by following formula (8):

5

10



15

20

25

where X is a hydrogen atom, a halogen atom, an alkoxy group, an alkylthio group, an aryloxy group, an arylthio group, a silyl group, a substituted silyl group, a stannyl group, or a substituted stannyl group; R<sup>1</sup> and R<sup>2</sup> are independently a hydrogen atom, an alkyl group, an alkoxy group, an alkylthio group, an aryl group, an aryloxy group, an arylthio group, an arylalkyl group, an arylalkoxy group, an arylalkylthio group, an arylalkenyl group, an arylalkynyl group, an allyl group, an amio group, a substituted amino group, a silyl group, a substituted silyl group, a silyloxy group, a substituted silyloxy group, an arylsulfonyloxy group, an alkylsulfonyloxy group, a monovalent heterocyclic group, or a halogen atom; R<sup>4</sup> and R<sup>5</sup> are independently a hydrogen atom, an alkyl group, an alkoxy group, an alkylthio group, an aryl group, an aryloxy group, an arylthio group, an arylalkyl group, an arylalkoxy group, an arylalkylthio group, an arylalkenyl group, an arylalkynyl group, an allyl group, an amio group, a substituted amino group, a silyl group, a substituted silyl group, a silyloxy group, a substituted silyloxy group, an arylsulfonyloxy group, an alkylsulfonyloxy group, a monovalent heterocyclic group, or a halogen atom; n is an integer of 0 to 5; and o is an integer of 0 to 2.

9. A process for producing a polycyclic fused ring type  $\pi$ -conjugated organic material, the process comprising the steps of:

30

producing a dianion intermediate by allowing the intermediate as set forth in claim 5 to react with a metal reductant; and  
obtaining the polycyclic fused ring type  $\pi$ -conjugated organic material as set forth in claim 1 by trapping the dianion intermediate by using an electrophile.

35

10. A process for producing a polycyclic fused ring type  $\pi$ -conjugated organic material, the process comprising the steps of:

40

producing a dianion intermediate by allowing the intermediate as set forth in claim 7 to react with a metal reductant; and  
obtaining the polycyclic fused ring type  $\pi$ -conjugated organic material as set forth in claim 3 by trapping the dianion intermediate by using an electrophile.

11. A process for producing an intermediate for synthesis of a polycyclic fused ring type  $\pi$ -conjugated organic material, the process comprising the step of:

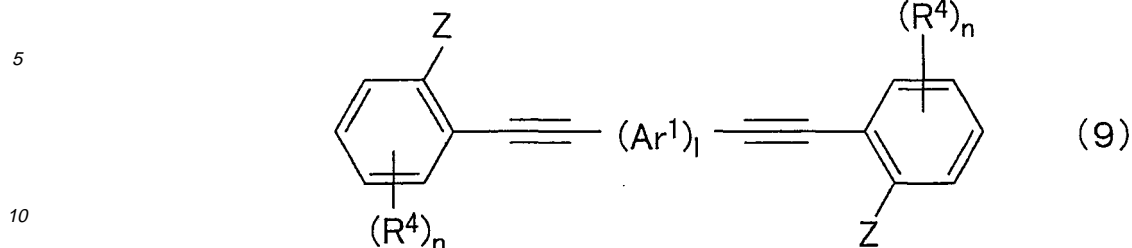
45

50

dimetalating, by using an organometallic base, a material having a structure represented by following formula (9), where Z is a bromine atom or an iodine atom; R<sup>4</sup> is a hydrogen atom, an alkyl group, an alkoxy group, an alkylthio group, an aryl group, an aryloxy group, an arylthio group, an arylalkyl group, an arylalkoxy group, an arylalkylthio group, an arylalkenyl group, an arylalkynyl group, an allyl group, an amio group, a substituted amino group, a silyl group, a substituted silyl group, a silyloxy group, a substituted silyloxy group, an arylsulfonyloxy group, an alkylsulfonyloxy group, a boryl group, a substituted boryl group, a monovalent heterocyclic group, or a halogen atom; and 1 is an integer of 0 or 1; and  
obtaining the intermediate as set forth in claim 5 by trapping, by using an organosilicon reagent, the material thus dimetalated.

55

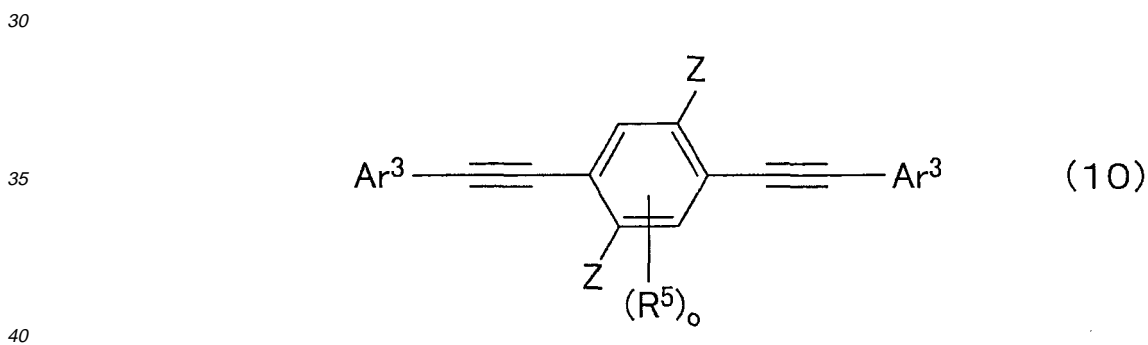




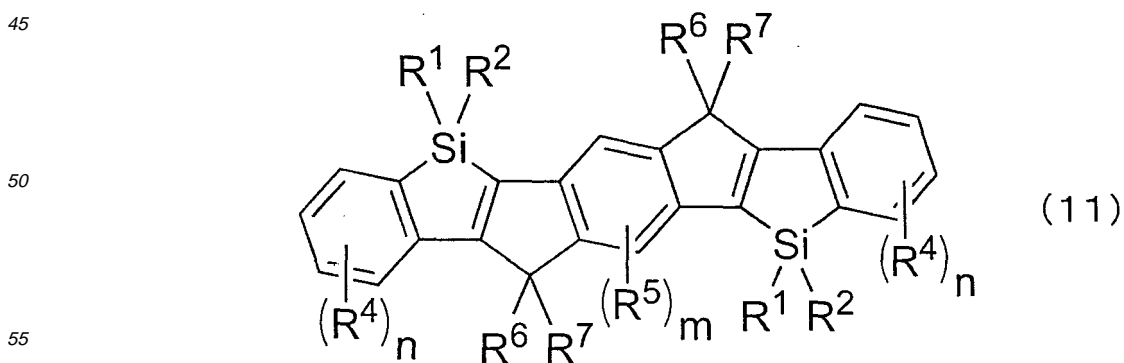
- 15 12. A process for producing an intermediate for synthesis of a polycyclic fused ring type  $\pi$ -conjugated organic material, the process comprising the steps of:

20 dimetalating, by using an organometallic base, a material having a structure represented by following formula (10), where Z is a bromine atom or an iodine atom; Ar<sup>3</sup> is an aryl group, a substituted aryl group, a monovalent oligoarylene group, a monovalent substituted oligoarylene group, a monovalent heterocyclic group, a monovalent substituted heterocyclic group, a monovalent oligoheterocyclic group, or a monovalent substituted oligoheterocyclic group; R<sup>5</sup> is a hydrogen atom, an alkyl group, an alkoxy group, an alkylthio group, an aryl group, an aryloxy group, an arylthio group, an arylalkyl group, an arylalkoxy group, an arylalkylthio group, an arylalkenyl group, an arylalkynyl group, an allyl group, an amio group, a substituted amino group, a silyl group, a substituted silyl group, a silyloxy group, a substituted silyloxy group, an arylsulfonyloxy group, an alkylsulfonyloxy group, a boryl group, a substituted boryl group, a monovalent heterocyclic group, or a halogen atom; and o is an integer of 0 to 2; and

25 obtaining the intermediate as set forth in claim 7 by trapping, by using an organosilicon reagent, the material thus dimetalated.

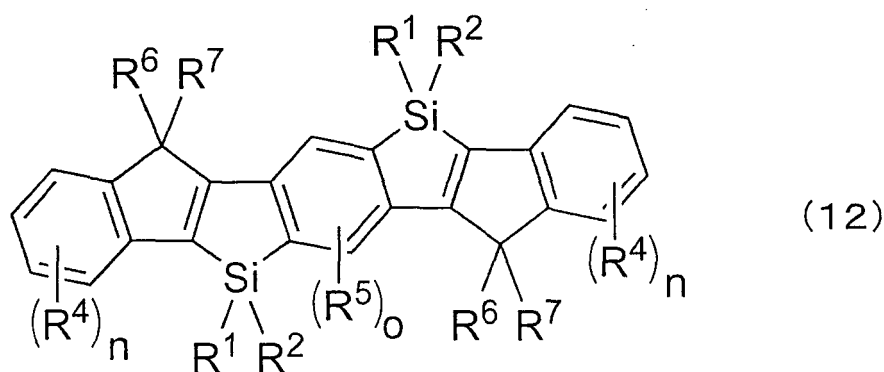


- 45 13. A polycyclic fused ring type  $\pi$ -conjugated organic material having a structure represented by following formula (11):



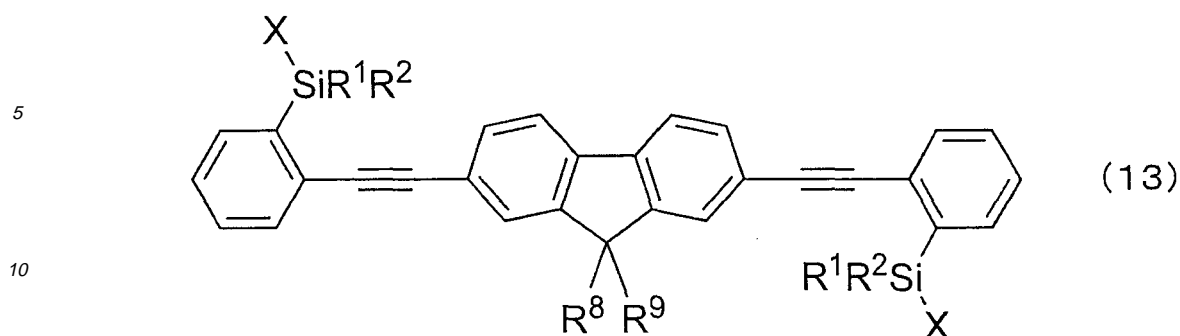
where  $R^1$  and  $R^2$  are independently a hydrogen atom, an alkyl group, an alkoxy group, an alkylthio group, an aryl group, an aryloxy group, an arylthio group, an arylalkyl group, an arylalkoxy group, an arylalkylthio group, an arylalkenyl group, an arylalkynyl group, an allyl group, an amio group, a substituted amino group, a silyl group, a substituted silyl group, a silyloxy group, a substituted silyloxy group, an arylsulfonyloxy group, an alkylsulfonyloxy group, a monovalent heterocyclic group, or a halogen atom;  $R^4$  and  $R^5$  are independently a hydrogen atom, an alkyl group, an alkoxy group, an alkylthio group, an aryl group, an aryloxy group, an arylthio group, an arylalkyl group, an arylalkoxy group, an arylalkylthio group, an arylalkenyl group, an arylalkynyl group, an allyl group, an amio group, a substituted amino group, a silyl group, a substituted silyl group, a silyloxy group, a substituted silyloxy group, an arylsulfonyloxy group, an alkylsulfonyloxy group, a boryl group, a substituted boryl group, a monovalent heterocyclic group, or a halogen atom;  $R^6$  and  $R^7$  are either (i) independently a hydrogen atom, an alkyl group, an aryl group, a substituted aryl group, a monovalent heterocyclic group, a monovalent substituted heterocyclic group, an alkoxy group, an aryloxy group, an arylalkyl group, an arylalkoxy group, an arylalkenyl group, an arylalkynyl group, or an allyl group, or (ii) mutually a bivalent biaryl group;  $m$  is an integer of 0 to 2; and  $n$  is an integer of 0 to 4.

14. A polycyclic fused ring type  $\pi$ -conjugated organic material having a structure represented by following formula (12):



where  $R^1$  and  $R^2$  are independently a hydrogen atom, an alkyl group, an alkoxy group, an alkylthio group, an aryl group, an aryloxy group, an arylthio group, an arylalkyl group, an arylalkoxy group, an arylalkylthio group, an arylalkenyl group, an arylalkynyl group, an allyl group, an amio group, a substituted amino group, a silyl group, a substituted silyl group, a silyloxy group, a substituted silyloxy group, an arylsulfonyloxy group, an alkylsulfonyloxy group, a monovalent heterocyclic group, or a halogen atom;  $R^4$  and  $R^5$  are independently a hydrogen atom, an alkyl group, an alkoxy group, an alkylthio group, an aryl group, an aryloxy group, an arylthio group, an arylalkyl group, an arylalkoxy group, an arylalkylthio group, an arylalkenyl group, an arylalkynyl group, an allyl group, an amio group, a substituted amino group, a silyl group, a substituted silyl group, a silyloxy group, a substituted silyloxy group, an arylsulfonyloxy group, an alkylsulfonyloxy group, a boryl group, a substituted boryl group, a monovalent heterocyclic group, or a halogen atom;  $R^6$  and  $R^7$  are either (i) independently a hydrogen atom, an alkyl group, an aryl group, a substituted aryl group, a monovalent heterocyclic group, a monovalent substituted heterocyclic group, an alkoxy group, an aryloxy group, an arylalkyl group, an arylalkoxy group, an arylalkenyl group, an arylalkynyl group, or an allyl group, or (ii) mutually a bivalent biaryl group;  $o$  is an integer of 0 to 2; and  $n$  is an integer of 0 to 4.

15. An intermediate for synthesis of a polycyclic fused ring type  $\pi$ -conjugated organic material having a structure represented by following formula (13):

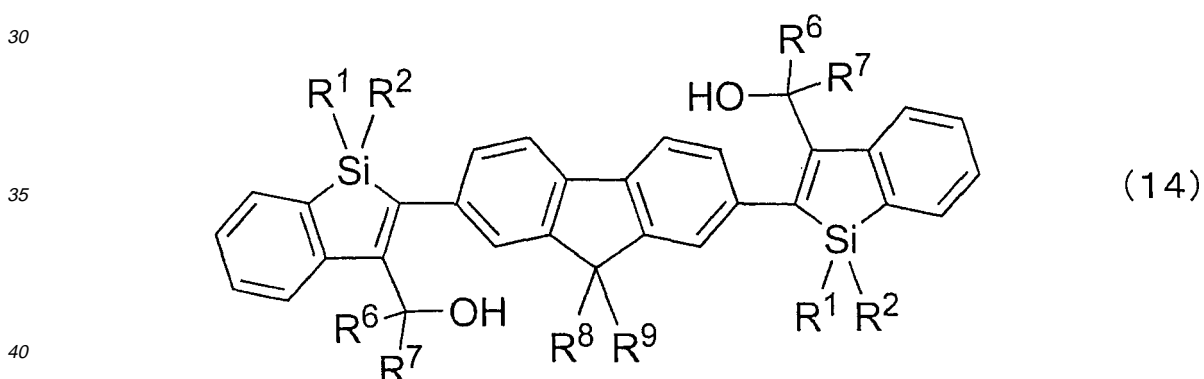


15 where R<sup>1</sup> and R<sup>2</sup> are independently a hydrogen atom, an alkyl group, an alkoxy group, an alkylthio group, an aryl group, an aryloxy group, an arylthio group, an arylalkyl group, an arylalkoxy group, an arylalkylthio group, an arylalkenyl group, an arylalkynyl group, an allyl group, an amino group, a substituted amino group, a silyl group, a substituted silyl group, a silyloxy group, a substituted silyloxy group, an arylsulfonyloxy group, an alkylsulfonyloxy group, a monovalent heterocyclic group, or a halogen atom; R<sup>8</sup> and R<sup>9</sup> are either (a) independently a hydrogen atom, an alkyl group, an alkoxy group, an alkylthio group, an aryl group, a substituted aryl group, an arylalkyl group, an arylalkenyl group, an arylalkynyl group, an allyl group, a silyl group, a substituted silyl group, an acyl group, or a monovalent heterocyclic group, or (b) mutually a bivalent biaryl group; and X is a hydrogen atom, an alkoxy group, an alkylthio group, an aryloxy group, an arylthio group, a silyloxy group, a substituted silyloxy group, an arylsulfonyloxy group, or an alkylsulfonyloxy group.

20

25

16. A polycyclic fused ring type  $\pi$ -conjugated organic material having a structure represented by following formula (14):

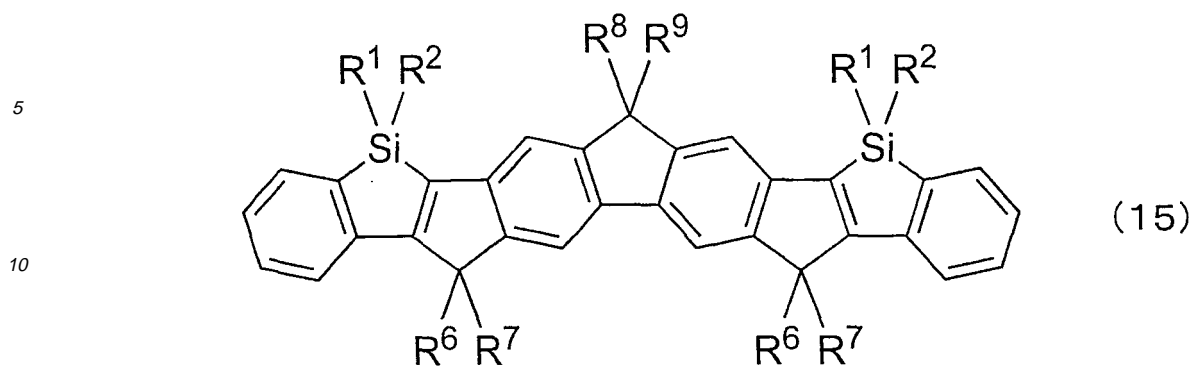


45 where R<sup>1</sup> and R<sup>2</sup> are independently a hydrogen atom, an alkyl group, an alkoxy group, an alkylthio group, an aryl group, an aryloxy group, an arylthio group, an arylalkyl group, an arylalkoxy group, an arylalkylthio group, an arylalkenyl group, an arylalkynyl group, an allyl group, an amino group, a substituted amino group, a silyl group, a substituted silyl group, a silyloxy group, a substituted silyloxy group, an arylsulfonyloxy group, an alkylsulfonyloxy group, a monovalent heterocyclic group, or a halogen atom; R<sup>6</sup> and R<sup>7</sup> are either (i) independently a hydrogen atom, an alkyl group, an aryl group, a substituted aryl group, a monovalent heterocyclic group, a monovalent substituted heterocyclic group, an alkoxy group, an aryloxy group, an arylalkyl group, an arylalkoxy group, an arylalkenyl group, an arylalkynyl group, or an allyl group, or (ii) mutually a bivalent biaryl group; and R<sup>8</sup> and R<sup>9</sup> are either (a) independently a hydrogen atom, an alkyl group, an alkoxy group, an alkylthio group, an aryl group, a substituted aryl group, an arylalkyl group, an arylalkenyl group, an arylalkynyl group, an allyl group, a silyl group, a substituted silyl group, an acyl group, or a monovalent heterocyclic group, or (b) mutually a bivalent biaryl group.

50

55

17. A polycyclic fused ring type  $\pi$ -conjugated organic material having a structure represented by following formula (15):



15

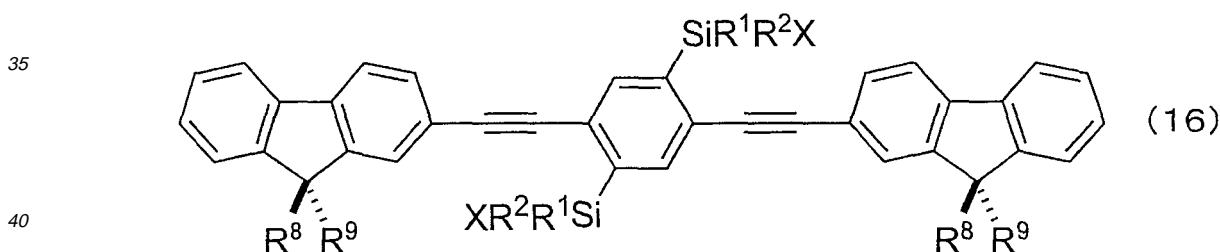
where  $R^1$  and  $R^2$  are independently a hydrogen atom, an alkyl group, an alkoxy group, an alkylthio group, an aryl group, an aryloxy group, an arylthio group, an arylalkyl group, an arylalkoxy group, an arylalkylthio group, an arylalkenyl group, an arylalkynyl group, an allyl group, an amino group, a substituted amino group, a silyl group, a substituted silyl group, a silyloxy group, a substituted silyloxy group, an arylsulfonyloxy group, an alkylsulfonyloxy group, a monovalent heterocyclic group, or a halogen atom;  $R^6$  and  $R^7$  are either (i) independently a hydrogen atom, an alkyl group, an aryl group, a substituted aryl group, a monovalent heterocyclic group, a monovalent substituted heterocyclic group, an alkoxy group, an aryloxy group, an arylalkyl group, an arylalkoxy group, an arylalkenyl group, an arylalkynyl group, or an allyl group, or (ii) mutually a bivalent biaryl group; and  $R^8$  and  $R^9$  are either (a) independently a hydrogen atom, an alkyl group, an alkoxy group, an alkylthio group, an aryl group, a substituted aryl group, an arylalkyl group, an arylalkenyl group, an arylalkynyl group, an allyl group, a silyl group, a substituted silyl group, an acyl group, or a monovalent heterocyclic group, or (b) mutually a bivalent biaryl group.

20

25

30

18. An intermediate for synthesis of a polycyclic fused ring type  $\pi$ -conjugated organic material having a structure represented by following formula (16):



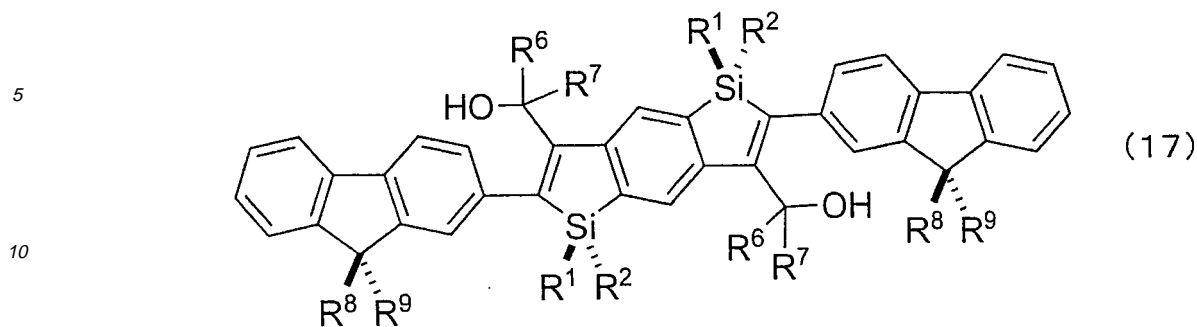
45

where  $R^1$  and  $R^2$  are independently a hydrogen atom, an alkyl group, an alkoxy group, an alkylthio group, an aryl group, an aryloxy group, an arylthio group, an arylalkyl group, an arylalkoxy group, an arylalkylthio group, an arylalkenyl group, an arylalkynyl group, an allyl group, an amino group, a substituted amino group, a silyl group, a substituted silyl group, a silyloxy group, a substituted silyloxy group, an arylsulfonyloxy group, an alkylsulfonyloxy group, a monovalent heterocyclic group, or a halogen atom;  $R^8$  and  $R^9$  are either (a) independently a hydrogen atom, an alkyl group, an alkoxy group, an alkylthio group, an aryl group, a substituted aryl group, an arylalkyl group, an arylalkenyl group, an arylalkynyl group, an allyl group, a silyl group, a substituted silyl group, an acyl group, or a monovalent heterocyclic group, or (b) mutually a bivalent biaryl group; and X is a hydrogen atom, an alkoxy group, an alkylthio group, an aryloxy group, an arylthio group, a silyloxy group, a substituted silyloxy group, an arylsulfonyloxy group, or an alkylsulfonyloxy group.

50

55

19. A polycyclic fused ring type  $\pi$ -conjugated organic material having a structure represented by following formula (17):

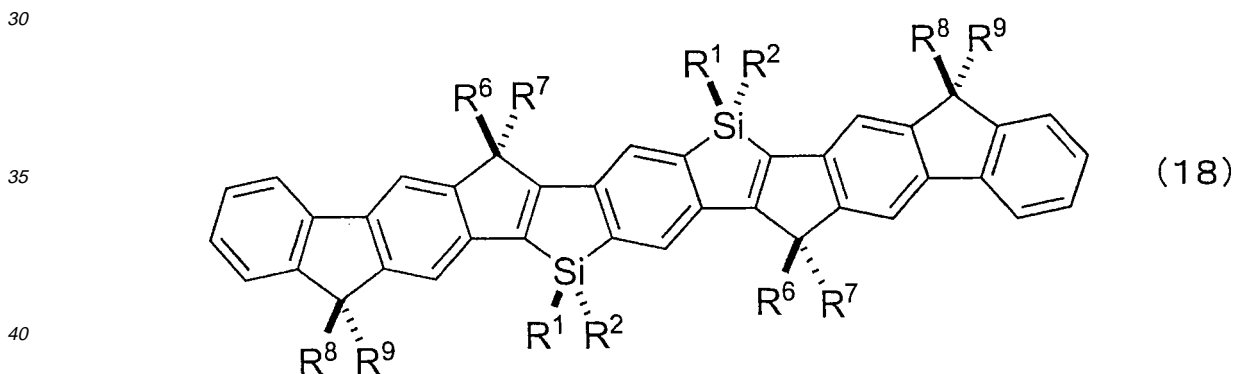


15 where  $R^1$  and  $R^2$  are independently a hydrogen atom, an alkyl group, an alkoxy group, an alkylthio group, an aryl group, an aryloxy group, an arylthio group, an arylalkyl group, an arylalkoxy group, an arylalkylthio group, an arylalkenyl group, an arylalkynyl group, an allyl group, an amino group, a substituted amino group, a silyl group, a substituted silyl group, a silyloxy group, a substituted silyloxy group, an arylsulfonyloxy group, an alkylsulfonyloxy group, a monovalent heterocyclic group, or a halogen atom;  $R^6$  and  $R^7$  are either (i) independently a hydrogen atom, an alkyl group, an aryl group, a substituted aryl group, a monovalent heterocyclic group, a monovalent substituted heterocyclic group, an alkoxy group, an aryloxy group, an arylalkyl group, an arylalkoxy group, an arylalkenyl group, an arylalkynyl group, or an allyl group, or (ii) mutually a bivalent biaryl group; and  $R^8$  and  $R^9$  are either (a) independently a hydrogen atom, an alkyl group, an alkoxy group, an alkylthio group, an aryl group, a substituted aryl group, an arylalkyl group, an arylalkenyl group, an arylalkynyl group, an allyl group, a silyl group, a substituted silyl group, an acyl group, or a monovalent heterocyclic group, or (b) mutually a bivalent biaryl group.

20

25

20. A polycyclic fused ring type  $\pi$ -conjugated organic material having a structure represented by following formula (18):



45 where  $R^1$  and  $R^2$  are independently a hydrogen atom, an alkyl group, an alkoxy group, an alkylthio group, an aryl group, an aryloxy group, an arylthio group, an arylalkyl group, an arylalkoxy group, an arylalkylthio group, an arylalkenyl group, an arylalkynyl group, an allyl group, an amino group, a substituted amino group, a silyl group, a substituted silyl group, a silyloxy group, a substituted silyloxy group, an arylsulfonyloxy group, an alkylsulfonyloxy group, a monovalent heterocyclic group, or a halogen atom;  $R^6$  and  $R^7$  are either (i) independently a hydrogen atom, an alkyl group, an aryl group, a substituted aryl group, a monovalent heterocyclic group, a monovalent substituted heterocyclic group, an alkoxy group, an aryloxy group, an arylalkyl group, an arylalkoxy group, an arylalkenyl group, an arylalkynyl group, or an allyl group, or (ii) mutually a bivalent biaryl group; and  $R^8$  and  $R^9$  are either (a) independently a hydrogen atom, an alkyl group, an alkoxy group, an alkylthio group, an aryl group, a substituted aryl group, an arylalkyl group, an arylalkenyl group, an arylalkynyl group, an allyl group, a silyl group, a substituted silyl group, an acyl group, or a monovalent heterocyclic group, or (b) mutually a bivalent biaryl group.

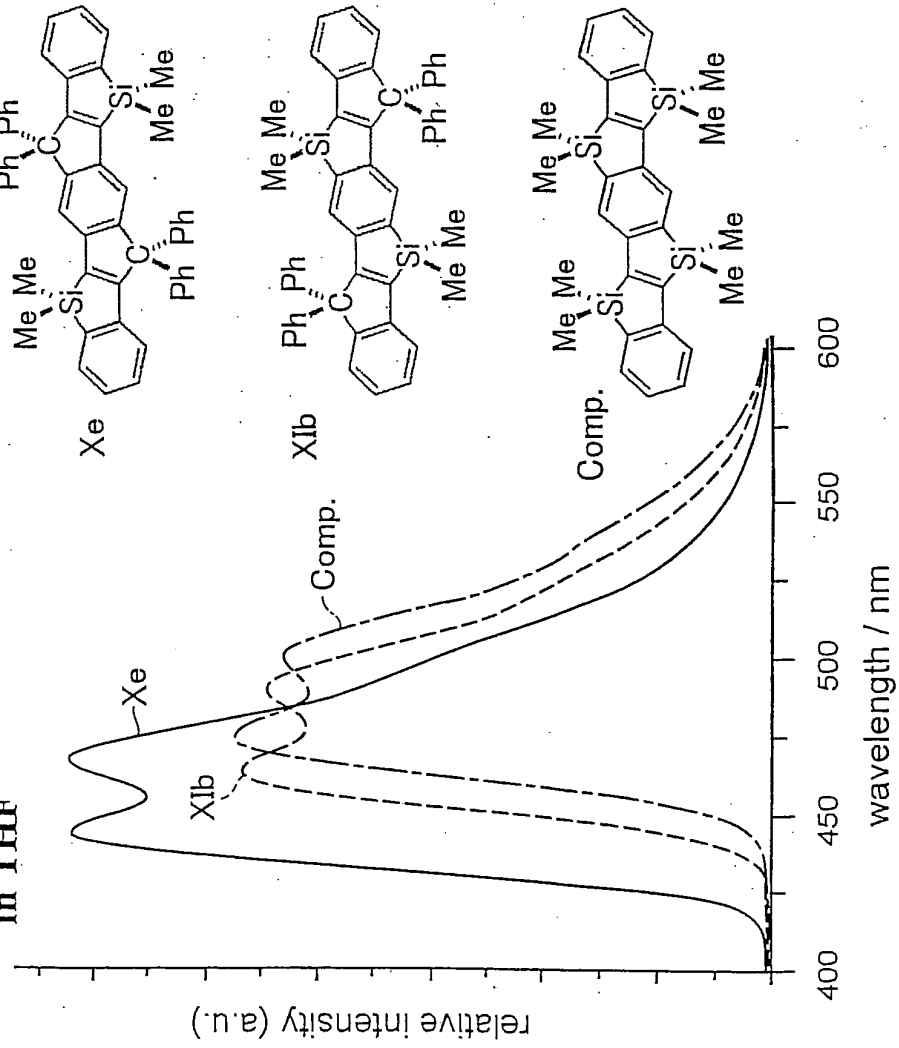
50

55

FIG. 1

	Absorption $\lambda_{\text{max}} / \text{nm} (\log \epsilon)$	Fluorescence $\lambda_{0-0} / \text{nm} (\Phi_f)$
	402 (4.52)	443 (0.73)
	+14 nm	+21 nm
	416 (4.49)	464 (0.56)
	+8 nm	+9 nm
	424 (4.43)	473 (0.50)

Fluorescence Spectra  
in THF



## INTERNATIONAL SEARCH REPORT

International application No.

PCT/JP2004/016433

A. CLASSIFICATION OF SUBJECT MATTER Int.Cl <sup>7</sup> C07F7/08, C09K11/06, H05B33/14, 33/22		
According to International Patent Classification (IPC) or to both national classification and IPC		
B. FIELDS SEARCHED		
Minimum documentation searched (classification system followed by classification symbols) Int.Cl <sup>7</sup> C07F7/08, C09K11/06, H05B33/14, 33/22		
Documentation searched other than minimum documentation to the extent that such documents are included in the fields searched		
Electronic data base consulted during the international search (name of data base and, where practicable, search terms used) CAPLUS (STN), REGISTRY (STN)		
C. DOCUMENTS CONSIDERED TO BE RELEVANT		
Category*	Citation of document, with indication, where appropriate, of the relevant passages	Relevant to claim No.
A	MAERKL, G. et al., Silaindene-eine einfache Synthese, Tetrahedron Letters, 1992, Vol.33, No.12, pages 1601 to 1604	1-20
P,A	YAMAGUCHI, Shigehiro et al., Bis-Silicon-Bridged Stilbene Homologues Synthesized by New Intramolecular Reductive Double Cyclization, Journal of the American Chemical Society, 2003, Vol.125, No.45, pages 13662 to 13663	1-20
P,A	WO 2004/018488 A1 (Japan Science and Technology Corp.), 04 March, 2004 (04.03.04), (Family: none)	1-20
<input type="checkbox"/> Further documents are listed in the continuation of Box C. <input type="checkbox"/> See patent family annex.		
* Special categories of cited documents: "A" document defining the general state of the art which is not considered to be of particular relevance "E" earlier application or patent but published on or after the international filing date "L" document which may throw doubts on priority claim(s) or which is cited to establish the publication date of another citation or other special reason (as specified) "O" document referring to an oral disclosure, use, exhibition or other means "P" document published prior to the international filing date but later than the priority date claimed "T" later document published after the international filing date or priority date and not in conflict with the application but cited to understand the principle or theory underlying the invention "X" document of particular relevance; the claimed invention cannot be considered novel or cannot be considered to involve an inventive step when the document is taken alone "Y" document of particular relevance; the claimed invention cannot be considered to involve an inventive step when the document is combined with one or more other such documents, such combination being obvious to a person skilled in the art "&" document member of the same patent family		
Date of the actual completion of the international search 01 February, 2005 (01.02.05)		Date of mailing of the international search report 15 February, 2005 (15.02.05)
Name and mailing address of the ISA/ Japanese Patent Office		Authorized officer
Facsimile No.		Telephone No.

Form PCT/ISA/210 (second sheet) (January 2004)

**REFERENCES CITED IN THE DESCRIPTION**

*This list of references cited by the applicant is for the reader's convenience only. It does not form part of the European patent document. Even though great care has been taken in compiling the references, errors or omissions cannot be excluded and the EPO disclaims all liability in this regard.*

**Non-patent literature cited in the description**

- **M. SERBY ; S. IJADI-MAGHSOODI ; T. J. BARTON.** *XXXIIIrd Symposium on Organosilicon Chemistry*, 06 April 2000 [0004]