

(12) PATENT
(19) AUSTRALIAN PATENT OFFICE

(11) Application No. AU 200055687 B2
(10) Patent No. 770998

(54) Title
Goodpasture's syndrome model mouse

(51)⁶ International Patent Classification(s)
A01K 067/027 C12N 015/12
A61K 045/00 C12Q 001/68
A61P 011/00 G01N 033/15
A61P 013/12 G01N 033/50

(21) Application No: **200055687**

(22) Application Date: **2000.06.23**

(87) WIPO No: **WO01/00015**

(30) Priority Data

(31) Number	(32) Date	(33) Country
11-180600	1999.06.25	JP

(43) Publication Date : **2001.01.31**

(43) Publication Journal Date : **2001.03.29**

(44) Accepted Journal Date : **2004.03.11**

(71) Applicant(s)
Japan Science and Technology Agent

(72) Inventor(s)
Akira Nakamura; Toshihiro Nukiwa; Toshiyuki Takai

(74) Agent/Attorney
SPRUSON and FERGUSON,GPO Box 3898,SYDNEY NSW 2001

(56) Related Art
TAKAI ET AL (1996) NATURE 379:346-9
YUASA ET AL (1999) J EXP MED 189:187-194
KALLURI ET AL (1994) PNAS 91:6201-6204

(12)特許協力条約に基づいて公開された国際出願

(19) 世界知的所有権機関
国際事務局



(43) 国際公開日
2001年1月4日 (04.01.2001)

PCT


(10) 国際公開番号
WO 01/00015 A1

- (51) 国際特許分類: A01K 67/027, A61K 45/00, A61P 11/00, 13/12, G01N 33/50, 33/15, C12Q 1/68, C12N 15/12 (NAKAMURA, Akira) [JP/JP]; 〒981-0952 宮城県仙台市青葉区中山七丁目16番18号 Miyagi (JP). 黄和敏博 (NUKIWA, Toshihiro) [JP/JP]; 〒989-3201 宮城県仙台市青葉区国見ヶ丘二丁目22番1号 Miyagi (JP). 高井俊行 (TAKAI, Toshiyuki) [JP/JP]; 〒981-0952 宮城県仙台市青葉区中山四丁目18番1号 506号室 Miyagi (JP).
- (21) 国際出願番号: PCT/JP00/04132
- (22) 国際出願日: 2000年6月23日 (23.06.2000)
- (25) 国際出願の言語: 日本語 (74) 代理人: 廣田雅紀 (HIROTA, Masanori); 〒107-0052 東京都港区赤坂二丁目8番11号 第11赤坂委ビル502 Tokyo (JP).
- (26) 国際公開の言語: 日本語
- (30) 優先権データ: 特願平11/180600 1999年6月25日 (25.06.1999) JP (81) 指定国 (国内): AU, CA, US.
- (71) 出願人 (米国を除く全ての指定国について): 科学技術振興事業団 (JAPAN SCIENCE AND TECHNOLOGY CORPORATION) [JP/JP]; 〒332-0012 埼玉県川口市本町四丁目1番8号 Saitama (JP). 添付公開書類: 国際調査報告書
- (72) 発明者: および (84) 指定国 (広域): ヨーロッパ特許 (DE, FR, GB, IT).
- (75) 発明者/出願人 (米国についてのみ): 中村 昇 2文字コード及び他の略語については、定期発行される各PCTガゼットの巻頭に掲載されている「コードと略語のガイダンスノート」を参照。



(54) Title: GOODPASTURE'S SYNDROME MODEL MOUSE

(54) 発明の名称: グッドパスター症候群モデルマウス



WO 01/00015 A1

(57) Abstract: A non-human model animal of Goodpasture's syndrome contributing to the treatment of Goodpasture's syndrome the development of therapy for which has been delayed due to the lack of adequate disease models; a method for screening a remedy for Goodpasture's syndrome by using the model animal; and a method for diagnosing Goodpasture's syndrome at the early stage. An immunoglobulin Fc γ receptor IIB knockout mouse is immunized with type IV collagen to induce Goodpasture's syndrome, thereby constructing a model mouse of Goodpasture's syndrome. Then test substances are administered to the model mouse and thus a remedy for Goodpasture's syndrome is screened based on the evaluation of the severity of the expression of Goodpasture's syndrome (i.e., diffuse alveolar hemorrhage, glomerulonephritis, the appearance of antikidney glomerular basement membrane antibody, etc.).

(続葉有)

ABSTRACT

The present invention provides a non-human model animal of Goodpasture's syndrome that contributes to the treatment of Goodpasture's syndrome where the development of therapy had been delayed due to the lack of adequate disease models, a method for screening a remedy for Goodpasture's syndrome by using the model animal, and a method for diagnosing Goodpasture's syndrome at the early stage. A Goodpasture's syndrome model mouse is constructed by immunizing immunoglobulin Fc γ receptor IIB knockout mouse with type IV collagen, thereby inducing Goodpasture's syndrome. Moreover, a remedy for Goodpasture's syndrome is screened by administration of test substances to the Goodpasture's syndrome model mouse, followed by evaluating the severity of the expression of Goodpasture's syndrome as an index, such as diffuse alveolar hemorrhage, glomerulonephritis, the appearance of antikidney glomerular basement membrane antibody, and the like.

SPECIFICATION

TITLE OF THE INVENTION

GOODPASTURE'S SYNDROME MODEL MOUSE

TECHNICAL FIELD

The present invention relates to a non-human model animal of Goodpasture's syndrome, a method for screening a remedy for Goodpasture's syndrome by using the model animal, and a method for diagnosing Goodpasture's syndrome at the early stage.

PRIOR ART

Goodpasture's syndrome, which has the combination of diffuse alveolar hemorrhage, glomerulonephritis, and the appearance of antikidney glomerular basement membrane antibody, is similar as a clinical feature with Wegener's granulomatosis, systemic necrotizing vasculitis, systemic lupus erythematosus (SLE) and the like, and is believed that antibodies common to the kidney glomerular basement membrane and alveolar epithelium basement membrane exist in the patient's serum, which bind to the target tissues and induce lesion of inflammation based on type II hypersensitivity reaction (J. Exp. Med. 126, 989-1004, 1987). Aside from the characteristics of the above-mentioned clinical feature, the diagnosis of Goodpasture's syndrome is made by proving the deposition of immunoglobulin (hereinafter "Ig") on the kidney glomerular basement membrane, where most of the anti basement membrane antibodies belong to the IgG fraction, and in recent years, it has been identified as an

autoantibody to a part of the α_3 chain of type IV collagen (Cell Mol. Biol. 5, 107-112, 1991).

Moreover, the onset of Goodpasture's syndrome is found in a wide range of age bracket, where without its diagnosis and therapy at the early stage, 80 % of the patients die within a year due to the deterioration of nephrosis, and 30 % of the patients die due to pulmonary hemorrhage. Recently, therapy at the early stage has enabled to increase the average of saving lives of Goodpasture's syndrome to about 50 %, but therapy only with the use of oral steroid agent or oral immunosuppressive drug is insufficient, and using high-dose of predonine pulse therapy is effective for pulmonary hemorrhage. However, pulse therapy is not sufficient for nephrosis, and is said that plasma exchange and high-dose of predonine, with the use of cyclophosphamide at the same time is effective, whereas to serious renal damage, artificial dialysis or renal transplantation is considered.

On the other hand, receptors that recognize and bind to the Fc portion of Ig (hereinafter "FcR") exist on the surface of cells in such as the immune system and the like, and the Fc γ receptor (hereinafter "Fc γ R") among them, which is a receptor protein that binds specifically to the γ chain of IgG in the body fluid, is classified mainly into three types, type I (CD64 antigen), type II (CD32 antigen), and type III (CD16 antigen), based on the similarity of gene structure. Among these, Fc γ RII differs from the other FcRs in that it has low affinity to the IgG of the monomer, binds to the polyvalent IgG that has become an immune complex, and is widely expressed in the hemopoietic stem cells including monocytes, macrophages, polymorphonuclear (PMN) leukocytes, mast cells, platelets,

some of the T cell lymphocytes and B cell lymphocytes. Moreover, three types of receptors having different gene arrangements, Fc γ RIIA, Fc γ RIIB, and Fc γ RIIC, exist in the Fc γ RII, and it is also known that each of the chromosomes are positioned in 1q23.

Unlike the other FcRs, the above-mentioned Fc γ RIIB does not associate with γ chain, and has an amino acid sequence (ITIM: Immunoreceptor Tyrosine-based Inhibition Motif) which transmits suppressive signal to the intracellular domain (Immunol. Rev. 125, 49-76, 1992, Science 256, 1808-1812, 1992). In order to elucidate these physiological functions of Fc γ RIIB, the inventors of the present invention had already constructed Fc γ RIIB-deficient mouse (Nature 379, 346-349, 1996), and constructed arthritis model mouse which is generated by immunizing Fc γ RIIB-deficient mice with type II collagen (J. Exp. Med. 189, 187-194, 1999), and autoimmune disease model mouse (Japanese Laid-Open Patent Publication No.08-289699).

Model animals that are effective in the study on the pathogenesis of Goodpasture's syndrome, where 80 % of the patients die within a year due to the deterioration of nephrosis and 30 % among the patients die due to pulmonary hemorrhage without its diagnosis and therapy at the early stage, and in the development of therapy for Goodpasture's syndrome, had not been known to the present. An object of the present invention is to present a non-human model animal of Goodpasture's syndrome contributing to the treatment of Goodpasture's syndrome where the development of therapy had been delayed due to the lack of adequate disease models to elucidate its onset mechanism, a method for screening a remedy for Goodpasture's syndrome by using the model animal, and a method for diagnosing

Goodpasture's syndrome at the early stage.

SUMMARY OF THE INVENTION

5

According to a first aspect of this invention there is provided a non-human model animal of Goodpasture's syndrome obtained by immunising a non-human animal whose function of immunoglobulin Fc γ receptor IIB gene is deficient on its chromosome type IV collagen.

10

According to a second aspect of the invention there is provided a method for screening a remedy for Goodpasture's syndrome characterized in that test substances are administered to a non-human animal whose function of immunoglobulin Fc γ receptor IIB gene is deficient on its chromosome before or after immunizing or at the same time the said non-human animal is immunized with type IV collagen, and the severity of the expression of Goodpasture's syndrome as an index is evaluated.

15

DISCLOSURE OF THE INVENTION

20

The inventors of the present invention have conducted intensive study to elucidate the physiological functions of Fc γ RIIB, and have discovered that when a mouse whose function of Fc γ RIIB gene is deficient on its chromosome, namely, the Fc γ RIIB knockout mouse, is immunized with type IV collagen, said Fc γ RIIB knockout mouse indicates diagnostic sign of Goodpasture's syndrome, and thus the present invention has been completed.

25

30

The present invention relates to a non-human model animal of Goodpasture's syndrome, especially Goodpasture's syndrome model mouse, which is obtained by immunizing a non-human animal whose function of immunoglobulin Fc γ receptor IIB gene is deficient on its chromosome with type IV collagen or peptide which includes a part of its amino acid sequence.

Moreover, the present invention relates to a method for screening a remedy for Goodpasture's syndrome characterized in that: test substances are administered to a non-human animal whose function of immunoglobulin Fc γ receptor IIB gene is deficient on its chromosome before, after or at the same time it is immunized with type IV collagen; and the severity of the expression of Goodpasture's syndrome as an index is evaluated, a method for screening a remedy for Goodpasture's syndrome characterized in that: test substances are administered to a non-human model animal of Goodpasture's syndrome; and the severity of the expression of Goodpasture's syndrome as an index is evaluated, the above-mentioned method for screening a remedy

5
10
15

for Goodpasture's syndrome characterized in that: a comparative evaluation with the wild-type non-human animal used as a control is made when the severity of the expression of Goodpasture's syndrome as an index is evaluated, the above-mentioned method for screening a remedy for Goodpasture's syndrome characterized in that: the expression of Goodpasture's syndrome is at least one among diffuse alveolar hemorrhage, glomerulonephritis, and the appearance of antikidney glomerular basement membrane antibody, and the above-mentioned method for screening a remedy for Goodpasture's syndrome characterized in that: the non-human animal is a mouse.

In addition, the present invention relates to a method for diagnosing Goodpasture's syndrome at the early stage, wherein a Fc γ receptor IIB gene is extracted from human test cells, and is examined whether there is any deficiency in the function of said gene.

BRIEF EXPLANATION OF DRAWINGS

Fig. 1 is a view showing Goodpasture's syndrome-like alveolar hemorrhage by immunization with type IV collagen.

Fig. 2 is a view showing Goodpasture's syndrome-like glomerulonephritis by immunization with type IV collagen.

Fig. 3 is a graph showing the level of antibody titer of immunization with type IV collagen.

BEST MODE FOR CARRYING OUT THE INVENTION

In the present invention, a "non-human animal whose function of Fc γ RIIB gene is deficient on its chromosome" means

a non-human animal whose function of expressing Fc γ RIIB is impaired by inactivation of endogenous genes of the non-human animal encoding Fc γ RIIB caused by genetic mutation such as destruction, deficiency, substitution or the like. Specific examples of "non-human animal" in the present invention include a rodent such as a mouse or a rat, but are not limited to these examples.

For example, mouse whose function of Fc γ RIIB gene is deficient on its chromosome, namely, the Fc γ RIIB knockout mouse, can be constructed by using the method as previously described (Nature 379, 346-349, 1996) by the present inventors, or the like. Specifically, a gene fragment obtained from a mouse genomic library using methods such as PCR or the like is used to screen the Fc γ RIIB gene, and the Fc γ RIIB gene which had been screened is subcloned by using a viral vector or the like, and is determined by DNA sequencing. A fragment that includes S₂ exon and EC₁ exon of the said clone was substituted with pMC1 neo gene cassette or the like, and a target vector was generated.

The linearized vector was introduced into ES cells by methods such as electroporation or the like, followed by homologous recombination, and ES cells indicating resistance to G418 and the like were selected from said homologous recombinants, and then the clone of said cells were microinjected into the blastocysts of the mice, said blastocysts were returned to the tentative parent mice, and chimeric mice were generated. These chimeric mice were intercrossed with wild-type mice to obtain heterozygous mice, and these heterozygous mice were intercrossed to obtain Fc γ RIIB knockout mice.

In the present invention, type IV collagen is a specific

exemplification of an immunogen used to induce Goodpasture's syndrome to a non-human animal whose function of Fc γ RIIB gene is deficient on its chromosome, however, anything such as a peptide which includes a part of the amino acid sequence of type IV collagen or the like can be used, as long as Goodpasture's syndrome can be induced to the non-human animal whose function of Fc γ RIIB gene is deficient on its chromosome.

In the present invention, a "non-human model animal of Goodpasture's syndrome" can be any kind of non-human animal, as long as it is a non-human animal such as a mouse or the like, which has the combination of three diagnostic signs of diffuse alveolar hemorrhage, glomerulonephritis, and the appearance of antikidney glomerular basement membrane antibody. For example, it can be obtained by immunizing a non-human animal whose function of Fc γ RIIB gene is deficient on its chromosome with type IV collagen.

Examples of methods for screening a remedy for Goodpasture's syndrome in the present invention are: a method in which test substances that are expectants for the remedy for Goodpasture's syndrome are administered to the non-human animal whose function of Fc γ RIIB gene is deficient on its chromosome before or after Goodpasture's syndrome is induced to the non-human animal by immunization with type IV collagen; or at the same time Goodpasture's syndrome is induced to the non-human animal by immunization with type IV collagen; and the severity of the expression of Goodpasture's syndrome (appearance of diagnostic signs) as an index is evaluated, and a method in which test substances that are expectants for the remedy for Goodpasture's syndrome are administered to the Goodpasture's syndrome non-human model animal; and the severity

of the expression of Goodpasture's syndrome as an index is evaluated.

In addition, when evaluating the severity of the expression of Goodpasture's syndrome as an index, a wild-type non-human animal of the same species as the non-human model animal of Goodpasture's syndrome can be used as a control, and a comparative evaluation of the severity of the expression of Goodpasture's syndrome between the non-human model animal of Goodpasture's syndrome and the wild-type non-human animal of the same species used as a control can be made.

As an index of the severity of expression (appearance of diagnostic signs) of Goodpasture's syndrome, at least one among diffuse alveolar hemorrhage in the pulmonary tissues, glomerulonephritis in the renal tissues, and the appearance of antikidney glomerular basement membrane antibody can be favorably exemplified, including other examples such as the expression of anti basement membrane antibody depositing in the pulmonary alveoli, serum creatinine level, the glomus filtration value, or the like. Evaluating at least one of these indexes can screen the remedy for Goodpasture's syndrome.

In the present invention, a specific method for diagnosing Goodpasture's syndrome at the early stage is to extract Fc γ RIIB gene from human test cells, and examine whether there is any deficiency in the function of said gene. Examples of human test cells used as Fc γ RIIB gene source are macrophages, mast cells, B cells, dendritic cells and the like, and an example of a method for examining whether there is any deficiency in the function of Fc γ RIIB gene is to express the cloned Fc γ RIIB gene in the human cell line by ordinary method, and examine the function of Fc γ RIIB of the expression product, such as the

binding to IgG immune complex. Onset of Goodpasture's syndrome is possible when there is a deficiency in the function of Fc γ RIIB in the expression product, and as mentioned above, a method for diagnosing Goodpasture's syndrome at the early stage becomes possible by examining whether there is any deficiency in the function of Fc γ RIIB gene.

The present invention will now be explained more specifically with the following examples, however, the technical scope of the invention is not limited to these examples.

Reference (Generation of Fc γ RIIB-deficient mice)

A genomic DNA clone for Fc γ RIIB gene was isolated by screening a 129/Sv/J-lineage-derived mouse genomic DNA library. A targeting vector was constructed by replacing a 2.65 Kb fragment which includes two separate exons of S₂ and EC₁ of said clone to a pMC1 neo gene cassette (Toyobo Co., Ltd.). This linearized vector was introduced into ES cells (J1) by electroporation, and was homologously recombined.

The ES clone was isolated from the ES cells that were homologously recombined as mentioned above, a neomycin-resistant ES clone was screened to G418 and GANC (ganciclovir), and homologous recombinants were identified by Southern blot. Genomic DNA isolated from the identified homologous recombinants was digested with Hind III, and the existence of targeting allele containing pMC1 neo gene cassette was confirmed. The said identified ES clone was microinjected into the blastocysts to generate chimeric mice, and the generated mice were intercrossed with wild-type C57BL/6J mice to obtain heterozygous mice, then these heterozygous mice were

intercrossed to obtain homozygous mice, and mice whose Fc γ RIIB gene is deficient on its chromosome and its wild-type mice were generated.

Example 1. (Construction of Goodpasture's syndrome model mice)

A Cellmatrix IV (Nitta Gellatin, Inc.) prepared from bovine crystalline lens at 3 mg/ml protein concentration in 1 mM HCL solution (pH 3.0), was added NaOH to a final concentration of 1 mM, to generate type IV collagen (pH 8.0). Two types of emulsions were generated by mixing 3mg/ml of said type IV collagen (pH 8.0) and 3 mg/ml of complete Freund's adjuvant (CFA) comprised of liquid paraffin, surface-active agent, and dead Mycobacterium tuberculosis in a connected syringe, and by mixing 3mg/ml type IV collagen (pH 8.0) and 3mg/ml incomplete Freund's adjuvant (IFA) comprised of liquid paraffin and surface-active agent in a connected syringe.

The Fc γ RIIB gene deficient mice (eight weeks of age: gender at randomly chosen) generated from the method described in the above-mentioned reference were anesthetized by ether and its tail base were shaved, and 100 μ l emulsion containing 150 μ g each of type IV collagen and CFA were injected to the mice's skin for primary immunization. After the primary immunization, on day 14, day 28, and day 42, 100 μ l emulsion containing 150 μ g each of type IV collagen and IFA were injected to their skin, the mice were killed on day 56, and the pulmonary tissues and renal tissues were extracted. In addition, wild-type mice were used as a control.

As shown in Fig.1, Fc γ RIIB gene deficient mice immunized with type IV collagen (Fc γ RIIB^{-/-}), compared to control wild-type mice (WT), showed remarkable signs of alveolar

hemorrhage in the pulmonary tissues at a wide range including the infiltration of inflammatory cells such as macrophages, neutrophils, and the like. In addition, as shown in Fig.2, degeneration of glomus and proximal renal tubule in the renal tissues were displayed and renal lesion mainly as glomerulonephritis occurred. From these results, it can be understood that Goodpasature's syndrome model mice can be obtained by immunizing Fc γ RIIB gene deficient mice with type IV collagen.

Example 2 (Examination of antibody titer to type IV collagen)

After each of Fc γ RIIB knockout mice, FcR γ knockout mice, and wild-type mice were immunized with type IV collagen, blood was extracted from the orbit after a set period of time, and the antibody titer to type IV collagen was tested by the following method, where improvement had been added to the ELISA analysis previously described (Cell. Immunol. 145, 299-310, 1992).

20 μ g type IV collagen was lysed in 1 ml phosphate buffered solution (PBS), and this lysate solution was used at 50 μ l/well, and after coating a 96-well microplate (Falcon; Becton Dickinson Labware) at 4°C for overnight, was washed three times with PBS containing 0.05% Tween 20 and 0.1% BSA, and then blocked with PBS containing 0.2% BSA at 250 μ l/well at 4°C overnight.

The serum obtained from the blood mentioned above was then diluted to 400 to 20000 times, and the diluted serum was added to the aforementioned 96-well microplate at 50 μ l/well, and allowed to react at 4°C overnight. After the reaction, the 96-well microplate was washed three times with PBS containing 0.05 % Tween 20, added 50 μ l of horseradish peroxidase (Sigma

Chemical Co.)-conjugated goat anti-mouse IgG1, IgG2a, or IgG2b diluted to 200 times, and was then incubated at 4°C for 2 hours. After incubation, it was washed again three times with PBS containing 0.05% Tween 20, and developed enzyme reaction at room temperature for 30 minutes with 0.1 ml of True Blue Peroxidase Substrate (Kirkegaard & Perry Labs). The OD 450 was then read by using a Microplate Reader (Biolumin960; Molecular Dynamics Japan, Inc.). The results are shown in Fig. 3.

From these results, increase in antibody titer to type IV collagen (IgG1, IgG2a, IgG2b or IgM) can be seen in Fc γ RIIB knockout mice (IIB-KO), compared to Fc γ RIIB knockout mice (γ -KO) and wild-type mice (Wild), and since this is not inconsistent with the observations to Goodpasture's syndrome, it was found that Goodpasture's syndrome model mouse was generated.

INDUSTRIAL APPLICABILITY

According to the present invention, a non-human model animal of Goodpasture's syndrome, a method for screening a remedy for Goodpasture's syndrome using the model animal, and a method for diagnosing Goodpasture's syndrome at the early age can be provided, which leads to the therapy of Goodpasture's syndrome, where the development of therapy had been delayed due to the lack of adequate disease models for elucidating its onset mechanism.

The claims defining the invention are as follows:

1. A non-human model animal of Goodpasture's syndrome obtained by immunising a non-human animal whose function of immunoglobulin Fc γ receptor IIB gene is deficient on its chromosome with type IV collagen.

2. The non-human model animal of Goodpasture's syndrome according to claim 1, wherein the non-human animal is a mouse.

3. A method for screening a remedy for Goodpasture's syndrome characterized in that test substances are administered to a non-human animal whose function of immunoglobulin Fc γ receptor IIB gene is deficient on its chromosome before or after immunizing or at the same time the said non-human animal is immunized with type IV collagen, and the severity of the expression of Goodpasture's syndrome as an index is evaluated.

4. A method for screening a remedy for Goodpasture's syndrome characterized in that test substances are administered to the non-human model animal of Goodpasture's syndrome according to claim 1 or claim 2 and the severity of the expression of Goodpasture's syndrome as an index is evaluated.

5. The method for screening a remedy for Goodpasture's syndrome according to claim 3 or claim 4, wherein a comparative evaluation with a wild-type non-human animal used as a control is made when evaluating the severity of the expression of Goodpasture's syndrome as an index.

6. The method for screening a remedy for Goodpasture's syndrome according to any one of claims 3 to 5, wherein at least one among diffuse alveolar haemorrhage, glomerulonephritis, and the appearance of antikidney glomerular basement membrane is found in the expression of Goodpasture's syndrome.

7. The method for screening a remedy for Goodpasture's syndrome according to any one of claims 3 to 6, wherein the non-human animal is a mouse.

8. A non-human model animal of Goodpasture's syndrome, said animal substantially as hereinbefore described with reference to example 1 or example 2.

9. A process for producing a non-human model animal of Goodpasture's syndrome, said animal substantially as hereinbefore described with reference to example 1 or example 2.

10. A non-human model animal of Goodpasture's syndrome prepared by the process of claim 9.

5

Dated 4 December 2003
Japan Science and Technology Agent

10

Patent Attorneys for the Applicant/Nominated Person
SPRUSON & FERGUSON

SPRUSON & FERGUSON

Fig.1

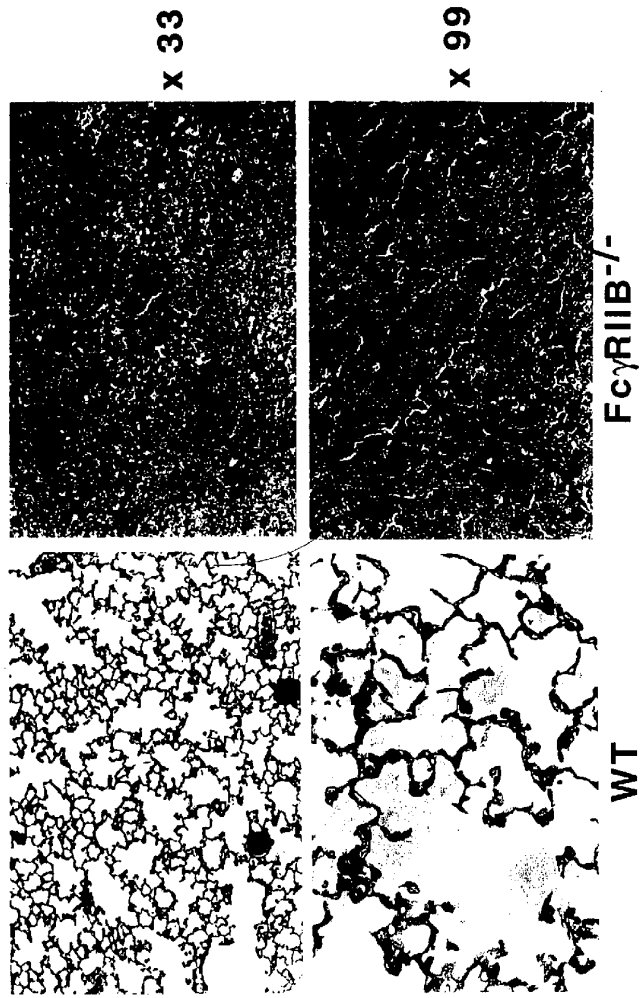
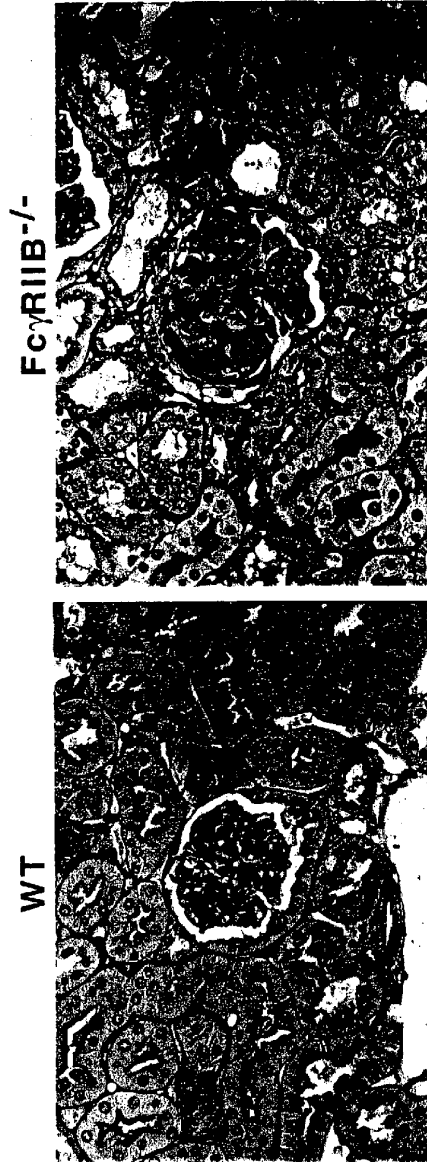


Fig.2



x 100

Fig. 3

