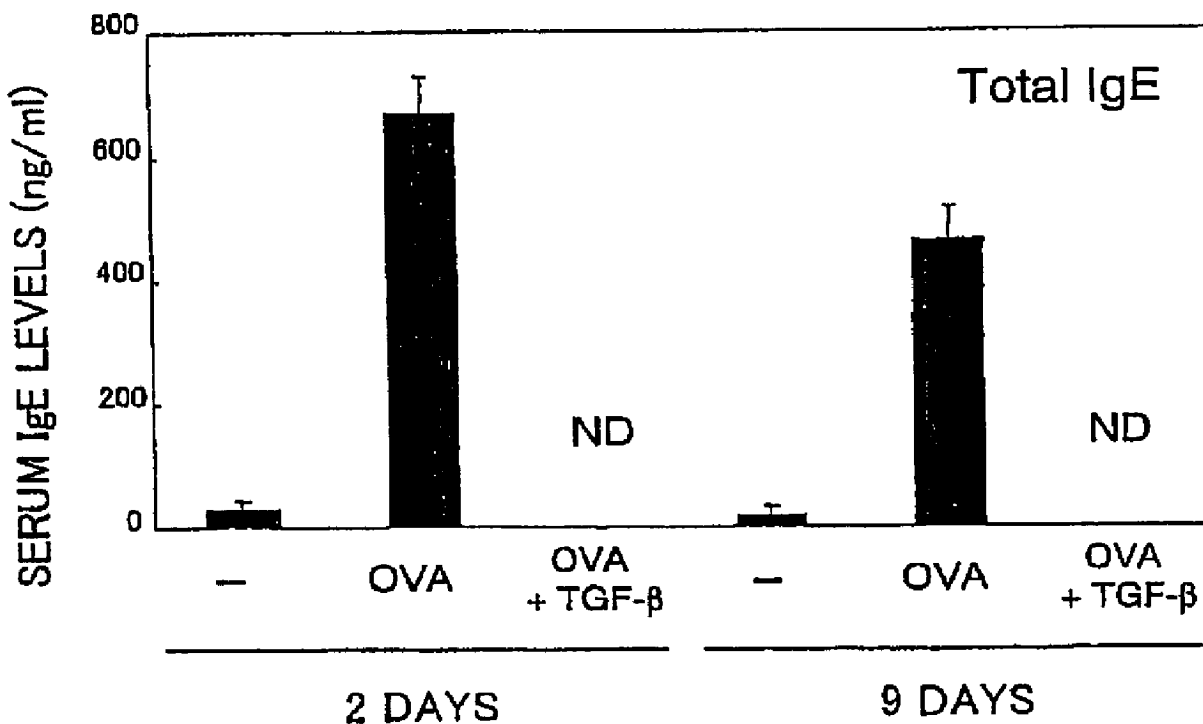




(22) Date de dépôt/Filing Date: 2006/03/01  
(41) Mise à la disp. pub./Open to Public Insp.: 2007/02/28  
(45) Date de délivrance/Issue Date: 2013/09/24  
(30) Priorité/Priority: 2005/08/31 (JP2005-252912)

(51) Cl.Int./Int.Cl. *A61K 38/18* (2006.01),  
*A23L 1/305* (2006.01), *A61P 37/08* (2006.01)  
(72) Inventeur/Inventor:  
NAKAO, ATSUHITO, JP  
(73) Propriétaire/Owner:  
YAMANASHI UNIVERSITY, JP  
(74) Agent: OSLER, HOSKIN & HARCOURT LLP

(54) Titre : PRODUIT ALIMENTAIRE CONTENANT DU TGF-β1, MEDICAMENT POUR ADMINISTRATION ORALE  
CONTENANT DU TGF-β1 ET METHODE DE TRAITEMENT DES ALLERGIES FAISANT APPEL AU TGF-β1  
(54) Title: DIET PRODUCT, ORAL DRUG AND METHOD FOR TREATING ALLERGIES USING TGF-β1



(57) Abrégé/Abstract:

The invention provides an allergy prevention method or treatment method, diets and oral drugs enabling prevention/treatment of allergic symptoms without trouble such as systemic adverse reaction, immune deficiency and the like caused by transdermal/intravenous administration of TGF-β. The allergy prevention method or treatment method is to orally administer 100 μg/kg or more of transforming growth factor-beta (TGF-β) relative to a weight of an administration target body and thereby selectively suppress Th2 immune response, while with respect to the diets and oral drugs, the content is set to contain an effective amount of transforming growth factor-beta (TGF-β) therein.



## ABSTRACT

The invention provides an allergy prevention method or treatment method, diets and oral drugs enabling prevention/treatment of allergic symptoms without  
5 trouble such as systemic adverse reaction, immune deficiency and the like caused by transdermal/intravenous administration of TGF- $\beta$ . The allergy prevention method or treatment method is to orally administer 100  $\mu\text{g}/\text{kg}$  or more of transforming growth factor-beta (TGF- $\beta$ )  
10 relative to a weight of an administration target body and thereby selectively suppress Th2 immune response, while with respect to the diets and oral drugs, the content is set to contain an effective amount of transforming growth factor-beta (TGF- $\beta$ ) therein.

DIET PRODUCT, ORAL DRUG AND METHOD FOR  
TREATING ALLERGIES USING TGF- $\beta$ 1

BACKGROUND OF THE INVENTION

5 Field of the Invention

The present invention relates to an allergy prevention method or treatment method, diet and oral drug, and more particularly, to an allergy prevention method or treatment method, diet and oral drug that modify immune response different from that of transdermal/intravenous administration by oral administration.

10

Description of the related art

Transforming growth factor- $\beta$  (TGF- $\beta$ ) is one of bioactive cytokines, identified during the 1980s, contained abundantly in human milk, and a multifunctional cytokine that regulates cell growth, survival and differentiation, which is disclosed in "Transforming growth factor-beta (TGF- $\beta$ ) in human milk", Clin Exp Immunol Vol. 94(1):220-224, 1993 Oct.

15

20

TGF- $\beta$  is considered an essential molecule in survival of living being, because the gene arrangement is conserved with excellence in fly, frog, mouse, human and the like, a TGF- $\beta$  receptor exists in almost all the cells in the body, and mice with artificially lacked TGF- $\beta$  (gene knockout mice) die during a fetal period.

25

From previous epidemiological studies, it is

reported that an amount of TGF- $\beta$  taken from human milk is inversely proportional to a rate of crisis of allergic diseases such as atopic dermatitis during infancy (see "TGF- $\beta$  in human milk is associated with wheeze in infancy", J Allergy Clin Immunol Vol.112(4):723-728, 2003 Oct.), and that the rate of crisis of allergic diseases of infants decreases when mothers take probiotics during pregnant and lactation, where the result is associated with the amount of TGF- $\beta$  in human milk.

Further, for the purpose of prevention and treatment of diseases, studies of TGF- $\beta$  transdermal/intravenous administration have been performed on various zoonoses mice. There are also examples that clinical tests are actually performed for the purpose of prevention and treatment of human diseases.

However, disease prevention/treatment effects of TGF- $\beta$  transdermal/intravenous administration have not been determined, and there remain many issues to overcome by practical use as a drug, such as weakness of the action to diseases, systemic adverse reaction provoked by administration of TGF- $\beta$  and the like.

Allergic diseases such as pollinosis, bronchial asthma, atopic dermatitis, allergic asthma and the like grow year after year, and are becoming a social issue.

In recent years, the food allergy has also surged mainly among infants. They develop eczema and/or hives by intake of an allergy causal substance contained in

a diet, and in the serious case, may die by anaphylactic shock. Causal substances of the food allergy depend on individuals, but are usually familiar foods such as milk, egg, wheat, rice, buckwheat noodle, seafood and the like.

5 It is difficult to manage to live while completely keeping away from the allergy causal substances in modern society.

The inventor of the present invention noted the report (see "TGF- $\beta$  in human milk is associated with wheeze in infancy", J Allergy Clin Immunol Vol.112(4):723-728, 10 2003 Oct.) that the intake of TGF- $\beta$  from human milk is inversely proportional to the number of crises of asthma of infants, and proceeded with empirical researches to prevent and/or treat food allergic diseases by oral administration of TGF- $\beta$ .

15 It has conventionally been considered that orally taken protein molecules are decomposed in gastrointestinal and do not exert the action systemically, and sufficient verification has not been performed also on TGF- $\beta$ . The inventor of the invention found that as a result of 20 verification of effects of TGF- $\beta$  oral administration on the immune system using model animals, when high-dose TGF- $\beta$  is orally administered, TGF- $\beta$  is not decomposed, and modifies immune response in a manner specific to oral administration different from that in conventional 25 transdermal/intravenous administration.

In the case of conventional transdermal/intravenous administration, while Th2 immune response (production

of IgE antibody and the like) involved in the allergy reaction is suppressed, Th1 immune response to the cancer and infection (cell immunity such as the defense reaction to cancer cells and pathogens) is also suppressed. The immune response is thus totally suppressed by administration of TGF- $\beta$ , and there is the risk of immune deficiency.

The inventor verified the effects exerted on the systemic immune system by orally administering TGF- $\beta$  to food allergy model mice. In the stage prior to verification, it was expected that TGF- $\beta$ , protein molecule, is decomposed in gastrointestinal, and does not exhibit the immune suppression effect as in transdermal/intravenous administration. However, actually, orally administered TGF- $\beta$  selectively suppressed only Th2 immune response involved in the allergic reaction, while enhancing Th1 immune response to the cancer and infection, and thus exhibited the immune suppression effect different from that in transdermal/intravenous administration. Therefore, the inventor found that TGF- $\beta$  is a protein molecule, but when orally administered, is not decomposed in gastrointestinal, and that orally administered TGF- $\beta$  modifies specific immune response, and reached completion of the invention.

#### BRIEF SUMMARY OF THE INVENTION

It is an object of the invention to provide an allergy prevention method or treatment method, diets and oral drugs enabling prevention/treatment of allergic symptoms without trouble such as systemic adverse reaction, immune deficiency and the like caused by transdermal/intravenous administration of TGF- $\beta$ .

In other words, it is a feature of the allergy prevention method or treatment method of the invention selectively suppressing Th2 immune response by orally administering 100  $\mu\text{g}/\text{kg}$  or more of transforming growth factor-beta (TGF- $\beta$ ) relative to a weight of an administration target body.

According to this method, Th2 immune response is selectively suppressed, and it is thereby possible to prevent crises of allergic symptoms, and alleviate or treat already developed allergic symptoms.

Further, in the method of suppressing Th2 immune response, while maintaining or enhancing Th1 immune response, as well as prevention or treatment of allergy, such a method can be used in prevention and treatment of various diseases such as cancers and infections.

Furthermore, it is another feature of the allergy prevention method or treatment method of the invention orally administering TGF- $\beta$  simultaneously with intake of a causal substance of a food allergy. According to this method, it is possible to prevent crises of allergic symptoms such as eczema, hives, anaphylactic shock and

the like caused by intake of the causal substance of a food allergy.

A diet of the invention is selected from a group consisting of foods, health foods, functional foods, dietary supplements, foods for specified health use and quasi drugs characterized by selectively suppressing Th2 immune response by containing a predetermined amount of transforming growth factor-beta (TGF- $\beta$ ). By this means, high-dose TGF- $\beta$  is orally taken by intake of the food, Th2 immune response is selectively suppressed, and it is thereby possible to prevent and alleviate allergic symptoms.

Further, in diets characterized by suppressing Th2 immune response while maintaining or enhancing Th1 immune response, as well as the effect of preventing and alleviating the allergy, it is possible to exert effects of preventing various diseases such as cancers and infections, maintaining health, and the like.

Furthermore, it is a feature of the diets of the invention that a predetermined amount of transforming growth factor-beta (TGF- $\beta$ ) is added to foods and the like each containing a causal substance of a food allergy.

An oral drug of the invention is selected from a group consisting of allergy preventive drugs, allergy treatment drugs, immune activation drugs, antitumor drugs, antiinfectants, and antiviral drugs characterized by selectively suppressing Th2 immune response by containing



a predetermined amount of transforming growth factor-beta (TGF- $\beta$ ). By this means, orally administered high-dose TGF- $\beta$  suppresses Th2 immune response, and can thus be used in preventing and/or treating allergic symptoms.

5 Further, in oral drugs characterized by selectively suppressing Th2 immune response while maintaining or enhancing Th1 immune response, as well as the effect of preventing and alleviating the allergy, it is possible to use in preventing and/or treating symptoms of various  
10 diseases such as cancers and infections, and the like.

Furthermore, an oral drug of the invention is selected from a group consisting of immune activation drugs, antitumor drugs, antiinfectants, and antiviral drugs characterized by enhancing Th1 immune response by  
15 containing a predetermined amount of transforming growth factor-beta (TGF- $\beta$ ). By this means, since the immunity is enhanced by administration of TGF- $\beta$ , it is possible to use in preventing and/or treating symptoms of various diseases such as cancers and infections, and the like.

20 According to the invention, by orally administering high-dose TGF- $\beta$ , it is possible to prevent or treat allergic diseases without trouble such as adverse reaction, immune deficiency and the like developing in transdermally/intravenously administrating TGF- $\beta$ .  
25 Further, by taking TGF- $\beta$  simultaneously with an allergy causal substance, it is possible to prevent crises of food allergic symptoms.

Furthermore, such administration is used in diets having effects of preventing allergic symptoms and various diseases such as cancers and infections and/or maintaining health, and in oral drugs used in preventing  
5 or treating allergic symptoms and various diseases.

#### BRIEF DESCRIPTION OF THE DRAWINGS

The above and other objects and features of the invention will appear more fully hereinafter from a  
10 consideration of the following description taken in connection with the accompanying drawing wherein one example is illustrated by way of example, in which;

FIG.1A is a graph illustrating suppression of production of serum IgE antibody by orally administered  
15 TGF- $\beta$  of Embodiment 1;

FIG.1B is a graph illustrating suppression of production of serum IgE antibody by orally administered TGF- $\beta$  of Embodiment 1;

FIG.2 is a graph illustrating effects of orally  
20 administered TGF- $\beta$  on production of bioactive molecules (IgG antibody, IL-4, IL-12 and IFN- $\gamma$ );

FIG.3A is a graph illustrating effects of intravenously administered anti-TGF- $\beta$  antibody on the immune system by orally administered TGF- $\beta$ ;

25 FIG.3B is a graph illustrating effects of intravenously administered anti-TGF- $\beta$  antibody on the immune system by orally administered TGF- $\beta$ ;

FIG.4A is a graph illustrating suppression of production of serum IgE antibody by intravenously administered TGF- $\beta$ ;

FIG.4B is a graph illustrating suppression of  
5 production of serum IgG2 antibody by intravenously administered TGF- $\beta$ ;

FIG.5A is a graph illustrating a treatment effect on allergic symptom (eczema) by orally administered TGF- $\beta$  of Embodiment 2; and

10 FIG.5B is a graph illustrating suppression of production of IgE antibody by orally administered TGF- $\beta$  of Embodiment 2.

#### DETAILED DESCRIPTION OF THE INVENTION

15 The invention is of an allergy prevention method or treatment method of selectively suppressing Th2 immune response by orally administering 100  $\mu\text{g}/\text{kg}$  or more of transforming growth factor-beta (TGF- $\beta$ ) relative to a weight of an administration target body. Further, the  
20 invention is of an allergy prevention method or treatment method characterized by suppressing Th2 immune response while maintaining or enhancing Th1 immune response by orally administering the TGF- $\beta$ .

The oral administration amount of 100  $\mu\text{g}/\text{kg}$  or more  
25 of the TGF- $\beta$  indicates an intake of TGF- $\beta$  per day, and was calculated based on experimental data of the inventor of the invention and so on.

An administration amount of TGF- $\beta$  useful as the allergy prevention method or treatment method is preferably set at a range of 100  $\mu\text{g}/\text{kg}$  to 500  $\mu\text{g}/\text{kg}$  relative to a weight of an administration target body, and more preferably, at a range of 150  $\mu\text{g}/\text{kg}$  to 250  $\mu\text{g}/\text{kg}$  relative to a weight of an administration target body.

It is considered that since TGF- $\beta$  is abundantly contained in human milk and taken during infancy to grow the infant, the human has a pathway to metabolize orally taken TGF- $\beta$ . TGF- $\beta$  can thus be considered safe in oral administration within the range of an intake such that the human takes TGF- $\beta$  from human milk during infancy.

Further, TGF- $\beta$  has high preservation stability among different species, and it is confirmed in conventional studies that TGF- $\beta$  reacts mutually between different species. It is therefore considered that oral administration of TGF- $\beta$  of foreign origin has the same effect as that of TGF- $\beta$  of human origin. However, in terms of safety, it is preferable that TGF- $\beta$  used in allergy suppression and/or treatment drugs, medical components, and diets of the invention is TGF- $\beta$  of human origin.

Although there are significant differences depending on bodies and seasons to take human milk, an amount of TGF- $\beta$  contained in human milk ranges from 500 ng/ml to 1500 ng/ml, and a maximum intake of TGF- $\beta$  relative to the weight is 200  $\mu\text{g}/\text{kg}$  calculated from a weight of an infant to take the milk, a milk intake per day and

the like. It is thus estimated that approximately maximum 200  $\mu\text{g}/\text{kg}$  of TGF- $\beta$  can be orally administered safely to the human relative to a weight of an administration target body.

5           It is a feature of the allergy prevention method and treatment method of the invention orally administering TGF- $\beta$  simultaneously with intake of a causal substance of a food allergy. However, provided that TGF- $\beta$  is passed through digestive-system organs such  
10 as gastrointestinal substantially simultaneously with the causal substance, TGF- $\beta$  may be administered before or after intake of the causal substance.

          Further, it is considered that the human is not only a target for the allergy prevention method or treatment  
15 method of the invention, and that the invention is applicable to mammals whose milk contains TGF- $\beta$ .

          The invention is of a diet selected from a group consisting of foods, health foods, functional foods, dietary supplements, foods for specified health use and  
20 quasi drugs characterized by selectively suppressing Th2 immune response by containing a predetermined amount of transforming growth factor-beta (TGF- $\beta$ ). Further, the invention is of a diet characterized by suppressing Th2 immune response while maintaining or enhancing Th1 immune  
25 response by oral administration of the TGF- $\beta$ . Furthermore, the invention is of a diet characterized by enhancing Th1 immune response by oral administration

of the TGF- $\beta$ .

Specific examples of the diet include dairy products such as artificial milk and ready-made food for infants, daily products such as yoghurt, milk beverages and the like, confectionaries, noodle and grains, convenience  
5 foods, supplements and the like.

Among diets containing a food allergy causal substance are beverages such as milk, yoghurt and the like, confectionaries such as chocolate, biscuit, pudding  
10 and the like, powders such as pancake mix, flour, rice cake and the like, noodles such as buckwheat noodle, wheat noodle and the like, and so on.

By adding a predetermined amount of TGF- $\beta$  to diets containing causal substances of food allergies beforehand  
15 by mixing, blending or the like, when the diet containing the causal substance of the food allergy is taken erroneously, it is possible to prevent a crisis of allergic symptoms. Particularly, this method is effective on an anaphylactic shock symptom and the like that are lethal  
20 allergic symptoms caused by intake.

The predetermined amount is set in consideration of types of diets, intake per day, age of an administration target body and like, and it is preferable that a total intake of TGF- $\beta$  per day is set at 100  $\mu\text{g}/\text{kg}$  or more relative  
25 to a weight of an administration target body. Particularly, in terms of safety, it is preferable that a total intake of TGF- $\beta$  per day is set at a range of 100

µg/kg to 200 µg/kg relative to a weight of an administration target body.

As in the allergy prevention method or treatment method, a maximum intake of TGF-β of an infant per day is 200 µg/kg, and therefore, it is estimated that a total  
5 intake of maximum 200 µg/kg per day relative to a weight of a target body can be taken safely as a diet.

The invention is of an oral drug selected from a group consisting of allergy preventive drugs, allergy  
10 treatment drugs, immune activation drugs, antitumor drugs, antiinfectants, and antiviral drugs characterized by selectively suppressing Th2 immune response by containing transforming growth factor-beta (TGF-β) in a range of 100 µg/day to 100 mg/day in administration. Further, the  
15 invention is of an oral drug characterized by suppressing Th2 immune response while maintaining or enhancing Th1 immune response by oral administration of the TGF-β. Furthermore, the invention is of an oral drug characterized by enhancing Th1 immune response by oral  
20 administration of the TGF-β.

Among forms of the oral drug are pill, granule, capsule, suspension and the like.

The predetermined amount is set in consideration of an age and weight of an administration target body,  
25 symptoms and diseases targeted for prevention and/or treatment and like, and it is preferable that an intake of TGF-β per day or per dose is set at 100 µg/kg or more

relative to a weight of an administration target body. An intake of TGF- $\beta$  per day or per dose is preferably set at a range of 100  $\mu\text{g}/\text{kg}$  to 500  $\mu\text{g}/\text{kg}$  relative to a weight of an administration target body, and more preferably, at a range of 100  $\mu\text{g}/\text{kg}$  to 200  $\mu\text{g}/\text{kg}$  relative to the weight, particularly, in terms of safety.

As in the allergy prevention method or treatment method, a maximum intake of TGF- $\beta$  of an infant per day is 200  $\mu\text{g}/\text{kg}$ , and therefore, it is estimated that an intake of maximum 200  $\mu\text{g}/\text{kg}$  per day or per dose relative to a weight of an administration target body can orally be administered safely as an oral drug.

From previous experiments, an administration amount per day or per dose of TGF- $\beta$  verified to have prevention and treatment effects ranges from 100  $\mu\text{g}/\text{kg}$  to 500  $\mu\text{g}/\text{kg}$  relative to a weight of an administration target body, and application to oral drugs are expected as prevention/treatment drugs of various diseases. However, as described above, since an administration amount for the human estimated to be safe is up to 200  $\mu\text{g}/\text{kg}$  relative to a weight of an administration target body, thorough clinical studies on adverse reaction and the like are considered necessary for oral administration of TGF- $\beta$  ranging from 200  $\mu\text{g}/\text{kg}$  to 500  $\mu\text{g}/\text{kg}$  or exceeding 500  $\mu\text{g}/\text{kg}$  relative to a weight of an administration target body.

Embodiments of the invention will be described below based on Examples, but the invention is not limited to



these Embodiments.

\*Embodiment 1: Prevention of symptoms of a food allergy by administered high-dose TGF- $\beta$   
<Suppression of production of IgE antibody>

5           Using ovalbumin (OVA) specific T cell receptor (TCR) transgenic mice (DO11.11mice), verified was the effect of preventing allergic symptoms of orally administered TGF- $\beta$ .

10           The transgenic mice (DO11.10 mice) are of a model mouse for food allergy such that repeated OVA oral administration induces OVA-specific IgE (immune globulin E) production in blood and an anaphylactic shock after an intravenous injection of OVA (Shida et al., J Allergy Clin Immunol vol.105:788, 2000).

15           The food allergy model mice (DO11.10, 6-8 weeks old, weight of 20 to 30 grams) were fed with 100 mg OVA (Sigma Chemical Inc.) plus control vehicle or with 100 mg OVA and 5  $\mu$ g TGF- $\beta$  (R&D Inc.) every other day repeatedly for a total of six times. Two days (nine days) after the last  
20           feeding, serums of total three mice including model mice of respective cases and a model mouse without feeding of OVA as a control were taken, and production amounts of IgE antibody were measured by ELISA (Enzyme Linked Immuosorbent assay).

25           As shown in FIG.1A, IgE antibody remarkably increased in the model mouse fed with OVA plus vehicle, while IgE antibody was not detected in the serum of the

model mouse fed with TGF- $\beta$  simultaneously with OVA. It is thus considered that TGF- $\beta$  orally administered simultaneously with OVA provoking the allergy suppressed production of IgE antibody. Further, this result was the same as in nine days after the last feeding, and therefore, suppression of production of IgE antibody by TGF- $\beta$  is not considered transient.

FIG.1B shows a result of measuring the amount of production of OVA specific IgE antibody in the serum using PCA (Passive Cutaneous Anaphylaxis). As in the result of ELISA of FIG.1A, it is understood that TGF- $\beta$  suppressed production of OVA specific IgE antibody.

<Suppression of production of molecule involved in immune response>

FIG.2 shows results of measurements of concentrations in serum and production amounts in spleen cells of mice with respect to five molecules involved in immune response except IgE antibody (OVA-specific IgG antibody and cytokines): IgG1 (immunoglobulin G1), IgG2a (immunoglobulin Ga), IL-4 (inteleukin-4), IFN- $\gamma$  (interferon- $\gamma$ ) and IL-12 (inteleukin-12).

Amounts of OVA-specific IgG1 antibody and IgG2a antibody in serums of model mice were assessed in optical density (OD unit) by ELISA, and results were obtained that simultaneous administration of TGF- $\beta$  suppressed production of IgG1 antibody considered involved in Th2 immune response (allergic reaction and the like) as in

IgE (upper left in FIG.2), while increasing, rather than suppressing, the production amount by more than two times of IgG2a antibody considered involved in Th1 immune response (protective immunity against the cancer and injection and the like) (upper right in FIG.2).

Further, the result was obtained that administration of TGF- $\beta$  suppressed the amount of production in mouse spleen cell of IL-4 that specifically produces IgE antibody, while enhancing amounts of production in mouse spleen cell of interferon  $\gamma$  (IFN- $\gamma$ ) considered involved in antiviral action, immune enhancement action and antitumor action and of IL-12 considered activating NK cells and cell immunity, as in IgG2a antibody (lower stage in FIG.2).

From the results as described above, it was clarified that high-dose administration of TGF- $\beta$  selectively suppresses production of bioactive molecules involved in Th2 immune response, while enhancing production of bioactive molecules involved in Th1 immune response.

#### <Effect of anti-TGF- $\beta$ antibody>

The food allergy model mice (DO11.10, 6-8 weeks old, weight of 20 to 30 grams) were given feeding with 100 mg OVA plus control vehicle, subcutaneous injection of 100 mg OVA, 5  $\mu$ g TGF- $\beta$  and IgG antibody (control antibody), or subcutaneous injection of 100 mg OVA, 5  $\mu$ g TGF- $\beta$  and anti-TGF- $\beta$  antibody (<TGF- $\beta$  Ab) every other day repeatedly for a total of six times. Two days (nine days)

after the last feeding, serums of total three mice including respective model mice were taken, and production amounts of IgE antibody were measured by ELISA and PCA, while production amounts of IgG2a antibody were measured by ELISA. The results are shown in FIGs.3A and 3B.

As shown in FIGs.3A and 3B, it is understood that anti-TGF- $\beta$  antibody administered by subcutaneous injection inhibited both the suppression of production of IgE antibody and the enhancement of production of IgG2 antibody by orally administered TGF- $\beta$ . From the results, it is confirmed that TGF- $\beta$  orally administered and absorbed/metabolized from gastrointestinal suppresses Th2 immune response involving IgE antibody, while enhancing Th1 immune response involving IgG2.

From the results as described above, it is considered that orally administered TGF- $\beta$  is not decomposed in gastrointestinal, and metabolized in a different pathway from that of transdermally/intravenously administered TGF- $\beta$  to modify immune response.

<Suppression of anaphylactic shock>

The allergic disease model mice (D011.10, 6-8 weeks old, weight of 20 to 30 grams) were given feeding or injection with 100 mg OVA plus control vehicle, 100 mg OVA and 5  $\mu$ g TGF- $\beta$ , or 5  $\mu$ g TGF- $\beta$  every other day for a total of six times. Two days after the last feeding, OVA was intravenously injected, and Table 1 shows results

of observation on whether or not an anaphylactic shock was developed.

[Table 1]

Mice	No. of the mice showing anaphylactic reaction			
	-	+	++	+++
control	4	0	0	0
OVA	0	1	4	1
OVA + TGF- $\beta$ 1	4	2	0	0
TGF- $\beta$ 1	4	0	0	0

Six model mice were examined on each of conditions of 100 mg OVA plus control vehicle, and 100 mg OVA and 5  $\mu$ g TGF- $\beta$ , and four model mice were examined on each of conditions of control (without feeding) and 5  $\mu$ g TGF- $\beta$ .

Almost all of the mice fed with only OVA developed fetal anaphylactic shocks of level "++" to "+++". In contrast thereto, it was clarified that the model mice fed with orally administered TGF- $\beta$  were suppressed to an almost no shock state of level "-" to "+".

From the results, it was clarified that the anaphylactic shock that is a severe allergic symptom can be suppressed by orally administering high-dose TGF- $\beta$  simultaneously with an allergy causal substance.

<Comparison with transdermal/intravenous

administration>

As comparative experiments with conventional transdermal/intravenous administration, the allergic disease model mice (DO11.10, 6-8 weeks old, weight of 5 20 to 30 grams) were given feeding and a subcutaneous injection of 100 mg OVA and 5  $\mu$ g TGF- $\beta$  every other day for a total of six times. Two days after the last feeding, amounts of production of serum IgE antibody were measured by PCA, and amounts of production of serum IgG2a antibody 10 were measured by ELISA. The results are shown in FIGs. 4A and 4B.

Administration of TGF- $\beta$  suppressed production of serum IgE antibody as in oral administration, but also suppressed production of serum IgG2a antibody that was 15 enhanced in oral administration. In other words, transdermal administration of TGF- $\beta$  suppresses both the allergic reaction (Th2 immune response) and protective immunity (Th1 immune response) against the infection and cancer. A risk of immune deficiency thereby arises.

20 Meanwhile, oral administration of TGF- $\beta$  is capable of suppressing only the allergic reaction (Th2 immune response) without degrading the immune response capability (suppressing Th1 immune response) necessary to maintain life. It is thus possible to prevent and/or 25 treat the allergic disease without trouble such as adverse reaction, immune deficiency and the like developing in transdermally/intravenously administering TGF- $\beta$ .

Further, orally administered TGF- $\beta$  enhances Th1 immune response involved in cell immunity, and therefore, is considered effective in preventing and/or treating allergic symptoms, various diseases such as cancers and  
5 infections and the like.

\* Embodiment 2 : Treatment of allergic symptoms

<Treatment of atopic dermatitis>

Each of model mice (DO11.10, 6-8 weeks old, weight of 20 to 30 grams) actually developing atopic dermatitis  
10 was fed with oral administration of 5  $\mu$ g TGF- $\beta$  per dose every other day for a total of three times. FIGs.5A and 5B show clinical skin severity and IgE level in serum before and one week after oral TGF- $\beta$  administration, respectively.

15 It was clarified that orally TGF- $\beta$  administered model mice developed alleviated inflammation of atopic dermatitis (FIG.5A) and decreased IgE level (FIG.5B) as compared with before administration. The model mice did not develop symptoms such as adverse reaction and the  
20 like by orally administered TGF- $\beta$ .

It is thus possible to treat and alleviate already developed allergic symptoms by orally administering high-dose TGF- $\beta$ .

This application is based on the Japanese Patent  
25 application No. 2005-252912 filed on August 31, 2005, entire content of which is expressly incorporated by reference herein.

Although the present invention has been fully described by way of example with reference to the accompanying drawings, it is to be understood that various changes and modifications will be apparent to those skilled in the art. Therefore, unless otherwise such changes and modifications depart from the scope of the present invention hereinafter defined, they should be construed as being included therein.



The embodiments of the invention in which an exclusive property or privilege is claimed are defined as follows:

1. Use of 100  $\mu\text{g}/\text{kg}$  or more of transforming growth factor-beta1 (TGF- $\beta$ 1) relative to a weight of an administration target body for preventing or treating a food allergy by suppressing Th2 immune response while maintaining or enhancing Th1 immune response in a patient in need thereof, wherein the TGF- $\beta$ 1 is for administration simultaneously with a substance that causes a food allergy.

2. The use according to claim 1, wherein the TGF- $\beta$ 1 is human TGF- $\beta$ 1.

3. The use according to claim 1 or claim 2 wherein the administration is oral.

4. A diet product selected from a group consisting of foods, health foods, functional foods, dietary supplements, and foods for specified health use containing a predetermined amount of transforming growth factor-beta1 (TGF- $\beta$ 1) of 100  $\mu\text{g}/\text{kg}$  or more relative to a weight of an administration body and a food allergen for selectively suppressing Th2 immune response.

5. A diet product selected from a group consisting of foods, health foods, functional foods, dietary supplements, and foods for specified health use containing a predetermined amount of transforming growth factor-beta1 (TGF- $\beta$ 1) of 100  $\mu\text{g}/\text{kg}$  or more relative to a weight of an administration body and a food allergen for suppressing Th2

immune response while maintaining or enhancing Th1 immune response.

6. The diet product according to claim 5, wherein the predetermined amount of transforming growth factor-beta1 (TGF- $\beta$ 1) is added to a food containing a substance that causes a food allergy.

7. A diet product selected from a group consisting of foods, health foods, functional foods, dietary supplements, and foods for specified health use containing a predetermined amount of transforming growth factor-beta1 (TGF- $\beta$ 1) of 100  $\mu$ g/kg or more relative to a weight of an administration body and a food allergen for enhancing Th1 immune response.

8. An oral drug selected from a group consisting of allergy preventive drugs and allergy treatment drugs containing a predetermined amount of transforming growth factor-beta1 (TGF- $\beta$ 1) of 100  $\mu$ g/kg or more relative to a weight of an administration body and a food allergen for selectively suppressing Th2 immune response.

9. An oral drug selected from a group consisting of allergy preventive drugs and allergy treatment drugs containing a predetermined amount of transforming growth factor-beta1 (TGF- $\beta$ 1) of 100  $\mu$ g/kg or more relative to a weight of an administration body and a food allergen for suppressing Th2 immune response while maintaining or enhancing Th1 immune response.

10. An oral drug selected from a group consisting of allergy preventative drugs and allergy treatment drugs

containing a predetermined amount of transforming growth factor-beta1 (TGF- $\beta$ 1) of 100  $\mu$ g/kg or more relative to a weight of an administration body and a food allergen for enhancing Th1 immune response.

FIG. 1A

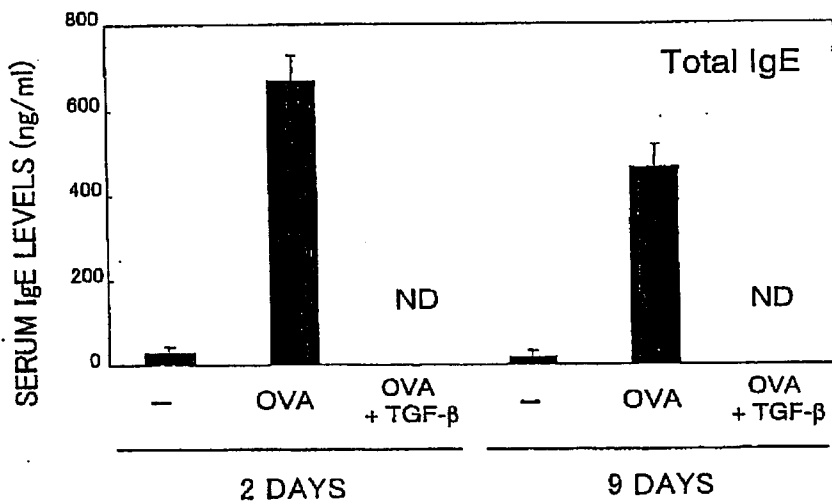


FIG. 1B

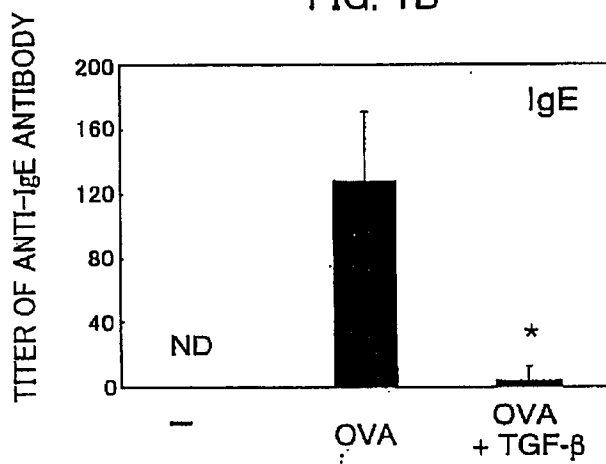


FIG. 2

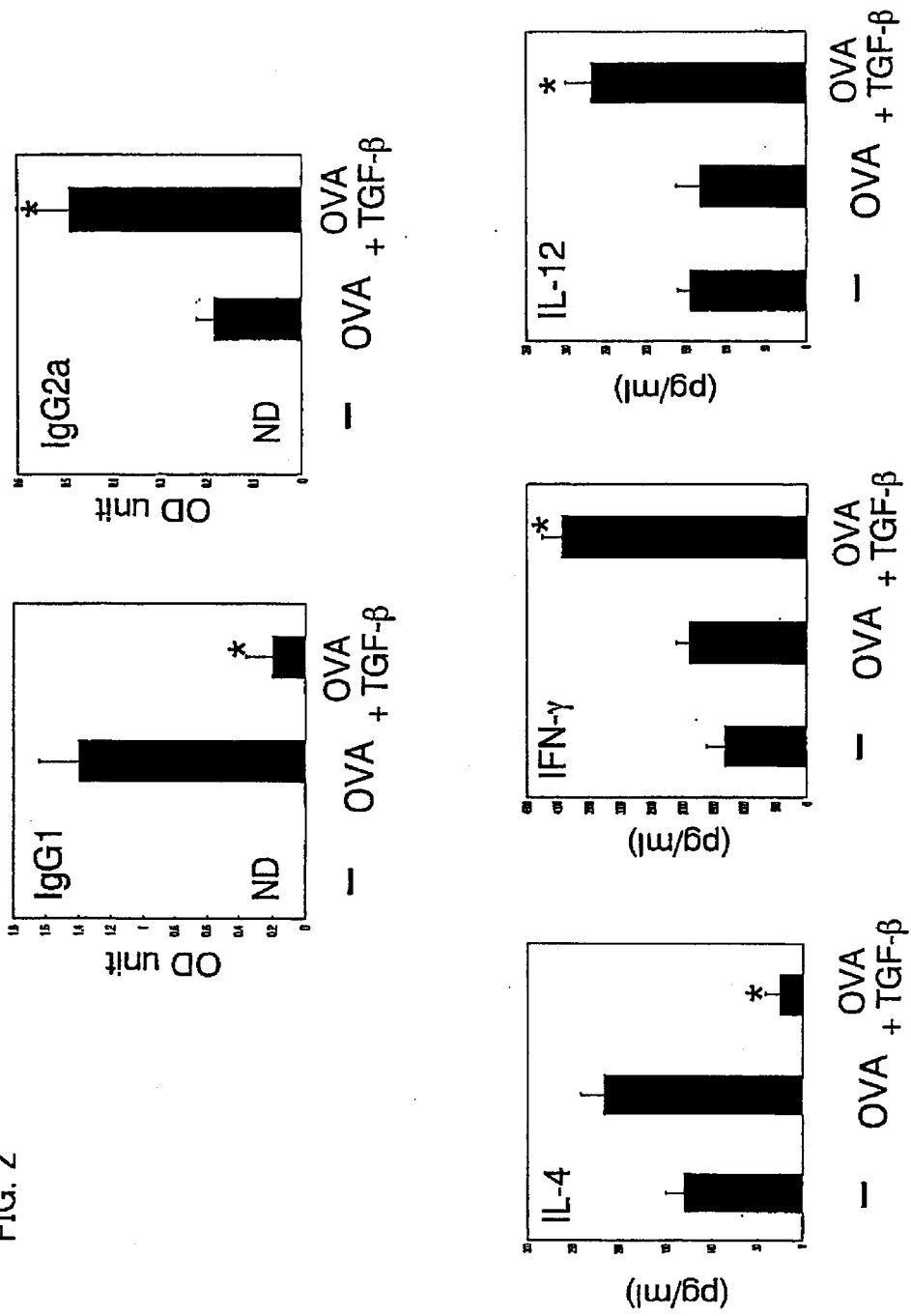


FIG. 3A

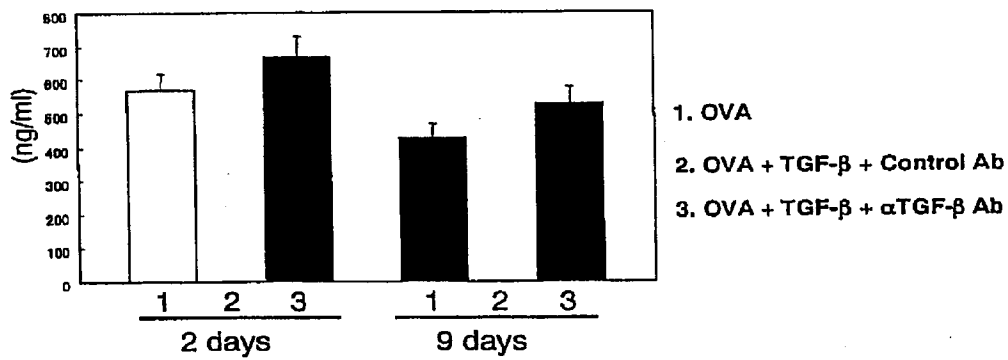
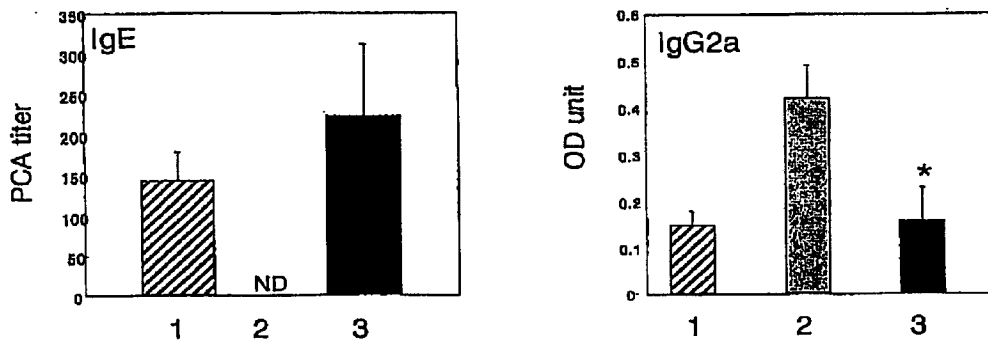


FIG. 3B



1. OVA

2. OVA + TGF-β + Control Ab

3. OVA + TGF-β + αTGF-β Ab

FIG. 4A

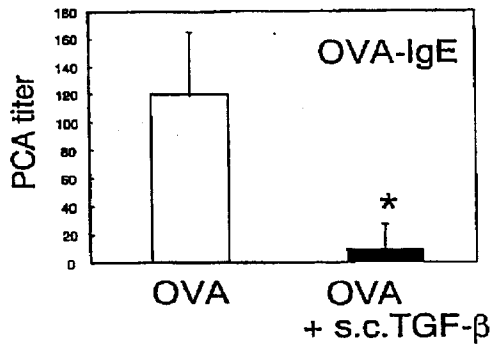


FIG. 4B

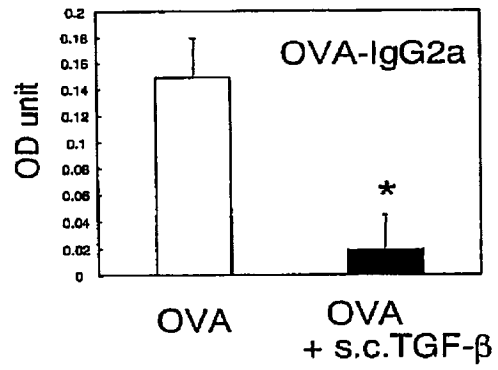


FIG. 5A

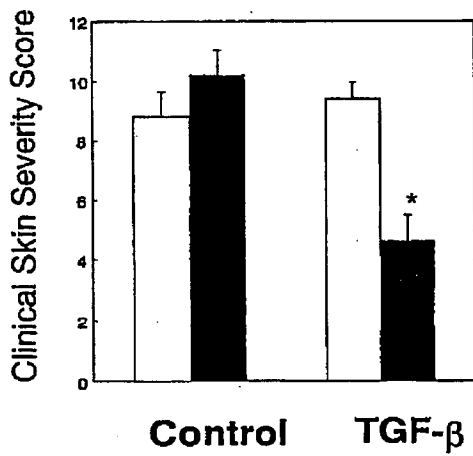


FIG. 5B

